

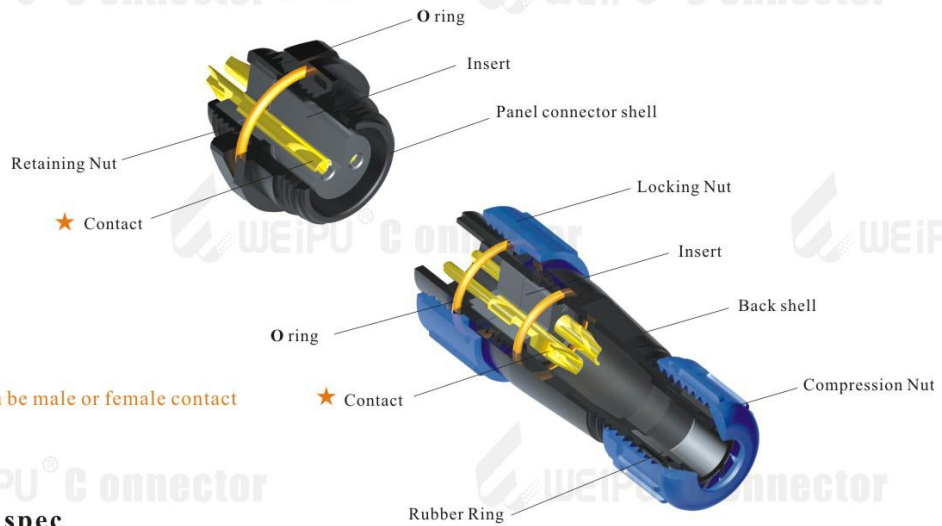


IP68

SP  
13.17.21



● SP13/SP17/SP21 IP68 Threaded coupling



★ Each side can be male or female contact

Material and spec

Product type	Connector	Overmolded Cable Assemblies
Coupling	Threaded coupling	Threaded coupling
Shell material	Nylon66, fire resistance: V-0	PC, PVC, fire resistance: V-0; Locking nut material: Anodized aluminum
Insert material	PPS max temperature 260 °C, fire resistance: V-0	PPS max temperature 260 °C, fire resistance: V-0
Contact material	Brass with gold plating	Brass with gold plating
Termination	SP13: solder, SP17: solder/crimp, SP21: solder / screw/crimp	
Cable outer diameter range	SP13 I: 4-6.5mm SP13 II: 5-8mm SP17: 6-10mm SP21 I: 4.5-7mm SP21 II: 7-12mm	
IP rating	IP68	IP66
Mating cycle	>500	>500
Temperature range	-25°C~+85°C	-20°C~+85°C
Insulation resistance MΩ	2000	2000

**SP  
13**

**SP13 Series IP68**

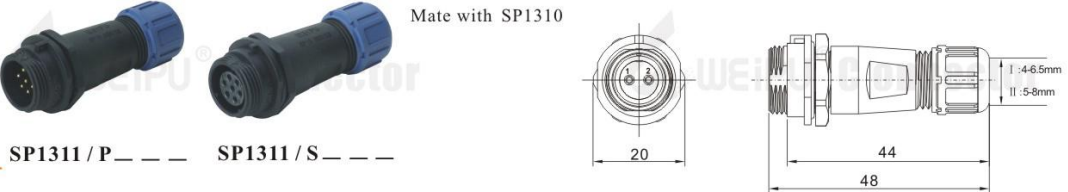
**Cable connector**  
Mate with SP1311, SP1312



SP1310 / P      SP1310 / S

C: with cap, N: without cap  
Cable outer diameter: I : 4-6.5mm , II :5-8mm  
Number of contact: 2. 3. 4. 5. 6. 7. 9

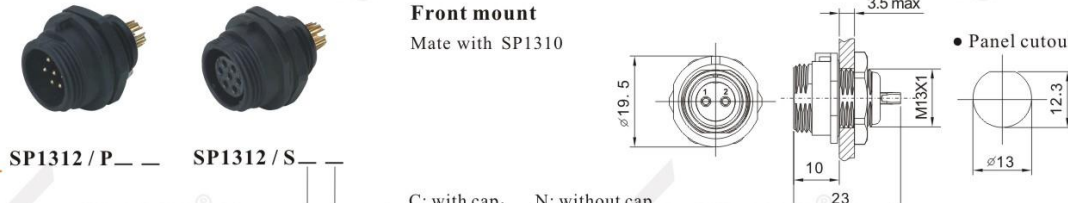
**In-line cable connector**  
Mate with SP1310



SP1311 / P      SP1311 / S

I : 4-6.5mm  
II : 5-8mm

**Front mount**  
Mate with SP1310



SP1312 / P      SP1312 / S

C: with cap, N: without cap  
Number of contact: 2. 3. 4. 5. 6. 7. 9

• Panel cutout

**Contact arrangement and spec for solder termination**

Number of contact	2	3	4	5	6	7	9
Male contact face view							
Rated current (A)	13A	13A	5A	5A	5A	5A	3A
Contact diameter	∅ 1.6X2	∅1.6X3	∅ 1X4	∅1X5	∅1X6	∅ 1X7	∅ 0.7X9
Rated voltage (AC.V)	250V	250V	200V	180V	125V	125V	125V
Test voltage(AC.V) 1 min	1500V	1500V	1500V	1000V	1000V	1000V	1000V
Contact resistance mΩ	2	2	5	5	5	5	10
Wire size mm <sup>2</sup> /AWG	≤2/14	≤2/14	≤0.785/18	≤0.785/18	≤0.785/18	≤0.785/18	≤0.785/18

## X-ON Electronics

Largest Supplier of Electrical and Electronic Components

*Click to view similar products for [Circular Push Pull Connectors](#) category:*

*Click to view products by [Weipu](#) manufacturer:*

Other Similar products are found below :

[FEA.1B.308.CYCD72Z](#) [D38999/20ZC8JA](#) [D38999/20ZG39BN](#) [D38999/20ZG41PN-LC](#) [D38999/20ZH21SA](#) [D38999/20ZH53SA](#)  
[D38999/20ZJ24SA](#) [D38999/20ZJ29PA-LC](#) [D38999/20ZJ43HA](#) [D38999/20ZJ43PA-LC](#) [D38999/20ZJ61PA-LC](#) [D38999/24ZF11SA-LC](#)  
[D38999/24ZF32BA](#) [D38999/24ZF32PA-LC](#) [D38999/24ZF32SA-LC](#) [D38999/24ZF35BA](#) [D38999/24ZF35SA-LC](#) [EXG.00.250.NTNY](#)  
[FFA.00.250.CTAZ](#) [FFA.1S.302.CLAZ](#) [FFA.1Y.410.CTAC52](#) [FFA.2S.310.ZLA](#) [FFG.1B.302.CLAD52Z](#) [FFG.1B.304.CLAD42Z](#)  
[FFG.1B.304.CLAD72Z](#) [FFG.1B.308.CLAD42Z](#) [FGA.1B.304.CLAD62Z](#) [FGA.1B.304.CYCD72Z](#) [FGA.1B.305.CLAD76](#)  
[FGA.1B.306.CYCD72](#) [FGA.1B.307.CYCD72Z](#) [FGA.1B.308.CLAD76Z](#) [FGA.1B.308.CYCD42Z](#) [FGA.1B.308.CYCD52Z](#)  
[FGA.1B.308.CYCD72Z](#) [FGA.1B.310.CLAD42](#) [FGA.1B.310.CLAD52Z](#) [FGA.1B.316.CLAD42](#) [FGA.1B.316.CLAD62Z](#)  
[FGA.1B.316.CLAD76](#) [FGB.0B.307.CYCD31Z](#) [FGB.1B.302.CLAD72](#) [FGB.1B.303.CYCD62](#) [FGB.1B.305.CLAZ](#) [FGB.1B.307.CYCD62Z](#)  
[FGB.1B.316.CLAD42](#) [FGC.0B.309.CLAD56](#) [FGC.1B.304.CLAD52Z](#) [FGC.1B.305.CLAD52Z](#) [FGC.1B.308.CLAD42](#)