



*DC COMPONENTS CO., LTD.*

RECTIFIER SPECIALISTS

SR520  
THRU  
SR5100

**TECHNICAL SPECIFICATIONS OF SCHOTTKY BARRIER RECTIFIER**

**VOLTAGE RANGE - 20 to 100 Volts**

**CURRENT - 5.0 Amperes**

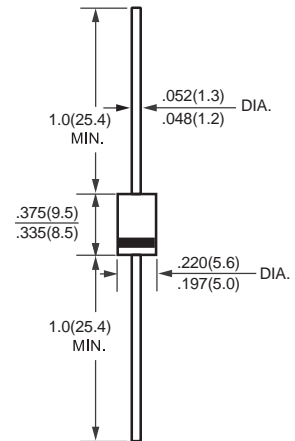
**FEATURES**

- \* High reliability
- \* Low switching noise
- \* Low forward voltage drop
- \* High current capability
- \* High switching capability

**MECHANICAL DATA**

- \* Case: Molded plastic
- \* Epoxy: UL 94V-0 rate flame retardant
- \* Lead: MIL-STD-202E, Method 208 guaranteed
- \* Polarity: Color band denotes cathode end
- \* Mounting position: Any
- \* Weight: 1.18 grams

DO-27



Dimensions in inches and (millimeters)

**MAXIMUM RATINGS AND ELECTRICAL CHARACTERISTICS**

Ratings at 25 °C ambient temperature unless otherwise specified.  
Single phase, half wave, 60 Hz, resistive or inductive load.  
For capacitive load, derate current by 20%.

	SYMBOL	SR520	SR530	SR540	SR550	SR560	SR580	SR5100	UNITS
Maximum Recurrent Peak Reverse Voltage	V <sub>RRM</sub>	20	30	40	50	60	80	100	Volts
Maximum RMS Voltage	V <sub>RMS</sub>	14	21	28	35	42	56	70	Volts
Maximum DC Blocking Voltage	V <sub>DC</sub>	20	30	40	50	60	80	100	Volts
Maximum Average Forward Rectified Current .375*(9.5mm) lead length	I <sub>O</sub>	5.0							Amps
Peak Forward Surge Current 8.3 ms single half sine-wave superimposed on rated load (JEDEC Method)	I <sub>FSM</sub>	150							Amps
Maximum Instantaneous Forward Voltage at 5.0A DC	V <sub>F</sub>	.55		.70		.85		Volts	
Maximum DC Reverse Current	I <sub>R</sub>	@ T <sub>A</sub> = 25°C							mAmps
at Rated DC Blocking Voltage		@ T <sub>A</sub> = 100°C							
Typical Thermal Resistance (Note 1)	R <sub>θJA</sub>	18							°C/W
Typical Junction Capacitance (Note 2)	C <sub>J</sub>	550			400				pF
Operating Temperature Range	T <sub>J</sub>	-65 to +150							°C
Storage Temperature Range	T <sub>STG</sub>	-65 to +150							°C

NOTES : 1. Thermal Resistance (Junction to Ambient): Vertical PC Board Mounting, 0.5\*(12.7mm) Lead Length.  
2. Measured at 1 MHz and applied reverse voltage of 4.0 volts.

# RATING AND CHARACTERISTIC CURVES (SR520 THRU SR5100)

FIG. 1 - TYPICAL FORWARD CURRENT DERATING CURVE

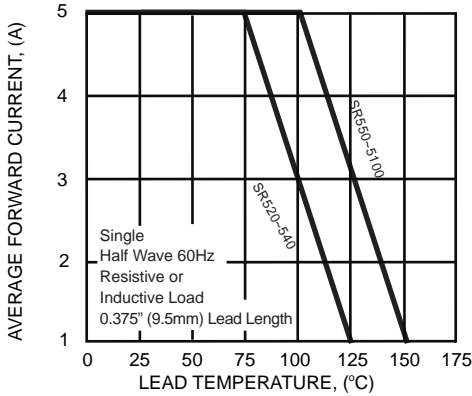


FIG. 2 - TYPICAL INSTANTANEOUS FORWARD CHARACTERISTICS

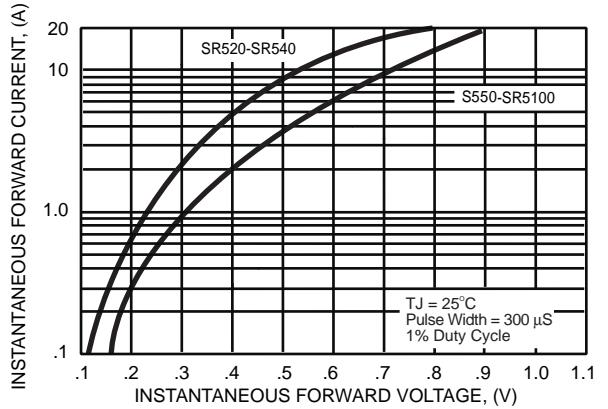


FIG. 3A - TYPICAL REVERSE CHARACTERISTICS

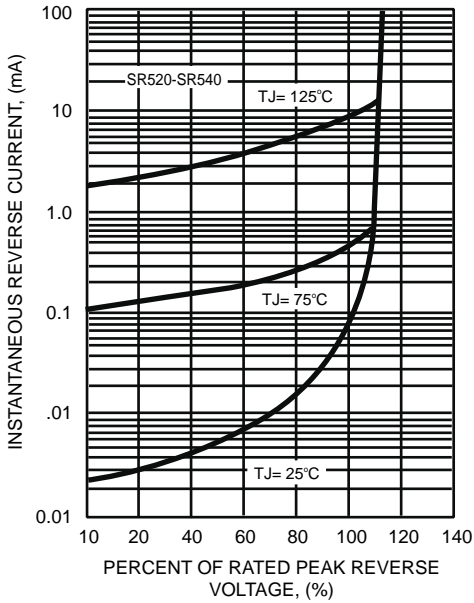


FIG. 3B - TYPICAL REVERSE CHARACTERISTICS

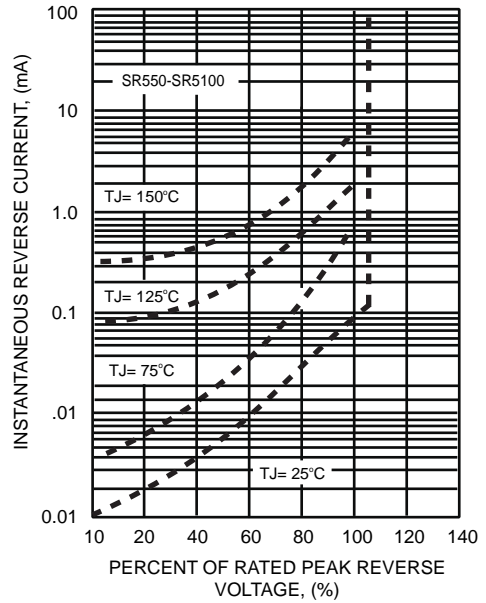


FIG. 4 - TYPICAL JUNCTION CAPACITANCE

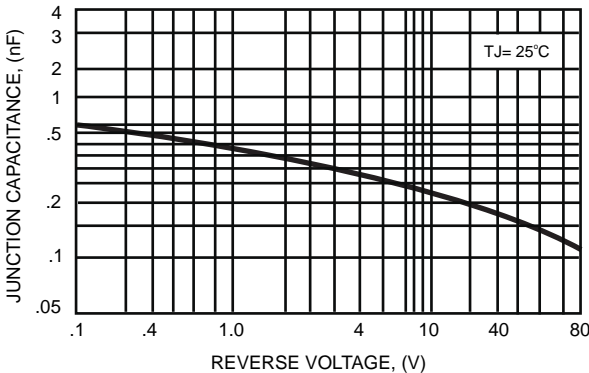
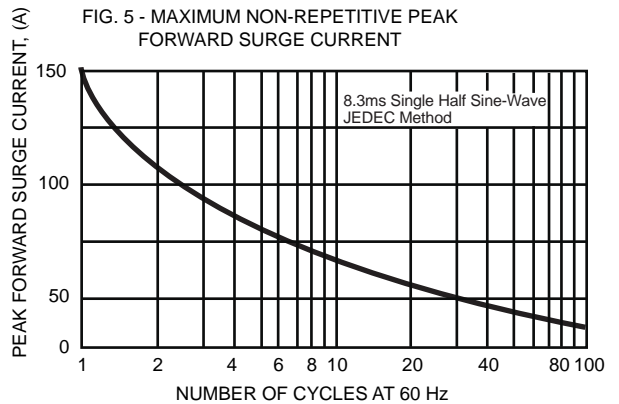


FIG. 5 - MAXIMUM NON-REPETITIVE PEAK FORWARD SURGE CURRENT



## X-ON Electronics

Largest Supplier of Electrical and Electronic Components

*Click to view similar products for [Schottky Diodes & Rectifiers](#) category:*

*Click to view products by [DC Components](#) manufacturer:*

Other Similar products are found below :

[CUS06\(TE85L,Q,M\)](#) [MA4E2039](#) [D1FH3-5063](#) [MBR0530L-TP](#) [MBR10100CT-BP](#) [MBR30H100MFST1G](#) [MMBD301M3T5G](#) [PMAD1103-LF](#) [PMAD1108-LF](#) [RB160M-50TR](#) [RB520S-30](#) [RB551V-30](#) [DD350N18K](#) [DZ435N40K](#) [DZ600N16K](#) [BAS16E6433HTMA1](#) [BAS 3010S-02LRH E6327](#) [BAT 54-02LRH E6327](#) [IDL02G65C5XUMA1](#) [NSR05F40QNXT5G](#) [NSVR05F40NXT5G](#) [JANS1N6640](#) [SB07-03C-TB-H](#) [SB1003M3-TL-W](#) [SBAT54CWT1G](#) [SBM30-03-TR-E](#) [SBS818-TL-E](#) [SK32A-LTP](#) [SK33A-TP](#) [SK34A-TP](#) [SK34B-TP](#) [SMD1200PL-TP](#) [ACDBN160-HF](#) [SS3003CH-TL-E](#) [STPS30S45CW](#) [PDS3100Q-7](#) [GA01SHT18](#) [CRS10I30A\(TE85L,QM\)](#) [MBR1240MFST1G](#) [MBRB30H30CT-1G](#) [BAS28E6433HTMA1](#) [BAS 70-02L E6327](#) [HSB123JTR-E](#) [JANTX1N5712-1](#) [VS-STPS40L45CW-N3](#) [DD350N12K](#) [SB007-03C-TB-E](#) [SB10015M-TL-E](#) [SB1003M3-TL-E](#) [SK110-LTP](#)