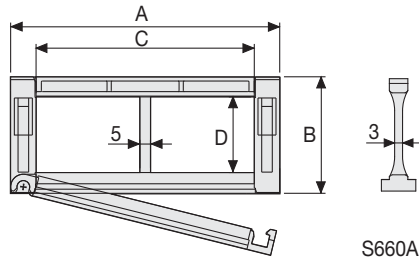


Serie Medium

SR660A Nylon Cable Chain with openable frames

Inner height (D) 37 mm

Double share Sideband & Frame construction with large anti-friction single-pin. Frames openable from inner radius. As standard the chain comes with frames every second link, on request with frames every link. Vertical and horizontal modular separator system is available.



Separator

- Unassembled Part.no S660A
- Assembled Part.no S660AMC

Strong-hold separator

for C > 200 mm

- Unassembled Part.no S660AH
- Assembled Part.no S660AHMC

Pin

Part.no PG660

Technical characteristics when self-supported

Speed	6 m/s
Acceleration	30 m/s ²

For higher requirements please consult our technical dept.

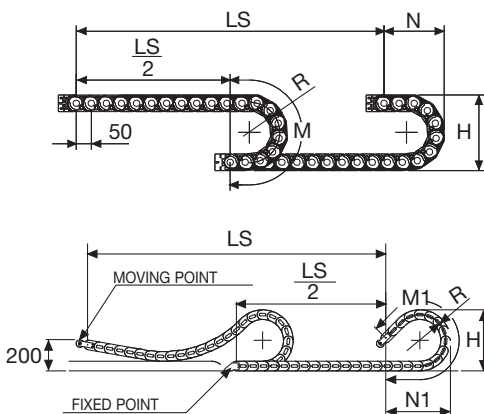
For sliding applications, technical data can slightly change according to frequency, added weight and environment.

A	B	C	D	R	Weight/m	Chain
mm	mm	mm	mm	mm	kg	Part Number
75	55	50	37	100-150-200-250	1,51	SR660A050□□□*
86	55	61	37	100-150-200-250	1,51	SR660A061□□□*
100	55	75	37	100-150-200-250	1,59	SR660A075□□□*
106	55	81	37	100-150-200-250	1,61	SR660A081□□□*
120	55	95	37	100-150-200-250	1,66	SR660A095□□□*
125	55	100	37	100-150-200-250	1,66	SR660A100□□□*
132	55	107	37	100-150-200-250	1,69	SR660A107□□□*
142	55	117	37	100-150-200-250	1,71	SR660A117□□□*
150	55	125	37	100-150-200-250	1,76	SR660A125□□□*
161	55	136	37	100-150-200-250	1,80	SR660A136□□□*
175	55	150	37	100-150-200-250	1,84	SR660A150□□□*
200	55	175	37	100-150-200-250	1,93	SR660A175□□□*
225	55	200	37	100-150-200-250	2,02	SR660A200□□□*
236	55	211	37	100-150-200-250	2,06	SR660A211□□□*
250	55	225	37	100-150-200-250	2,11	SR660A225□□□*
277	55	252	37	100-150-200-250	2,21	SR660A252□□□*
286	55	261	37	100-150-200-250	2,24	SR660A261□□□*
337	55	312	37	100-150-200-250	2,43	SR660A312□□□*
359	55	334	37	100-150-200-250	2,52	SR660A334□□□*
387	55	362	37	100-150-200-250	2,61	SR660A362□□□*

*Complete the code by inserting the value of the radius (R): Ex. SR660A050 □ □ □ □ □

Chain equipped with nylon frame every pitch: complete the code by inserting the letter D.

Ex. SR660A050150 □



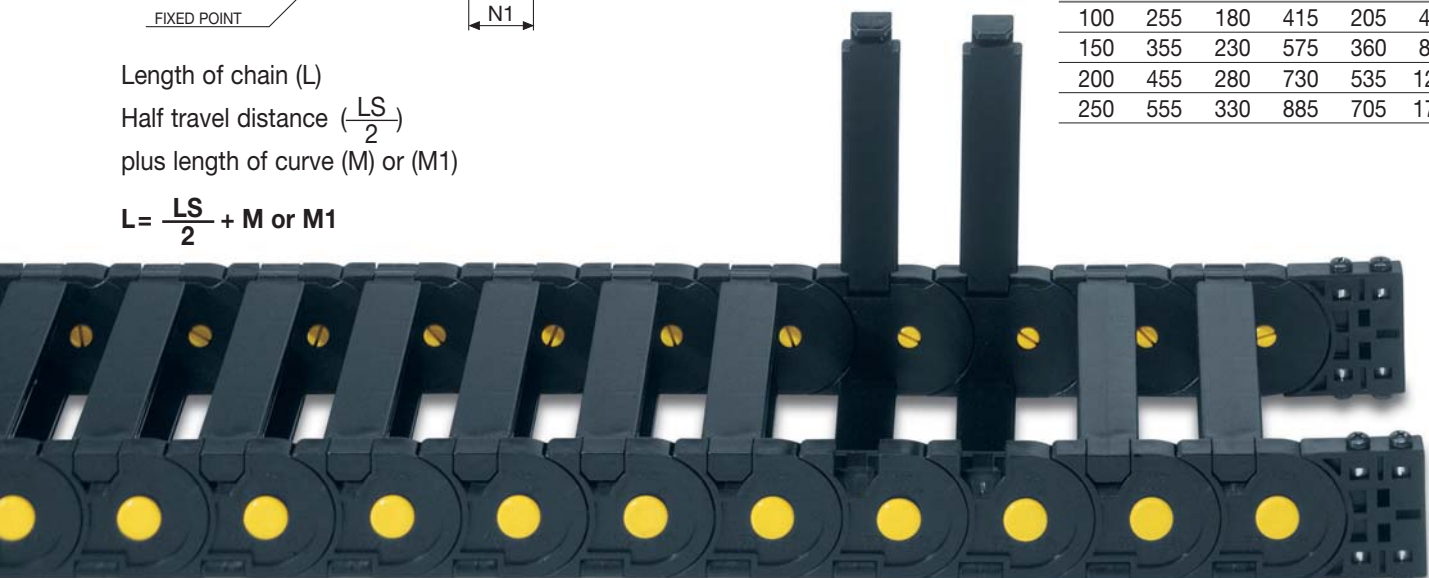
Length of chain (L)

Half travel distance ($\frac{LS}{2}$)

plus length of curve (M) or (M1)

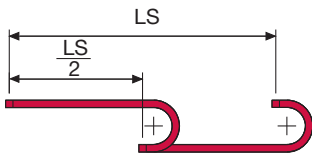
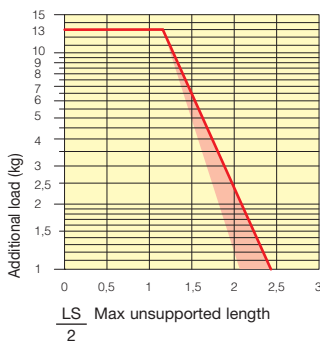
$$L = \frac{LS}{2} + M \text{ or } M1$$

R	H	N	M	N1	M1
mm	mm	mm	mm	mm	mm
100	255	180	415	205	470
150	355	230	575	360	855
200	455	280	730	535	1290
250	555	330	885	705	1730



Self-Supporting Capacity Diagram

The maximum length of the self-supporting capacity ($\frac{LS}{2}$) in relationship to the weight of the cables and hoses contained per linear metre.



The red marking in the diagram area considers the difference of weight between various widths of chains assembled with nylon frames every second pitch.

For applications with $\frac{LS}{2}$ and weights not included in the area of the diagram showing self-supporting capacity, verify the possible use of support rollers (see page 30).

End Brackets

The end brackets set allows the two ends of the chain to be attached to the equipment. Set complete with tiewrap clamps available on request.

Nylon Type

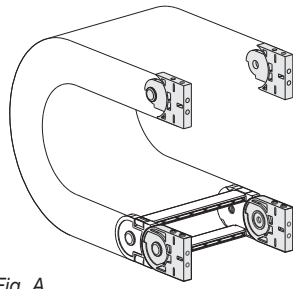
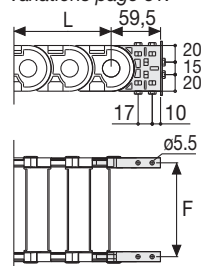


Fig. A
The chain can be fixed frontally, inner or outer radius. (Fig A) See end brackets mounting variations page 31.



Chain Type	F mm
SR660A050	61
SR660A061	72
SR660A075	86
SR660A081	92
SR660A095	106
SR660A100	111
SR660A107	118
SR660A117	128
SR660A125	136
SR660A136	147
SR660A150	161
SR660A175	186
SR660A200	211
SR660A211	222
SR660A225	236
SR660A252	263
SR660A261	272
SR660A312	323
SR660A334	345
SR660A362	373

Nylon Type Part Numbers

Complete Set Assembled	
Chain	End Brackets
Type	Set
SR660A...	AN660AKM

Complete Set Unassembled	
Chain	End Brackets
Type	Set
SR660A...	AN660AK

Tiewrap Clamp	
Assembl.	CFC660A □□□ *KM
Unassembl.	CFC660A □□□ *K

Bright Zinc Plated Steel Type***

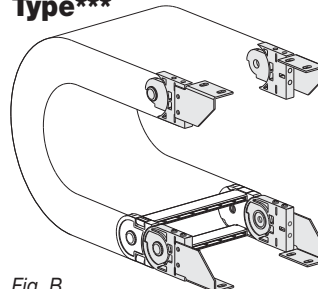
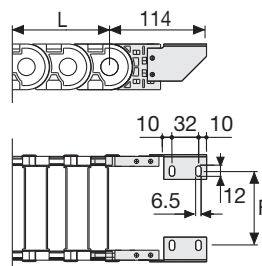


Fig. B
Chain fixed outside the radius. (Fig B) See end brackets mounting variations page 31.



Chain Type	F mm
SR660A050	38
SR660A061	49
SR660A075	63
SR660A081	69
SR660A095	83
SR660A100	88
SR660A107	95
SR660A117	105
SR660A125	113
SR660A136	124
SR660A150	138
SR660A175	163
SR660A200	188
SR660A211	199
SR660A225	213
SR660A252	240
SR660A261	249
SR660A312	300
SR660A334	333
SR660A362	350

Bright Zinc Plated Steel Type Part Numbers

Complete Set Assembled	
Chain	End Brackets
Type	Set
SR660A...	A660AKM □**

Complete Set Unassembled	
Chain	End Brackets
Type	Set
SR660A...	A660AK □**

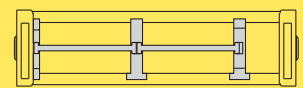
Tiewrap Clamp	
Assembl.	CFC660A □□□ *KM
Unassembl.	CFC660A □□□ *K

* Inner width (C)
** 1=Pos.1; 2=Pos.2; 3=Pos.3
*** Available on request in stainless steel


Serie Medium

SR660A

Nylon Cable Chain
with openable frames



Separation System
To choose the separators see page. 184



How to open the cover.



Suitable to long travel distance in frame every pitch version.
To choose the guide channel see page 168

Special tool to remove the connecting pivots:
Part Number PZ010.



For further information please consult Brevetti Stendalto's Technical Office

X-ON Electronics

Largest Supplier of Electrical and Electronic Components

Click to view similar products for [Cable Mounting & Accessories](#) category:

Click to view products by [Brevetti](#) manufacturer:

Other Similar products are found below :

[HP-4N](#) [582603-1](#) [009333-000](#) [727844N003](#) [809090N001](#) [8109](#) [843188-000](#) [843459N001](#) [843460N003](#) [8666](#) [967279N002](#) [GPQC1/0](#) [DB-11](#) [1300830208](#) [1300840039](#) [1300900026](#) [1300990052](#) [1301740005](#) [1301800121](#) [1301800416](#) [1300830184](#) [1300990149](#) [1301580036](#) [1301720103](#) [1301720135](#) [1301720152](#) [1301720157](#) [1301740009](#) [1301770011](#) [1301850553](#) [1301860939](#) [1302000074](#) [1302264431](#) [1337706-2](#) [APA18-AK](#) [MTX6UTPSRC-C](#) [1-787307-1](#) [185491N001](#) [HP-6N](#) [C-202-C](#) [202C221-13-0](#) [OMTM-S10-C0](#) [205339-4](#) [CA7308-000](#) [8S23-75FR-CS8184](#) [2684](#) [9648](#) [3089](#) [988382-000](#) [A0270164](#)