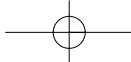
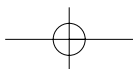
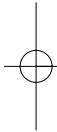
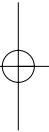


Terminal blocks with Push In connection technology



Product Information





Terminal blocks with Push In connection technology

Overview P-Series	4
Feed-through terminals	6
Modular PE terminals	9
Double level terminals	12
Disconnect terminals	15
Installation terminals	20
Accessories	28
Appendix	42


Overview P-Series

Terminals with direct Push In technology (P-Series)



Sometimes a little means a lot

The P-Series is Weidmüller's new generation of modular terminals distinguished by concise yet uniquely flexible portfolio. The cornerstones of this concept is the "Push In" connection technology which enable a reduction in the terminal variants whilst providing incredible cost savings. What this means is that the three terminal types PDU 2.5/4, PDU 6/10 and PDU 16 can provide you with rational wiring solutions up to 16 mm². In the past you would have needed five different types of terminal. This innovative product concept is the result of targeted detail engineering. With a width of 5.1 mm, the PDU 2.5/4 and PDL 4 types are the same size as an old 2.5 mm² terminal, but are rated at 32 A – previously only possible with a 4 mm² terminal. The data of the other terminals in the range is equally impressive: PDU 6/10 – 8.1 mm and 54 A; PDU 16 – 12 mm and 76 A. The Weidmüller P-Series gives users a range of modular terminals that unites the performance features of their "big brothers" with the compact size of their "little brothers".



Direct Push In technology for direct savings

Among the impressive features of the direct Push In connection system are minimal wiring times and reliable, simple handling. Compared to the 3-conductor tension clamps, the direct Push In system achieves time-savings of up to 50% when connecting the conductor (3.5 s per conductor). The stripped solid conductor is simply pushed into the terminal as far as it will go – that's all there is to it. No tools are required, and the result is a reliable, vibration-resistant, gas-tight connection. Even flexible conductors with crimped wire end ferrules or ultrasonic-welded conductors can be connected without any problems.



Views without cage side wall



Product overview

	P-Series 2.5/4		P-Series 6/10		P-Series 16
Rated cross-sectional area	2.5 mm ²	4 mm ²	6 mm ²	10 mm ²	16 mm ²
Feed-through terminals					
2 connections	•	•	•	•	•
3 connections	•	•	•	•	
4 connections	•	•			
PE terminals					
2 connections	•	•	•	•	•
3 connections	•	•	•	•	
4 connections	•	•			
Supply terminals					
N-conductor terminals	•	•	•	•	•
Double level terminals	•	•			
3-conductor/distributor terminals	•	•			

1 The connection

The compression spring for connecting the conductor is mounted separately on the housing to guarantee galvanic isolation.

- Direct connection of solid conductors.
- Direct connection of flexible conductors with wire end ferrules.

2 Plug-in cross-connections

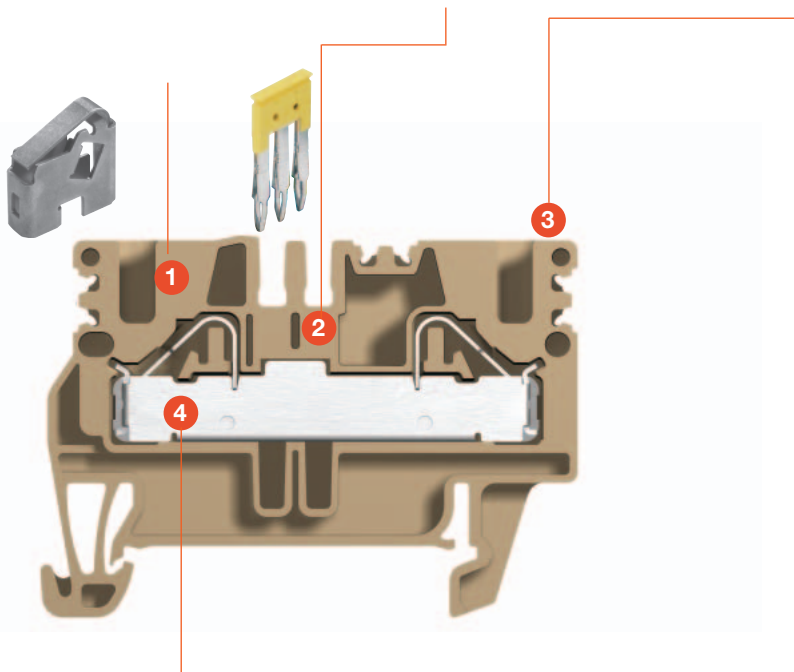
Rapid, straightforward potential distribution with the ZQV plug-in cross-connection.

- 2- to 10-pole, or "endless" cross-connection for custom assemble.
- Full rated current.
- Breakout poles for bypassing other potentials.

3 Easy to use

The simple Push In system for solid and flexible conductors with wire end ferrules speeds up the wiring time considerably.

- No additional tools required.
- Easy to use in confined installations.
- TOP connection (conductor inserted and connection secured in the same direction).



The Wemid insulating material

- Non-tracking, CTI 600
- Thermally stable up to 120 °C
- V0 flammability rating to UL 94
- Halogen and phosphor free, flame-retardant

Effective product range

The P-Series is characterised by its high performance and a compact unit range. It is therefore ideal for reducing the number of variations and promotes rational procurement and logistics management.

4 Reliable contact

- A stainless steel spring ensures permanent, secure contact between conductor and current bar; higher pull-out forces are achieved when compared with tension clamp terminals.
- The copper/tin alloy current bar makes a perfect connection with the conductor; this guarantees a very low voltage drop.

Safe to use

The Push In contact has been designed in such a way that incorrect use is impossible in most cases!

- The **spring stop** protects and limits the travel of the spring; this, together with the plastic housing, defines the exact position of the screwdriver.
- The **conductor stop** positions the end of the conductor in the connection space; it supports the compression spring outside the terminal in the case of large bending radii and guarantees the contact with the current bar.

Standards and directives

The excellent reliability of Weidmüller's contacts and systems is confirmed by type testing to IEC 60947-7 and by supplementary tests. In addition, product quality undergoes strict testing in our Quality Assurance department (certified to DIN ISO 9002).

Feed-through terminals

When using ATEX certified components in hazardous area applications the installation instructions and the rated data for accessories in the technical appendix must be considered.

width x length x height with TS 35 x 7.5 mm
 max. current / max. cond. cross-section A/mm²
 max. clamping range mm²

Technical data

Rated data	
Rated voltage	V
Rated current	A
Rated cross-section	mm ²
Rated impulse withstand voltage / Pollution severity	kV/-
Gauge to IEC 60947-1 / UL94 Flammability class	
Approvals	
Clamped conductors (H05V/H07V)	
Solid / stranded	mm ²
Flexible / Flexible with wire end ferrule	mm ²
Tightening torque range (clamping screw)	Nm
Stripping length / Blade size	mm / -



Note

Ordering data

Version	
	dark beige Wemid
	blue Wemid

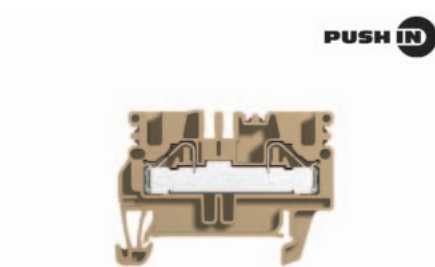
Note

Accessories


Cross-connection, pluggable	
	2-pole
	3-pole
	4-pole
	10-pole
	20-/24-pole
End plate / Partition plate	
	dark beige Wemid
	blue Wemid
End bracket	
	dark beige Wemid
Test adapter	
For testing wired terminal strips	Standard with spigot
Screwdrivers	
	with cutting device "swifty set"
	Standard
Reducing sleeves	
	for conductors < 0.5 mm / AWG 20
	for conductors < 1.0 mm / AWG 18
Cover	
	with lightning flash symbol
	blank
Labelling systems (see large assortment in catalogue 7)	
	Marking tags
For detailed information on other accessories and applications see "Accessories"	

PDU 2.5/4

4 mm²




5.1 x 52 x 38
 / 6
0.13 ... 6



IEC 60947-7-1 Ex e ll  II 2 G D

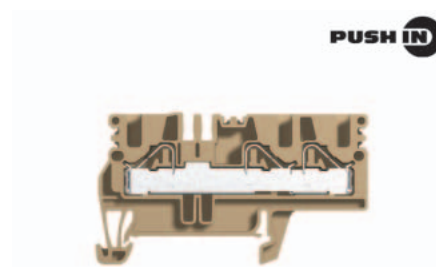
IEC	UL	CSA	EN 60079-7
800	600	600	550
32	30	30	
4	AWG 26... 10	AWG 26... 10	4
8 / 3			
/ V-0			



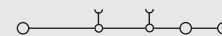
Rated connection	further connection
0.5...6	
0.5...4 / 0.5...4	
12 / 3.0 x 0.5	

PDU 2.5/4 3AN

4 mm²

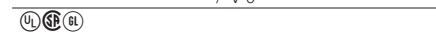


5.1 x 66 x 38
 / 6
0.13 ... 6



IEC 60947-7-1 Ex e ll  II 2 G D

IEC	UL	CSA	EN 60079-7
800	600	600	550
32	30	30	
4	AWG 26... 10	AWG 26... 10	4
8 / 3			
/ V-0			



Rated connection	further connection
0.5...6	
0.5...4 / 0.5...4	
12 / 3.0 x 0.5	

Type	Qty.	Order No.
PDU 2.5/4	100	1896110000
PDU 2.5/4 BL	50	1896230000

Note

Type	Qty.	Order No.
PDU 2.5/4/3AN	100	1896120000
PDU 2.5/4/3AN BL	50	1896240000

Note

Type	Current [A]	Qty.	Order No.
ZQV 2.5/2	24	60	1608860000
ZQV 2.5/3	24	60	1608870000
ZQV 2.5/4	24	60	1608880000
ZQV 2.5/10	24	20	1608940000
ZQV 2.5/20	24	20	1908960000

Type	width [mm]	Qty.	Order No.
PAP 2.5/4	3	50	1896300000

Type	width [mm]	Qty.	Order No.
ZEW 35	6	20	9540000000

Type	Qty.	Order No.
PTA PDU2.5/4	25	1916180000
PTA ZA PDU2.5/4	25	1916190000

Type	Qty.	Order No.
SD 0.5x3.0x80	1	9008320000

Type	Qty.	Order No.
PRH 2.5/4/1	100	1916410000
PRH 2.5/4/2	100	1916400000

Type	Qty.	Order No.
PAD 2.5/4/4	80	1916150000

Type	Qty.	Order No.
DEK 5 / WS 10/5		

Type	Current [A]	Qty.	Order No.
ZQV 2.5/2	24	60	1608860000
ZQV 2.5/3	24	60	1608870000
ZQV 2.5/4	24	60	1608880000
ZQV 2.5/10	24	20	1608940000
ZQV 2.5/20	24	20	1908960000

Type	width [mm]	Qty.	Order No.
PAP 2.5/4/3AN	3	50	1896480000

Type	width [mm]	Qty.	Order No.
ZEW 35	6	20	9540000000

Type	Qty.	Order No.
PTA PDU2.5/4	25	1916180000
PTA ZA PDU2.5/4	25	1916190000

Type	Qty.	Order No.
SD 0.5x3.0x80	1	9008320000

Type	Qty.	Order No.
PRH 2.5/4/1	100	1916410000
PRH 2.5/4/2	100	1916400000

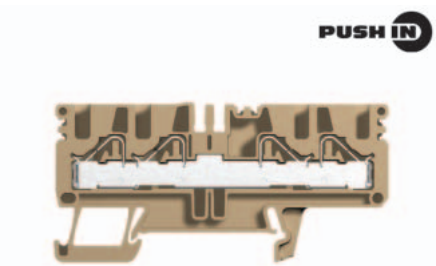
Type	Qty.	Order No.
PAD 2.5/4/4	80	1916150000

Type	Qty.	Order No.
DEK 5 / WS 10/5		

Feed-through terminals

PDU 2.5/4 4AN

4 mm²



5.1 x 78 x 38
/ 6
0.13 ... 6

IEC 60947-7-1 Ex e ll **Ex** ll 2 G D

IEC	UL	CSA	EN 60079-7
800	600	600	550
32	30	30	
4	AWG 26... 10	AWG 26... 10	4
8 / 3			
/ V-0			



Rated connection	further connection
0.5...6	
0.5...4 / 0.5...4	
12 / 3.0 x 0.5	

Type	Qty.	Order No.
PDU 2.5/4/4AN	100	1896130000
PDU 2.5/4/4AN BL	50	1896250000

Type	Current [A]	Qty.	Order No.
ZQV 2.5/2	24	60	1608860000
ZQV 2.5/3	24	60	1608870000
ZQV 2.5/4	24	60	1608880000
ZQV 2.5/10	24	20	1608940000
ZQV 2.5/20	24	20	1908960000

width [mm]			
PAP 2.5/4/4AN	3	50	1896320000

width [mm]			
ZEW 35	6	20	9540000000

PTA PDU2.5/4	25	1916180000
PTA ZA PDU2.5/4	25	1916190000

SD 0.5x3.0x80	1	9008320000
---------------	---	-------------------

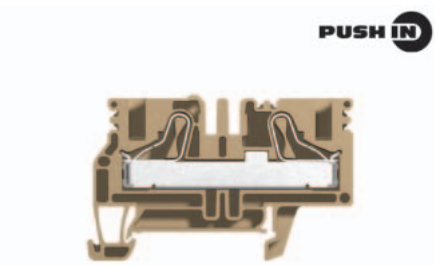
PRH 2.5/4/1	100	1916410000
PRH 2.5/4/2	100	1916400000

PAD 2.5/4/4	80	1916150000
-------------	----	-------------------

DEK 5 / WS 10/5

PDU 6/10

10 mm²



8.1 x 64 x 40
/ 10
1.5 ... 10

IEC 60947-7-1 Ex e ll **Ex** ll 2 G D

IEC	UL	CSA	EN 60079-7
800	600	600	550
57	44	44	
10	AWG 16... 8	AWG 16... 8	6
8 / 3			
/ V-0			



Rated connection	further connection
1.5...10	
1.5...10 / 1.5...10	
14 / 0.6 x 3.5	

Type	Qty.	Order No.
PDU 6/10	50	1896140000
PDU 6/10 BL	25	1896270000

Type	Current [A]	Qty.	Order No.
ZQV 6N/2	60	60	1906210000
ZQV 6N/3	60	60	1906220000
ZQV 6N/4	60	60	1906230000
ZQV 6N/20	20	20	1906240000

width [mm]			
PAP PDU6/10	3	20	1896330000

width [mm]			
ZEW 35	6	20	9540000000

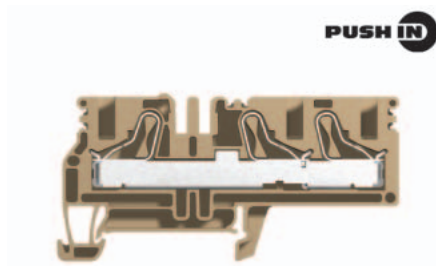
SD 0.5x3.0x80	1	9008320000
---------------	---	-------------------

PAD 6/10/4	80	1916160000
------------	----	-------------------

WS 10/8 MC NEUTRAL

PDU 6/10 3AN

10 mm²



8.1 x 82 x 40
/ 10
1.5 ... 10

IEC 60947-7-1 Ex e ll **Ex** ll 2 G D

IEC	UL	CSA	EN 60079-7
800	600	600	550
57	44	44	
10	AWG 16... 8	AWG 16... 8	6
8 / 3			
/ V-0			



Rated connection	further connection
1.5...10	
1.5...10 / 1.5...10	
14 / 0.6 x 3.5	

Type	Qty.	Order No.
PDU 6/10/3AN	50	1896150000
PDU 6/10/3AN BL	50	1896280000

Type	Current [A]	Qty.	Order No.
ZQV 6N/2	60	60	1906210000
ZQV 6N/3	60	60	1906220000
ZQV 6N/4	60	60	1906230000
ZQV 6N/20	20	20	1906240000

width [mm]			
PAP PDU6/10/3AN	3	20	1896340000

width [mm]			
ZEW 35	6	20	9540000000

SD 0.5x3.0x80	1	9008320000
---------------	---	-------------------

PAD 6/10/4	80	1916160000
------------	----	-------------------

WS 10/8 MC NEUTRAL

Feed-through terminals

When using ATEX certified components in hazardous area applications the installation instructions and the rated data for accessories in the technical appendix must be considered.

width x length x height with TS 35 x 7.5 mm
 max. current / max. cond. cross-section A/mm²
 max. clamping range mm²

Technical data

Rated data	
Rated voltage	V
Rated current	A
Rated cross-section	mm ²
Rated impulse withstand voltage / Pollution severity	kV/-
Gauge to IEC 60947-1 / UL94 Flammability class	
Approvals	
Clamped conductors (H05V/H07V)	
Solid / stranded	mm ²
Flexible / Flexible with wire end ferrule	mm ²
Tightening torque range (clamping screw)	Nm
Stripping length / Blade size	mm / -



Note

Ordering data

Version	
	dark beige Wemid
	blue Wemid

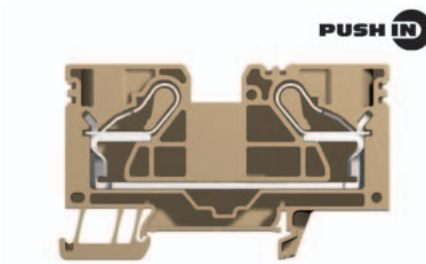
Note

Accessories

Cross-connection, pluggable	
	2-pole
	3-pole
	4-pole
	10-pole
	20-/24-pole
End plate / Partition plate	
	dark beige Wemid
	blue Wemid
End bracket	
	dark beige Wemid
Test adapter	
For testing wired terminal strips	Standard with spigot
Screwdrivers	
	with cutting device "swifty set"
	Standard
Reducing sleeves	
	for conductors < 0.5 mm / AWG 20
	for conductors < 1.0 mm / AWG 18
Cover	
	with lightning flash symbol
	blank
Labelling systems (see large assortment in catalogue 7)	
	Marking tags
For detailed information on other accessories and applications see "Accessories"	

PDU 16

16 mm²



12 x 78 x 48
 / **16**
2.5 ... 16

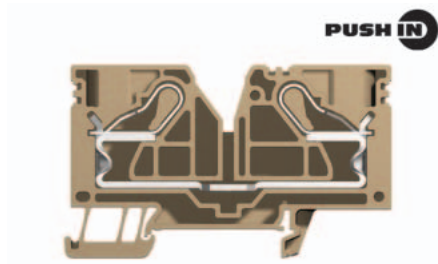
Ex e II  II 2 G D

IEC	UL	CSA	EN 60079-7
800	600	600	550
76	76	76	
16	AWG 12...5	AWG 12...5	16
		8 / 3	
		/ V-0	

UL	CSA	RL
Rated connection		
2.5...16		
2.5...16 / 2.5...16		
further connection		
14 / 1.0 x 5.5		

PEI 16

16 mm²



15 x 78 x 48
 / **16**
2.5 ... 16

Ex e II  II 2 G D

IEC	UL	CSA	EN 60079-7
800	600	600	550
76	76	76	
16	AWG 12...5	AWG 12...5	16
		8 / 3	
		/ V-0	

UL	CSA	RL
Rated connection		
2.5...16		
2.5...16 / 2.5...16		
further connection		
14 / 1.0 x 5.5		

Terminal supplied with end plate. Separate end plate not required.

Type	Qty.	Order No.
PDU 16	25	1896400000
PDU 16 BL	10	1896220000

Type	Current [A]	Qty.	Order No.
ZQV 16/2	76	25	1739690000

Type	width [mm]	Qty.	Order No.
PAP 16	3	10	1896290000

Type	width [mm]	Qty.	Order No.
ZEW 35	6	20	9540000000

Type	width [mm]	Qty.	Order No.
SD 1.0x5.5x150		1	9008350000

Type	width [mm]	Qty.	Order No.
PAD 16/4		80	1916170000

Type	width [mm]	Qty.	Order No.
WS 12/8 MC NEUTRAL			

Type	Qty.	Order No.
PEI 16	25	1918780000
PEI 16 BL	25	1918790000

Type	Current [A]	Qty.	Order No.
ZQV 2.5/2	24	60	1608860000
ZQV 6N/3		60	1906220000

Type	width [mm]	Qty.	Order No.
ZEW 35	6	20	9540000000

Type	width [mm]	Qty.	Order No.
SD 1.0x5.5x150		1	9008350000

Type	width [mm]	Qty.	Order No.
PAD 16/4		80	1916170000

Type	width [mm]	Qty.	Order No.
WS 12/8 MC NEUTRAL			

Modular PE terminals

When using ATEX certified components in hazardous area applications the installation instructions and the rated data for accessories in the technical appendix must be considered.

width x length x height with TS 35 x 7.5 mm
 max. current / max. cond. cross-section A/mm²
 max. clamping range mm²

Technical data

Rated data	
Rated cross-section	mm ²
Rated voltage to adjacent terminal	V
Rated impulse withstand voltage to adjacent terminal	kV
Short-time withstand current	A
Pollution severity	
Gauge to IEC 60947-1 / UL94 Flammability class	
Approvals	
Clamped conductors (H05V/H07V)	
Solid / stranded	mm ²
Flexible / Flexible with wire end ferrule	mm ²
Tightening torque range (clamping screw)	Nm
Tightening torque range (fixing screw)	Nm
Stripping length / Blade size	mm / -
2 clamped cables with same cross-section (H05V/H07V)	
Solid / stranded	mm ²
Flexible / Flexible with wire end ferrule	mm ²
Note	

Ordering data

Version	Type	Qty.	Order No.
green/yellow Wemid	PPE 2.5/4	50	1896170000
Note			

Accessories

End plate	Type	width [mm]	Qty.	Order No.
dark beige Wemid	PAP 2.5/4	3	50	1896300000
End bracket				
dark beige / beige	ZEW 35	6	20	9540000000
Testing / Checking				
For testing wired terminal strips	Standard with spigot			
Screwdrivers				
with cutting device "swifty set"	Standard	SD 0.5x3.0x80	1	9008320000
Reducing sleeves				
for conductors < 0.5 mm ² / < AWG 20	PRH 2.5/4/1		100	1916410000
for conductors < 1.0 mm ² / < AWG 18	PRH 2.5/4/2		100	1916400000
PEN jumper				
Inserted into TN-S distributor between N and PE terminals				
Marking systems (see large assortment in catalogue 7)				
Marking tags	DEK 5 / WS 10/5			
For detailed information on other accessories and applications see "Accessories"				

PPE 2.5/4

4 mm²



5.1 x 52 x 36
/ 6
0.13 ... 6

IEC 60947-7-2 Ex e ll II 2 G D

IEC	UL	CSA	EN 60079-7
4	AWG 26... 10	AWG 26... 10	
800			4
8			
	480 A (4 mm ²)		
	3		
	/ V-0		

Rated connection	further connection
0.5...6	
0.5...4 / 0.5...4	
12 / 3.0 x 0.5	

PPE 2.5/4 3AN

4 mm²



5.1 x 66 x 36
/ 6
0.13 ... 6

IEC 60947-7-2 Ex e ll II 2 G D

IEC	UL	CSA	EN 60079-7
4	AWG 26... 10	AWG 26... 10	
800			4
8			
	480 A (4 mm ²)		
	3		
	/ V-0		

Rated connection	further connection
0.5...6	
0.5...4 / 0.5...4	
12 / 3.0 x 0.5	

Type	Qty.	Order No.
PPE 2.5/4/3AN	50	1896200000
Note		

Type	width [mm]	Qty.	Order No.
PAP 2.5/4/3AN	3	50	1896480000
End bracket			
ZEW 35	6	20	9540000000
Screwdrivers			
SD 0.5x3.0x80		1	9008320000
Reducing sleeves			
PRH 2.5/4/1		100	1916410000
PRH 2.5/4/2		100	1916400000
Marking systems			
DEK 5 / WS 10/5			

Modular PE terminals

When using ATEX certified components in hazardous area applications the installation instructions and the rated data for accessories in the technical appendix must be considered.

width x length x height with TS 35 x 7.5 mm
 max. current / max. cond. cross-section A/mm²
 max. clamping range mm²

Technical data

Rated data	
Rated cross-section	mm ²
Rated voltage to adjacent terminal	V
Rated impulse withstand voltage to adjacent terminal	kV
Short-time withstand current	A
Pollution severity	
Gauge to IEC 60947-1 / UL94 Flammability class	
Approvals	
Clamped conductors (H05V/H07V)	
Solid / stranded	mm ²
Flexible / Flexible with wire end ferrule	mm ²
Tightening torque range (clamping screw)	Nm
Tightening torque range (fixing screw)	Nm
Stripping length / Blade size	mm / -
2 clamped cables with same cross-section (H05V/H07V)	
Solid / stranded	mm ²
Flexible / Flexible with wire end ferrule	mm ²
Note	

Ordering data


Version	Type	Qty.	Order No.
green/yellow Wemid	PPE 2.5/4/4AN	50	1896160000
Note			

Accessories

Type	width [mm]	Qty.	Order No.
End plate			
dark beige Wemid			
End bracket			
dark beige / beige			
Testing / Checking			
For testing wired terminal strips	Standard with spigot		
Screwdrivers			
with cutting device "swifty set"	Standard		
Reducing sleeves			
for conductors < 0.5 mm ² / < AWG 20	PRH 2.5/4/1	100	1916410000
for conductors < 1.0 mm ² / < AWG 18	PRH 2.5/4/2	100	1916400000
PEN jumper			
Inserted into TN-S distributor between N and PE terminals			
Marking systems			
(see large assortment in catalogue 7) Marking tags	DEK 5 / WS 10/5		
For detailed information on other accessories and applications see "Accessories"			

PPE 2.5/4 4AN

4 mm²



5.1 x 78 x 36
 / **6**
0.13 ... 6

IEC 60947-7-2 Ex e ll II 2 G D

IEC	UL	CSA	EN 60079-7
4	AWG 26... 10	AWG 26... 10	
800			4
8			
	480 A (4 mm ²)		
	3		
	/ V-0		


Rated connection	further connection
0.5...6	
0.5...4 / 0.5...4	
12 / 3.0 x 0.5	

Rated connection	further connection
1.5...10	
1.5...10 / 1.5...10	
14 / 0.6 x 3.5	

Type	Qty.	Order No.
PPE 2.5/4/4AN	50	1896160000
Note		

PPE 6/10

10 mm²



7.9 x 66 x 40
 / **10**
1.5 ... 10

IEC 60947-7-2 Ex e ll II 2 G D

IEC	UL	CSA	EN 60079-7
10	AWG 16... 8	AWG 16... 8	
800			6
8			
	1200 A (10 mm ²)		
	3		
	/ V-0		

Rated connection	further connection
1.5...10	
1.5...10 / 1.5...10	
14 / 0.6 x 3.5	

Rated connection	further connection
1.5...10	
1.5...10 / 1.5...10	
14 / 0.6 x 3.5	

Type	Qty.	Order No.
PPE 6/10	25	1896180000
Note		



Type	width [mm]	Qty.	Order No.
End plate			
PAP PDU6/10	3	20	1896330000
End bracket			
ZEW 35	6	20	9540000000
Testing / Checking			
For testing wired terminal strips	Standard with spigot		
Screwdrivers			
with cutting device "swifty set"	Standard		
Reducing sleeves			
for conductors < 0.5 mm ² / < AWG 20	PRH 2.5/4/1	100	1916410000
for conductors < 1.0 mm ² / < AWG 18	PRH 2.5/4/2	100	1916400000
PEN jumper			
Inserted into TN-S distributor between N and PE terminals			
Marking systems			
(see large assortment in catalogue 7) Marking tags	DEK 5 / WS 10/5		
For detailed information on other accessories and applications see "Accessories"			

PPE 6/10 3AN

10 mm²

PPE 16

16 mm²



7.9 x 82 x 40
/ 10
1.5 ... 10

12.1 x 78 x 48
/ 16
2.5 ... 16

IEC 60947-7-2 Ex e ll II 2 G D

IEC 60947-7-2 Ex e ll II 2 G D

IEC	UL	CSA	EN 60079-7
10	AWG 16... 8	AWG 16... 8	
800			
8			6
1200 A (10 mm ²)			
3			
/ V-0			

IEC	UL	CSA	EN 60079-7
16	AWG 12... 5	AWG 12... 5	
800			
8			16
1920 A (16 mm ²)			
3			
/ V-0			



Rated connection	further connection
1.5...10	
1.5...10 / 1.5...10	

Rated connection	further connection
2.5...16	
2.5...16 / 2.5...16	

14 / 0.6 x 3.5

14 / 1.0 x 5.5

Type	Qty.	Order No.
PPE 6/10/3AN	25	1896190000

Type	Qty.	Order No.
PPE 16	10	1896210000

Type	width [mm]	Qty.	Order No.
PAP PDU6/10/3AN	3	20	1896340000

Type	width [mm]	Qty.	Order No.
PAP 16	3	10	1896290000

	width [mm]	Qty.	Order No.
ZEW 35	6	20	9540000000

	width [mm]	Qty.	Order No.
ZEW 35	6	20	9540000000

SD 0.5x3.0x80	1	9008320000
---------------	---	-------------------

SD 1.0x5.5x150	1	9008350000
----------------	---	-------------------

ZQV 16/2	25	1739690000
----------	----	-------------------

WS 10/8 MC NEUTRAL

WS 10/12 MC NEUTRAL

Double level terminals

When using ATEX certified components in hazardous area applications the installation instructions and the rated data for accessories in the technical appendix must be considered.

width x length x height with TS 35 x 7.5 mm
 max. current / max. cond. cross-section A/mm²
 max. clamping range mm²

Technical data

Rated data	
Rated voltage	V
Rated current	A
Rated cross-section	mm ²
Rated impulse withstand voltage / Pollution severity	kV/-
Gauge to IEC 60947-1 / UL94 Flammability class	
Approvals	
Clamped conductors (H05V/H07V)	
Solid / stranded	mm ²
Flexible / Flexible with wire end ferrule	mm ²
Tightening torque range (clamping screw)	Nm
Stripping length / Blade size	mm / -



Note

Ordering data

Version	Type	Qty.	Order No.
dark beige Wemid	PDK 2.5/4	50	1918770000
blue Wemid	PDK 2.5/4 BL	50	1918760000

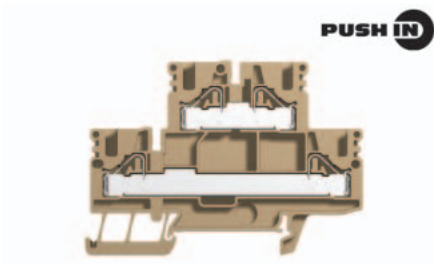
Note

Accessories

Cross-connection, pluggable	
	2-pole
	3-pole
	4-pole
	10-pole
	20-/24-pole
End plate / Partition plate	
	dark beige Wemid
	blue Wemid
End bracket	
	dark beige Wemid
Test adapter	
For testing wired terminal strips	Standard with spigot
Screwdrivers	
	with cutting device "swifty set"
	Standard
Reducing sleeves	
	for conductors < 0.5 mm / AWG 20
	for conductors < 1.0 mm / AWG 18
Cover	
	with lightning flash symbol
	blank
Labelling systems (see large assortment in catalogue 7)	
	Marking tags
For detailed information on other accessories and applications see "Accessories"	

PDK 2.5/4

2.5 mm²



5.1 x 81 x 58
28 / 6
0.13 ... 6

IEC 60947-7-1			
IEC	UL	CSA	EN 60079-7
800	600	600	
24			
2.5	AWG 26... 10	AWG 26... 10	
8 / 3			
/ V-0			

Rated connection	further connection
0.5...6	
0.5...4 / 0.5...4	
12 / 3.0 x 0.5	

Type	Qty.	Order No.
PDK 2.5/4	50	1918770000
PDK 2.5/4 BL	50	1918760000

Type	Current [A]	Qty.	Order No.
ZQV 2.5/2	24	60	1608860000
ZQV 2.5/3	24	60	1608870000
ZQV 2.5/4	24	60	1608880000
ZQV 2.5/10	24	20	1608940000
ZQV 2.5/20	24	20	1908960000

width [mm]			
PAP PDK 2.5/4	3	20	1919720000

width [mm]			
ZEW 35	6	20	9540000000

SD 0.5x3.0x80	1	9008320000
---------------	---	------------

PRH 2.5/4/1	100	1916410000
-------------	-----	------------

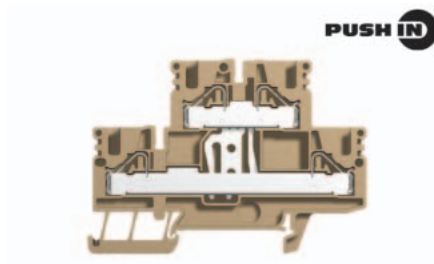
PRH 2.5/4/2	100	1916400000
-------------	-----	------------

PAD 2.5/4/4	80	1916150000
-------------	----	------------

DEK 5 / Snap Mark I

PDK 2.5/4 V

2.5 mm²



5.1 x 81 x 58
28 / 6
0.13 ... 6

IEC 60947-7-1			
IEC	UL	CSA	EN 60079-7
800	600	600	
24			
2.5	AWG 26... 10	AWG 26... 10	
8 / 3			
/ V-0			

Rated connection	further connection
0.5...6	
0.5...4 / 0.5...4	
12 / 3.0 x 0.5	

Type	Qty.	Order No.
PDK 2.5/4V	50	1918730000
PDK 2.5/4V BL	50	1918680000

Type	Current [A]	Qty.	Order No.
ZQV 2.5/2	24	60	1608860000
ZQV 2.5/3	24	60	1608870000
ZQV 2.5/4	24	60	1608880000
ZQV 2.5/10	24	20	1608940000
ZQV 2.5/20	24	20	1908960000

width [mm]			
PAP PDK 2.5/4	3	20	1919720000

width [mm]			
ZEW 35	6	20	9540000000

SD 0.5x3.0x80	1	9008320000
---------------	---	------------

PRH 2.5/4/1	100	1916410000
-------------	-----	------------

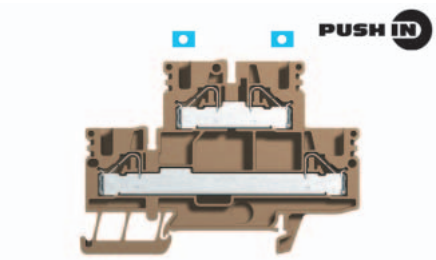
PRH 2.5/4/2	100	1916400000
-------------	-----	------------

PAD 2.5/4/4	80	1916150000
-------------	----	------------

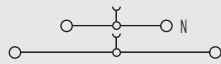
DEK 5 / Snap Mark I

PDK 2.5/4 N-L

2.5 mm²



5.1 x 81 x 58
28 / 6
0.13 ... 6



IEC 60947-7-1

IEC	UL	CSA	EN 60079-7
800	600	600	
24			
2.5	AWG 26... 10	AWG 26... 10	
	8 / 3		
	/ V-0		

Rated connection	further connection
0.5...6	
0.5...4 / 0.5...4	
12 / 3.0 x 0.5	

Type	Qty.	Order No.
PDK 2.5/4N/L	50	1918740000

Type	Current [A]	Qty.	Order No.
ZQV 2.5/2	24	60	1608860000
ZQV 2.5/3	24	60	1608870000
ZQV 2.5/4	24	60	1608880000
ZQV 2.5/10	24	20	1608940000
ZQV 2.5/20	24	20	1908960000

width [mm]	Qty.	Order No.
PAP PDK 2.5/4	3 20	1919720000

width [mm]	Qty.	Order No.
ZEW 35	6 20	9540000000

SD 0.5x3.0x80	1	9008320000
---------------	---	------------

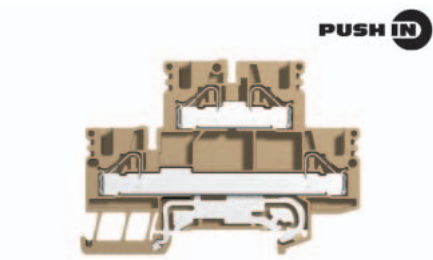
PRH 2.5/4/1	100	1916410000
PRH 2.5/4/2	100	1916400000

PAD 2.5/4/4	80	1916150000
-------------	----	------------

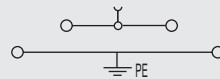
DEK 5 / Snap Mark I

PDK 2.5/4 L-PE

2.5 mm²



5.1 x 81 x 58
28 / 6
0.13 ... 6



IEC 60947-7-1

IEC	UL	CSA	EN 60079-7
800	600	600	
24			
2.5	AWG 26... 10	AWG 26... 10	
	8 / 3		
	/ V-0		

Rated connection	further connection
0.5...6	
0.5...4 / 0.5...4	
12 / 3.0 x 0.5	

Type	Qty.	Order No.
PDK 2.5/4L-PE	50	1918720000

Type	Current [A]	Qty.	Order No.
ZQV 2.5/2	24	60	1608860000
ZQV 2.5/3	24	60	1608870000
ZQV 2.5/4	24	60	1608880000
ZQV 2.5/10	24	20	1608940000
ZQV 2.5/20	24	20	1908960000

width [mm]	Qty.	Order No.
PAP PDK 2.5/4	3 20	1919720000

width [mm]	Qty.	Order No.
ZEW 35	6 20	9540000000

SD 0.5x3.0x80	1	9008320000
---------------	---	------------

PRH 2.5/4/1	100	1916410000
PRH 2.5/4/2	100	1916400000

PAD 2.5/4/4	80	1916150000
-------------	----	------------

DEK 5 / Snap Mark I

Double level terminals

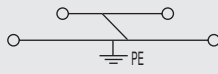

PDK 2.5/4 PE

4 mm²

When using ATEX certified components in hazardous area applications the installation instructions and the rated data for accessories in the technical appendix must be considered.

width x length x height with TS 35 x 7.5 mm
 max. current / max. cond. cross-section A/mm²
 max. clamping range mm²

5.1 x 81 x 58
/ 6
0.13 ... 6



Technical data

Rated data	
Rated cross-section	mm ²
Rated voltage to adjacent terminal	V
Rated impulse withstand voltage to adjacent terminal	kV
Short-time withstand current	A
Pollution severity	
Gauge to IEC 60947-1 / UL94 Flammability class	
Approvals	

IEC 60947-7-2

IEC	UL	CSA	EN 60079-7
4	AWG 26... 10	AWG 26... 10	
800			
8			
480 A (4 mm ²)			
3			
/ V-0			

Clamped conductors (H05V/H07V)	
Solid / stranded	mm ²
Flexible / Flexible with wire end ferrule	mm ²
Tightening torque range (clamping screw)	Nm
Tightening torque range (fixing screw)	Nm
Stripping length / Blade size	mm / -

Rated connection	further connection
0.5...6	
0.5...4 / 0.5...4	

2 clamped cables with same cross-section (H05V/H07V)	
Solid / stranded	mm ²
Flexible / Flexible with wire end ferrule	mm ²

Note

Ordering data

Version
green/yellow Wemid

Type	Qty.	Order No.
PDK 2.5/4 PE	50	1918710000

Note

Accessories

End plate
dark beige Wemid

Type	width [mm]	Qty.	Order No.
PAP PDK 2.5/4	3	20	1919720000

End bracket
dark beige / beige

Type	width [mm]	Qty.	Order No.
ZEW 35	6	20	9540000000

Testing / Checking
For testing wired terminal strips
Standard with spigot

Screwdrivers
with cutting device "swifty set"
Standard

Type	Qty.	Order No.
SD 0.5x3.0x80	1	9008320000

Reducing sleeves
for conductors < 0.5 mm ² / < AWG 20
for conductors < 1.0 mm ² / < AWG 18

Type	Qty.	Order No.
PRH 2.5/4/1	100	1916410000
PRH 2.5/4/2	100	1916400000

PEN jumper
Inserted into TN-S distributor between N and PE terminals

Marking systems
(see large assortment in catalogue 7)
Marking tags

DEK 5 / WS 10/5

For detailed information on other accessories and applications see "Accessories"

Disconnect terminals

When using ATEX certified components in hazardous area applications the installation instructions and the rated data for accessories in the technical appendix must be considered.

width x length x height with TS 35 x 7.5 mm
 max. current / max. cond. cross-section A/mm²
 max. clamping range mm²


Technical data

Rated data	
Rated voltage, feed-through terminal	V
Rated current	A
Rated cross-section	mm ²
Rated impulse withstand voltage / Pollution severity	kV/-
Gauge to IEC 60947-1 / UL94 Flammability class	
Approvals	
Clamped conductors (H05V/H07V)	
Solid / stranded	mm ²
Flexible / Flexible with wire end ferrule	mm ²
Tightening torque range (clamping screw)	Nm
Stripping length / Blade size	mm / -
2 clamped cables with same cross-section (H05V/H07V)	
Solid / stranded	mm ²
Flexible / Flexible with wire end ferrule	mm ²
Note	

Ordering data

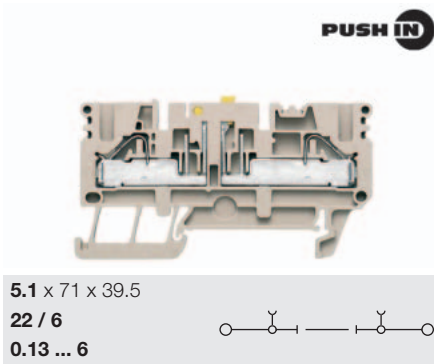
Version	
	dark beige Wemid
	blue Wemid
	without disconnecter, dark beige Wemid
Note	

Accessories

Cross-connection, pluggable	
	2-pole
	3-pole
	4-pole
	10-pole
End plate / Partition plate	
End plate	dark beige Wemid
Partition plate	dark beige Wemid
End bracket	
	dark beige
Screwdrivers	
	Standard
Test plug	
	Plug dia. 2.3 mm
Holder for cartridge fuse, 5 x 20mm	
	400 V AC/DC, without LED
	10-36 V AC/DC, red LED
	140-250 V AC/DC, red LED
Module connector (max. 250 V)	
reversed insertion possible	without fittings
	with wire jumper
	with 1N4007 diode
Disconnecting plug	
	yellow Wemid
Labelling systems	
	(see large assortment in catalogue 7)
	Marking tags
For detailed information on other accessories and applications see "Accessories"	

PTR 2.5/4

2.5 mm²



IEC 60947-7-1 / VDE 0100-537

IEC	UL	CSA	EN 60079-7
500	300	300	
22	10	10	
2.5	AWG 28... 10	AWG 28... 10	
6 / 3			
A3 / V-0			

Rated connection	
Solid / stranded	0.5...6
Flexible / Flexible with wire end ferrule	0.5...4 / 0.5...4
Tightening torque range (clamping screw)	12 / 0.6 x 3.5

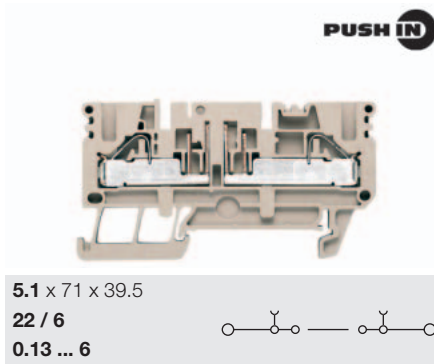
PTR has two contact options for PS2.3

Type	Qty.	Order No.
PTR 2.5/4	100	1933950000
PTR 2.5/4 BL	100	1933970000

Type	Current [A]	Qty.	Order No.
ZQV 2.5/2	24	60	1608860000
ZQV 2.5/3	24	60	1608870000
ZQV 2.5/4	24	60	1608880000
ZQV 2.5/10	24	20	1608940000
width [mm]			
PAP PTR2.5/4	3	20	1934680000
width [mm]			
ZEW 35	6	20	9540000000
width [mm]			
SD 0.5x3.0x80		1	9008320000
PS 2.3 RT		20	1804000000
SIHA 3/G20		25	7921560000
SIHA 3/G20/LD 10-36V		25	7921570000
SIHA 3/G20/LD 140-250V		25	7921600000
BEST		50	1833100000
BEST/DRBR		50	1878570000
BEST/D		50	1878560000
TNST		50	1833090000
DEK 5 / WS 10/5			

PTR 2.5/4 O TNHE

2.5 mm²



IEC 60947-7-1 / VDE 0100-537

IEC	UL	CSA	EN 60079-7
500	300	300	
22	10	10	
2.5	AWG 28... 10	AWG 28... 10	
6 / 3			
A3 / V-0			

Rated connection	
Solid / stranded	0.5...6
Flexible / Flexible with wire end ferrule	0.5...4 / 0.5...4
Tightening torque range (clamping screw)	12 / 0.6 x 3.5

PTR has two contact options for PS2.3

Type	Qty.	Order No.
PTR 2.5/4 O TNHE	100	1933910000

Type	Current [A]	Qty.	Order No.
ZQV 2.5/2	24	60	1608860000
ZQV 2.5/3	24	60	1608870000
ZQV 2.5/4	24	60	1608880000
ZQV 2.5/10	24	20	1608940000
width [mm]			
PAP PTR2.5/4	3	20	1934680000
width [mm]			
ZEW 35	6	20	9540000000
width [mm]			
SD 0.5x3.0x80		1	9008320000
PS 2.3 RT		20	1804000000
SIHA 3/G20		25	7921560000
SIHA 3/G20/LD 10-36V		25	7921570000
SIHA 3/G20/LD 140-250V		25	7921600000
BEST		50	1833100000
BEST/DRBR		50	1878570000
BEST/D		50	1878560000
TNST		50	1833090000
DEK 5 / WS 10/5			

Disconnect terminals

When using ATEX certified components in hazardous area applications the installation instructions and the rated data for accessories in the technical appendix must be considered.

width x length x height with TS 35 x 7.5 mm
 max. current / max. cond. cross-section A/mm²
 max. clamping range mm²


Technical data

Rated data	
Rated voltage, feed-through terminal	V
Rated current	A
Rated cross-section	mm ²
Rated impulse withstand voltage / Pollution severity	kV/-
Gauge to IEC 60947-1 / UL94 Flammability class	
Approvals	
Clamped conductors (H05V/H07V)	
Solid / stranded	mm ²
Flexible / Flexible with wire end ferrule	mm ²
Tightening torque range (clamping screw)	Nm
Stripping length / Blade size	mm / -
2 clamped cables with same cross-section (H05V/H07V)	
Solid / stranded	mm ²
Flexible / Flexible with wire end ferrule	mm ²
Note	

Ordering data

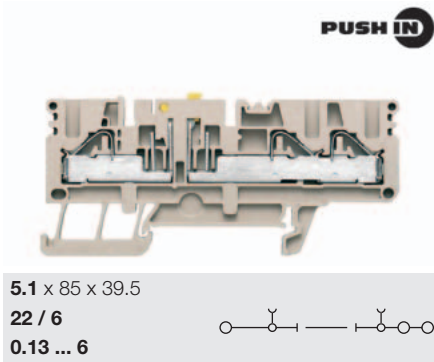
Version	
	dark beige Wemid
	blue Wemid
	without disconnecter, dark beige Wemid
Note	

Accessories

Cross-connection, pluggable	
	2-pole
	3-pole
	4-pole
	10-pole
End plate / Partition plate	
End plate	dark beige Wemid
Partition plate	dark beige Wemid
End bracket	
	dark beige
Screwdrivers	
	Standard
Test plug	
	Plug dia. 2.3 mm
Holder for cartridge fuse, 5 x 20mm	
	400 V AC/DC, without LED
	10-36 V AC/DC, red LED
	140-250 V AC/DC, red LED
Module connector (max. 250 V)	
reversed insertion possible	without fittings
	with wire jumper
	with 1N4007 diode
Disconnecting plug	
	yellow Wemid
Labelling systems	
	(see large assortment in catalogue 7)
	Marking tags
For detailed information on other accessories and applications see "Accessories"	

PTR 2.5/4 3AN

2.5 mm²



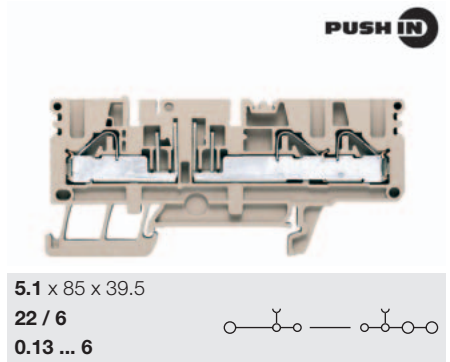
IEC 60947-7-1 / VDE 0100-537			
IEC	UL	CSA	EN 60079-7
500	300	300	
22	10	10	
2.5	AWG 28... 10	AWG 28... 10	
6 / 3			
A3 / V-0			
Rated connection			
0.5...6			
0.5...4 / 0.5...4			
12 / 0.6 x 3.5			
Note			
PTR can be used with PS2.3			

Type	Qty.	Order No.
PTR 2.5/4/3AN	100	1933980000
PTR 2.5/4/3AN BL	100	1933930000

Type	Current [A]	Qty.	Order No.
ZQV 2.5/2	24	60	1608860000
ZQV 2.5/3	24	60	1608870000
ZQV 2.5/4	24	60	1608880000
ZQV 2.5/10	24	20	1608940000
width [mm]			
PAP PTR2.5/4/3AN	3	20	1934690000
width [mm]			
ZEW 35	6	20	9540000000
width [mm]			
SD 0.5x3.0x80		1	9008320000
PS 2.3 RT		20	1804000000
SIHA 3/G20		25	7921560000
SIHA 3/G20/LD 10-36V		25	7921570000
SIHA 3/G20/LD 140-250V		25	7921600000
BEST		50	1833100000
BEST/DRBR		50	1878570000
BEST/D		50	1878560000
TNST		50	1833090000
width [mm]			
DEK 5 / WS 10/5			

PTR 2.5/4 3AN O TNHE

2.5 mm²




IEC 60947-7-1 / VDE 0100-537			
IEC	UL	CSA	EN 60079-7
500	300	300	
22	10	10	
2.5	AWG 28... 10	AWG 28... 10	
6 / 3			
A3 / V-0			
Rated connection			
0.5...6			
0.5...4 / 0.5...4			
12 / 0.6 x 3.5			
Note			
PTR can be used with PS2.3			

Type	Qty.	Order No.
PTR 2.5/4/3AN O TNHE	100	1933990000


Type	Current [A]	Qty.	Order No.
ZQV 2.5/2	24	60	1608860000
ZQV 2.5/3	24	60	1608870000
ZQV 2.5/4	24	60	1608880000
ZQV 2.5/10	24	20	1608940000
width [mm]			
PAP PTR2.5/4/3AN	3	20	1934690000
width [mm]			
ZEW 35	6	20	9540000000
width [mm]			
SD 0.5x3.0x80		1	9008320000
PS 2.3 RT		20	1804000000
SIHA 3/G20		25	7921560000
SIHA 3/G20/LD 10-36V		25	7921570000
SIHA 3/G20/LD 140-250V		25	7921600000
BEST		50	1833100000
BEST/DRBR		50	1878570000
BEST/D		50	1878560000
TNST		50	1833090000
width [mm]			
DEK 5 / WS 10/5			

PTR 2.5/4 4AN

2.5 mm²



5.1 x 99 x 39.5
22 / 6
0.13 ... 6



IEC 60947-7-1 / VDE 0100-537

IEC	UL	CSA	EN 60079-7
500	300	300	
22	10	10	
2.5	AWG 28... 10	AWG 28... 10	
6 / 3			
A3 / V-0			

Rated connection

0.5...6

0.5...4 / 0.5...4

12 / 0.6 x 3.5

PTR can be used with PS2.3

Type	Qty.	Order No.
PTR 2.5/4/4AN	100	1933940000
PTR 2.5/4/4AN BL	100	1934000000

Type	Current [A]	Qty.	Order No.
ZQV 2.5/2	24	60	1608860000
ZQV 2.5/3	24	60	1608870000
ZQV 2.5/4	24	60	1608880000
ZQV 2.5/10	24	20	1608940000
width [mm]			
PAP PTR2.5/4/4AN	3	20	1934700000

Type	Current [A]	Qty.	Order No.
ZEW 35	6	20	9540000000

SD 0.5x3.0x80	1	9008320000
---------------	---	------------

PS 2.3 RT	20	1804000000
-----------	----	------------

SIHA 3/G20	25	7921560000
SIHA 3/G20/LD 10-36V	25	7921570000
SIHA 3/G20/LD 140-250V	25	7921600000


BEST	50	1833100000
BEST/DRBR	50	1878570000
BEST/D	50	1878560000

TNST	50	1833090000
------	----	------------

DEK 5 / WS 10/5

PTR 2.5/4 4AN O TNHE

2.5 mm²



5.1 x 99 x 39.5
22 / 6
0.13 ... 6



IEC 60947-7-1 / VDE 0100-537

IEC	UL	CSA	EN 60079-7
500	300	300	
22	10	10	
2.5	AWG 28... 10	AWG 28... 10	
6 / 3			
A3 / V-0			

Rated connection

0.5...6

0.5...4 / 0.5...4

12 / 0.6 x 3.5

PTR can be used with PS2.3

Type	Qty.	Order No.
PTR 2.5/4/4AN O TNHE	100	1933890000

Type	Current [A]	Qty.	Order No.
ZQV 2.5/2	24	60	1608860000
ZQV 2.5/3	24	60	1608870000
ZQV 2.5/4	24	60	1608880000
ZQV 2.5/10	24	20	1608940000
width [mm]			
PAP PTR2.5/4/4AN	3	20	1934700000

Type	Current [A]	Qty.	Order No.
ZEW 35	6	20	9540000000

SD 0.5x3.0x80	1	9008320000
---------------	---	------------

PS 2.3 RT	20	1804000000
-----------	----	------------

SIHA 3/G20	25	7921560000
SIHA 3/G20/LD 10-36V	25	7921570000
SIHA 3/G20/LD 140-250V	25	7921600000

BEST	50	1833100000
BEST/DRBR	50	1878570000
BEST/D	50	1878560000

TNST	50	1833090000
------	----	------------

DEK 5 / WS 10/5

Disconnect terminals

When using ATEX certified components in hazardous area applications the installation instructions and the rated data for accessories in the technical appendix must be considered.

width x length x height with TS 35 x 7.5 mm
 max. current / max. cond. cross-section A/mm²
 max. clamping range mm²


Technical data

Rated data	
Rated voltage, feed-through terminal	V
Rated current	A
Rated cross-section	mm ²
Rated impulse withstand voltage / Pollution severity	kV/-
Gauge to IEC 60947-1 / UL94 Flammability class	
Approvals	
Clamped conductors (H05V/H07V)	
Solid / stranded	mm ²
Flexible / Flexible with wire end ferrule	mm ²
Tightening torque range (clamping screw)	Nm
Stripping length / Blade size	mm / -
2 clamped cables with same cross-section (H05V/H07V)	
Solid / stranded	mm ²
Flexible / Flexible with wire end ferrule	mm ²
Note	

Ordering data

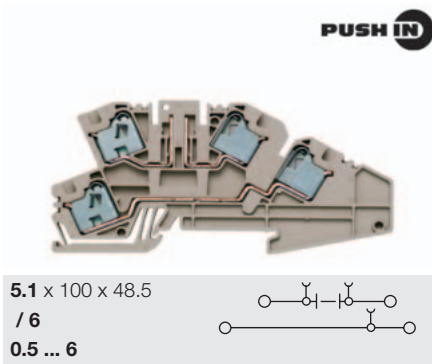
Version	Type	Qty.	Order No.
dark beige Wemid	PDL 4/TR/DU O TNHE	50	1899210000
blue Wemid			
without disconnecter, dark beige Wemid			
Note			


Accessories

Cross-connection, pluggable	
	2-pole
	3-pole
	4-pole
	10-pole
End plate / Partition plate	
End plate	dark beige Wemid
Partition plate	dark beige Wemid
End bracket	
	dark beige
Screwdrivers	
	Standard
Test plug	
	Plug dia. 2.3 mm
Holder for cartridge fuse, 5 x 20mm	
	400 V AC/DC, without LED
	10-36 V AC/DC, red LED
	140-250 V AC/DC, red LED
Module connector (max. 250 V)	
reversed insertion possible	without fittings
	with wire jumper
	with 1N4007 diode
Disconnecting plug	
	yellow Wemid
Labelling systems (see large assortment in catalogue 7)	
	Marking tags
For detailed information on other accessories and applications see "Accessories"	

PDL 4/TR/DU O TNHE

4 mm²



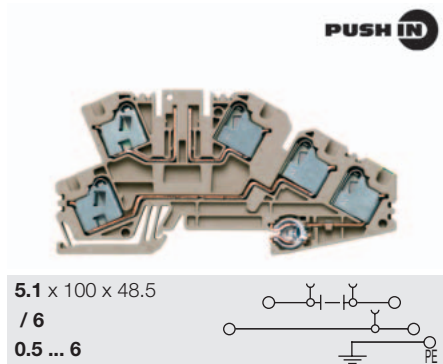
IEC 60947-7-1 / VDE 0611-4			
IEC	UL	CSA	EN 60079-7
400	300	300	
20	10	10	
4	AWG 28... 10	AWG 28... 10	
4 / 3			
/ V-0			
			
Rated connection			
0.5...6			
0.5...4 / 0.5...4			
12 / 3.0 x 0.5			
30A bottom level			
20A top level			


Type	Qty.	Order No.
PDL 4/TR/DU O TNHE	50	1899210000
... without isolating lever. Suitable for fuse holder SIHA 3 with G-fuse, for component plug BEST and isolating plug TNST.		

Type	Current [A]	Qty.	Order No.
ZQV 2.5/2	24	60	1608860000
ZQV 2.5/3	24	60	1608870000
ZQV 2.5/4	24	60	1608880000
ZQV 2.5/10	24	20	1608940000
width [mm]			
PAP PDL4	3	20	1883210000
width [mm]			
ZEW 35	6	20	9540000000
width [mm]			
SD 0.5x3.0x80		1	9008320000
width [mm]			
SIHA 3/G20	25	25	7921560000
SIHA 3/G20/LD 10-36V	25	25	7921570000
SIHA 3/G20/LD 140-250V	25	25	7921600000
width [mm]			
BEST	50	50	1833100000
BEST/DRBR	50	50	1878570000
BEST/D	50	50	1878560000
width [mm]			
TNST	50	50	1833090000
width [mm]			
DEK 5 / WS 10/5			

PDL 4/TR/DU/PE O TNHE

4 mm²



IEC 60947-7-1 (-7-2) / VDE 0611-4			
IEC	UL	CSA	EN 60079-7
400	300	300	
20	10	10	
4	AWG 28... 10	AWG 28... 10	
4 / 3			
/ V-0			
			
Rated connection			
0.5...6			
0.5...4 / 0.5...4			
12 / 3.0 x 0.5			
30A bottom level			
20A top level			

Type	Qty.	Order No.
PDL 4/TR/DU/PE O TNHE	50	1899220000
... without isolating lever. Suitable for fuse holder SIHA 3 with G-fuse, for component plug BEST and isolating plug TNST.		



Type	Current [A]	Qty.	Order No.
ZQV 2.5/2	24	60	1608860000
ZQV 2.5/3	24	60	1608870000
ZQV 2.5/4	24	60	1608880000
ZQV 2.5/10	24	20	1608940000
width [mm]			
PAP PDL4	3	20	1883210000
width [mm]			
ZEW 35	6	20	9540000000
width [mm]			
SD 0.5x3.0x80		1	9008320000
width [mm]			
SIHA 3/G20	25	25	7921560000
SIHA 3/G20/LD 10-36V	25	25	7921570000
SIHA 3/G20/LD 140-250V	25	25	7921600000
width [mm]			
BEST	50	50	1833100000
BEST/DRBR	50	50	1878570000
BEST/D	50	50	1878560000
width [mm]			
TNST	50	50	1833090000
width [mm]			
DEK 5 / WS 10/5			

PDL 4/TR/DU

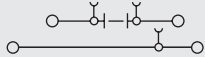
4 mm²

PDL 4/TR/DU/PE

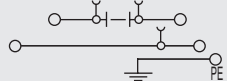
4 mm²



5.1 x 100 x 48.5
/ 6
0.5... 6



5.1 x 100 x 48.5
/ 6
0.5... 6



IEC 60947-7-1 / VDE 0611-4

IEC	UL	CSA	EN 60079-7
400	300	300	
20	10	10	
4	AWG 28... 10	AWG 28... 10	
4 / 3			
/ V-0			



Rated connection

0.5...6

0.5...4 / 0.5...4

12 / 3.0 x 0.5

30A bottom level
20A top level

IEC 60947-7-1 (-7-2) / VDE 0611-4

IEC	UL	CSA	EN 60079-7
400	300	300	
20	10	10	
4	AWG 28... 10	AWG 28... 10	
4 / 3			
/ V-0			



Rated connection

0.5...6

0.5...4 / 0.5...4

12 / 3.0 x 0.5

30A bottom level
20A top level

Type	Qty.	Order No.
PDL 4/TR/DU	50	1899190000
without disconnect: PDL 4 TR/DU O TNHE Order No: 1899210000		

Type	Qty.	Order No.
PDL 4/TR/DU/PE	50	1899200000
without disconnect: PDL 4 TR/DU/PE O TNHE Order No: 1899220000		

Type	Current [A]	Qty.	Order No.
ZQV 2.5/2	24	60	1608860000
ZQV 2.5/3	24	60	1608870000
ZQV 2.5/4	24	60	1608880000
ZQV 2.5/10	24	20	1608940000
width [mm]			
PAP PDL4	3	20	1883210000
width [mm]			
ZEW 35	6	20	9540000000
SD 0.5x3.0x80		1	9008320000
width [mm]			
SIHA 3/G20	25		7921560000
SIHA 3/G20/LD 10-36V	25		7921570000
SIHA 3/G20/LD 140-250V	25		7921600000
BEST	50		1833100000
BEST/DRBR	50		1878570000
BEST/D	50		1878560000
TNST	50		1833090000
DEK 5 / WS 10/5			

Type	Current [A]	Qty.	Order No.
ZQV 2.5/2	24	60	1608860000
ZQV 2.5/3	24	60	1608870000
ZQV 2.5/4	24	60	1608880000
ZQV 2.5/10	24	20	1608940000
width [mm]			
PAP PDL4	3	20	1883210000
width [mm]			
ZEW 35	6	20	9540000000
SD 0.5x3.0x80		1	9008320000
width [mm]			
SIHA 3/G20	25		7921560000
SIHA 3/G20/LD 10-36V	25		7921570000
SIHA 3/G20/LD 140-250V	25		7921600000
BEST	50		1833100000
BEST/DRBR	50		1878570000
BEST/D	50		1878560000
TNST	50		1833090000
DEK 5 / WS 10/5			

Installation terminals

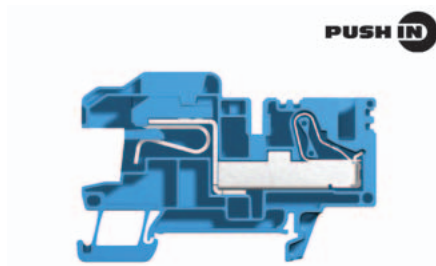

N-conductor disconnect terminals

PNT 2.5/4

4 mm²

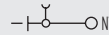
PNT 6/10

10 mm²

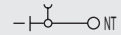


width x length x height with TS 35 x 7.5 mm
 max. current / max. cond. cross-section A/mm²
 max. clamping range mm²

5.1 x 63.5 x 43
 / 6
 0.5 ... 6



8.1 x 72 x 46
 / 10
 1.5 ... 10



Technical data

Rated data	
Rated voltage	V
Rated current	A
Rated cross-section	mm ²
Rated impulse withstand voltage / Pollution severity	kV/-
Gauge to IEC 60947-1 / UL94 Flammability class	
Approvals	
Clamped conductors (H05V/H07V)	
Solid / stranded	mm ²
Flexible / Flexible with wire end ferrule	mm ²
Stripping length / Blade size	mm / -

VDE 0611-5

IEC	UL	CSA	EN 60079-7
250			
32			
4			
	4 / 3		
	/ V-0		

VDE 0611-5

IEC	UL	CSA	EN 60079-7
250			
57			
10	AWG 16... 8	AWG 16... 8	
	8 / 3		
	/ V-0		

Note

Ordering data

Version	
	dark beige Wemid
	blue Wemid

Note

Type	Qty.	Order No.
PNT 2.5/4	50	1896360000

Type	Qty.	Order No.
PNT 6/10	25	1896370000

Accessories

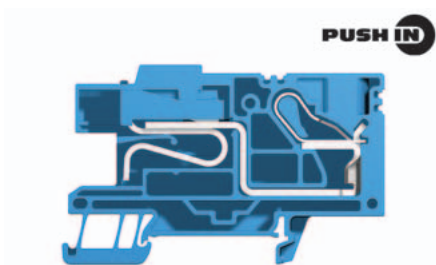
Cross-connection	
	2-pole
	3-pole
	4-pole
	10-pole
	20-/24-pole
End plate / Partition plate	
	dark beige Wemid
	blue Wemid
Mounting plate for 10 x 3 (required every 200 mm)	
	blue Wemid for vertical installation position
End bracket	
	dark beige
Screwdrivers	
	with cutting device "swifty set"
	Standard
Busbar 10 x 3 (140A)	
	(further types in chapter F) top of busbar to top of TS 35 = 25.5 mm
Tension clamp for supplying 10 x 3 busbars	
	rigid / flexible 0.5 - 6 / 4mm ²
	rigid / flexible 6 - 16 / 4mm ²
	flexible 16 - 35mm ²
Marking systems	
	(see large assortment in catalogue 7) Marking tags
For detailed information on other accessories and applications see "Accessories"	

Type	Current [A]	Qty.	Order No.
ZQV 2.5/2	24	60	1608860000
ZQV 2.5/3	24	60	1608870000
ZQV 2.5/4	24	60	1608880000
ZQV 2.5/10	24	20	1608940000
ZQV 2.5/20	24	20	1908960000
width [mm]			
PHP PNT 2.5/4		20	1896390000
width [mm]			
PHP PNT 2.5/4		20	1896390000
width [mm]			
ZEW 35	6	20	9540000000
width [mm]			
SD 0.5x3.0x80		1	9008320000
SSCH 10X3X1000 CU/SN		1	348900000
width [mm]			
ZF 4 S BL		50	1814660000
ZB 16K BL		50	5028800000
ZB 35/M6X16		20	2665000000
width [mm]			
DEK 5 / WS 10/5			

Type	Current [A]	Qty.	Order No.
ZQV 6N/2		60	1906210000
ZQV 6N/3		60	1906220000
ZQV 6N/4		60	1906230000
ZQV 6N/20		20	1906240000
width [mm]			
PHP PNT 6/10		10	1896100000
width [mm]			
PHP PNT 6/10		10	1896100000
PHP PNT 6/10 SO		10	1919710000
width [mm]			
ZEW 35	6	20	9540000000
width [mm]			
SD 0.5x3.0x80		1	9008320000
SSCH 10X3X1000 CU/SN		1	348900000
width [mm]			
ZF 4 S BL		50	1814660000
ZB 16K BL		50	5028800000
ZB 35/M6X16		20	2665000000
width [mm]			
WS 10/8 MC NEUTRAL			

PNT 16

16 mm²



12 x 78 x 48
/ 16
2.5 ... 16



IEC	UL	CSA	EN 60079-7
400			
76			
16	AWG 12... 5	AWG 12... 5	
	8 / 3		
	/ V-0		

Rated connection

2.5...16

2.5...16 / 2.5...16

14 / 1.0 x 5.5

Type	Qty.	Order No.
PNT 16	10	1896350000

Type	Current [A]	Qty.	Order No.
width [mm]			
PHP PNT16		10	1896380000
width [mm]			
PHP PNT16		10	1896380000
PHP PNT16 SO		10	1919690000
width [mm]			
ZEW 35	6	20	9540000000
width [mm]			
SD 1.0x5.5x150		1	9008350000
SSCH 10X3X1000 CU/SN		1	348900000
width [mm]			
ZF 4 S BL		50	1814660000
ZB 16K BL		50	502880000
ZB 35/M6X16		20	266500000

WS 10/12 MC NEUTRAL

Installation terminals


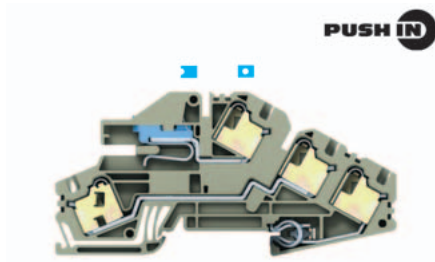
Distribution terminals for 10 x 3

PDL4 S/NT/L/PE

4 mm²

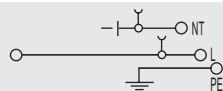
PDL4 S/L/L

4 mm²

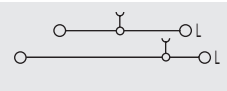


width x length x height with TS 35 x 7.5 mm
 max. current / max. cond. cross-section A/mm²
 max. clamping range mm²

5.1 x 100 x 48.5
 36 / 6
 0.5 ... 6



5.1 x 100 x 48.5
 36 / 6
 0.5 ... 6



Technical data

Rated data	
Rated voltage	V
Rated current	A
Rated cross-section	mm ²
Rated impulse withstand voltage / Pollution severity	kV/-
Gauge to IEC 60947-1 / UL94 Flammability class	
Approvals	
Clamped conductors (H05V/H07V)	
Solid / stranded	mm ²
Flexible / Flexible with wire end ferrule	mm ²
Stripping length / Blade size	mm / -

IEC 60947-7-1 (-7-2) / VDE 0611-4			
IEC	UL	CSA	EN 60079-7
400			
32			
4			
	6 / 3		
	A3 / V-0		

IEC 60947-7-1 / VDE 0611-4			
IEC	UL	CSA	EN 60079-7
400			
32			
4			
	6 / 3		
	A3 / V-0		

Note

Ordering data

Version	
	dark beige Wemid
	blue Wemid

Type	Qty.	Order No.
PDL 4 S/NT/L/PE	50	1837060000

Type	Qty.	Order No.
PDL 4 S/L/L	50	1837030000

Note

Accessories

Cross-connection	
	2-pole
	3-pole
	4-pole
	10-pole
	20-/24-pole

Type	Current [A]	Qty.	Order No.
ZQV 2.5/2	24	60	1608860000
ZQV 2.5/3	24	60	1608870000
ZQV 2.5/4	24	60	1608880000
ZQV 2.5/10	24	20	1608940000

Type	Current [A]	Qty.	Order No.
ZQV 2.5/2	24	60	1608860000
ZQV 2.5/3	24	60	1608870000
ZQV 2.5/4	24	60	1608880000
ZQV 2.5/10	24	20	1608940000

End plate / Partition plate	
	dark beige Wemid
	blue Wemid

width [mm]	
PAP PDL4S	3 20 1837070000

width [mm]	
PAP PDL4S	3 20 1837070000

Mounting plate for 10 x 3 (required every 200 mm)	
	blue Wemid
	for vertical installation position

width [mm]	
PHP PDL	20 1837090000
PHP PDL SO	20 1837080000

width [mm]	
PHP PDL	20 1837090000
PHP PDL SO	20 1837080000

End bracket	
	dark beige

width [mm]	
ZEW 35/2	8 20 8630740000

width [mm]	
ZEW 35/2	8 20 8630740000

Screwdrivers	
	with cutting device "swifty set"
	Standard

SDI 0,4x2,5x75	1	9008370000
----------------	---	------------

SDI 0,4x2,5x75	1	9008370000
----------------	---	------------

Busbar 10 x 3 (140A)	
	(further types in chapter F)
	top of busbar to top of TS 35 = 25.5 mm

SSCH 10X3X1000 CU/SN	1	348900000
----------------------	---	-----------

SSCH 10X3X1000 CU/SN	1	348900000
----------------------	---	-----------

Tension clamp for supplying 10 x 3 busbars	
	rigid / flexible 0.5 - 6 / 4mm ²
	rigid / flexible 6 - 16 / 4mm ²
	flexible 16 - 35mm ²

width [mm]	
ZF 4 S BL	50 1814660000
ZB 16 ZKSC	50 316600000
ZB 35/M6X16	20 266500000

width [mm]	
ZF 4 S BL	50 1814660000
ZB 16 ZKSC	50 316600000
ZB 35/M6X16	20 266500000

Marking systems	
	(see large assortment in catalogue 7)
	Marking tags

DEK 5/5	
---------	--


DEK 5/5	
---------	--

For detailed information on other accessories and applications see "Accessories"

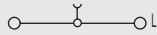
Installation terminals

PDL 4 S/L

4 mm²



5.1 x 100 x 48.5
36 / 6
0.5 ... 6



IEC 60947-7-1 / VDE 0611-4

IEC	UL	CSA	EN 60079-7
400			
32			
4			
6 / 3			
A3 / V0			

Rated connection

0.5...6 / 1.5...4
0.5...4 / 0.5...4
12 / 3.0 x 0.5

Can be used with ultrasonically welded conductors 0.5 ... 4 mm²

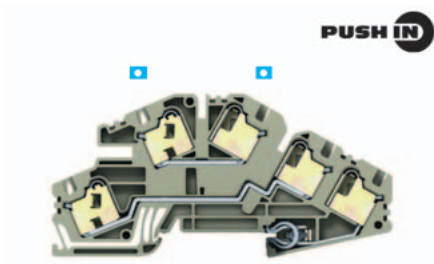
Type	Qty.	Order No.
PDL 4 S/L	50	1847610000

Type	Current [A]	Qty.	Order No.
ZQV 2.5/2	24	60	1608860000
ZQV 2.5/3	24	60	1608870000
ZQV 2.5/4	24	60	1608880000
ZQV 2.5/10	24	20	1608940000
width [mm]			
PAP PDL4S	3	20	1837070000
width [mm]			
PHP PDL	20		1837090000
PHP PDL SO	20		1837080000
width [mm]			
ZEW 35/2	8	20	8630740000
width [mm]			
SDI 0,4x2,5x75		1	9008370000
SSCH 10X3X1000 CU/SN		1	348900000
width [mm]			
ZF 4 S BL		50	1814660000
ZB 16 ZKSC		50	316600000
ZB 35/M6X16		20	266500000

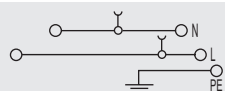
DEK 5/5

PDL4 S/N/L/PE

4 mm²



5.1 x 100 x 48.5
36 / 6
0.5 ... 6



IEC 60947-7-1 (-7-2) / VDE 0611-4

IEC	UL	CSA	EN 60079-7
400			
32			
4			
6 / 3			
A3 / V-0			

Rated connection

0.5...6 / 1.5...4
0.5...4 / 0.5...4
12 / 3.0 x 0.5

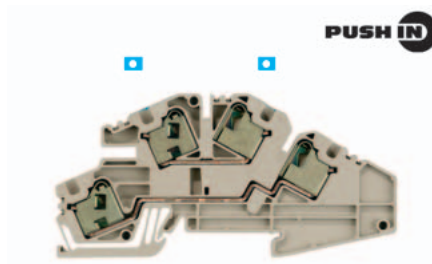
Type	Qty.	Order No.
PDL 4 S/N/L/PE	50	1837050000

Type	Current [A]	Qty.	Order No.
ZQV 2.5/2	24	60	1608860000
ZQV 2.5/3	24	60	1608870000
ZQV 2.5/4	24	60	1608880000
ZQV 2.5/10	24	20	1608940000
width [mm]			
PAP PDL4S	3	20	1837070000
width [mm]			
PHP PDL	20		1837090000
PHP PDL SO	20		1837080000
width [mm]			
ZEW 35/2	8	20	8630740000
width [mm]			
SDI 0,4x2,5x75		1	9008370000
SSCH 10X3X1000 CU/SN		1	348900000
width [mm]			
ZF 4 S BL		50	1814660000
ZB 16 ZKSC		50	316600000
ZB 35/M6X16		20	266500000

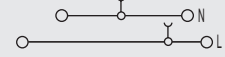
DEK 5/5

PDL 4 S/N/L

4 mm²



5.1 x 100 x 48.5
36 / 6
0.5 ... 6



IEC 60947-7-1 / VDE 0611-4

IEC	UL	CSA	EN 60079-7
400			
32			
4			
6 / 3			
A3 / V-0			

Rated connection

0.5...6 / 1.5...4
0.5...4 / 0.5...4
12 / 3.0 x 0.5

Type	Qty.	Order No.
PDL 4 S/N/L	50	1847630000

Type	Current [A]	Qty.	Order No.
ZQV 2.5/2	24	60	1608860000
ZQV 2.5/3	24	60	1608870000
ZQV 2.5/4	24	60	1608880000
ZQV 2.5/10	24	20	1608940000
width [mm]			
PAP PDL4S	3	20	1837070000
width [mm]			
PHP PDL	20		1837090000
PHP PDL SO	20		1837080000
width [mm]			
ZEW 35/2	8	20	8630740000
width [mm]			
SDI 0,4x2,5x75		1	9008370000
SSCH 10X3X1000 CU/SN		1	348900000
width [mm]			
ZF 4 S BL		50	1814660000
ZB 16 ZKSC		50	316600000
ZB 35/M6X16		20	266500000

DEK 5/5

Installation terminals



Distribution terminals for 10 x 3

PDL 4 S/N

4 mm²

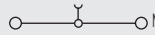
PDL4 S/L/L/PE

4 mm²

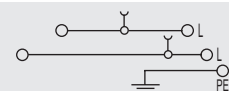


width x length x height with TS 35 x 7.5 mm
 max. current / max. cond. cross-section A/mm²
 max. clamping range mm²

5.1 x 100 x 48.5
 36 / 6
 0.5 ... 6



5.1 x 100 x 48.5
 36 / 6
 0.5 ... 6



Technical data

Rated data	
Rated voltage	V
Rated current	A
Rated cross-section	mm ²
Rated impulse withstand voltage / Pollution severity	kV/-
Gauge to IEC 60947-1 / UL94 Flammability class	
Approvals	
Clamped conductors (H05V/H07V)	
Solid / stranded	mm ²
Flexible / Flexible with wire end ferrule	mm ²
Stripping length / Blade size	mm / -

IEC 60947-7-1 / VDE 0611-4

IEC	UL	CSA	EN 60079-7
400			
32			
4			
	6 / 3		
	A3 / V-0		

IEC 60947-7-1 (-7-2) / VDE 0611-4

IEC	UL	CSA	EN 60079-7
400			
32			
4			
	6 / 3		
	A3 / V-0		

Note

Ordering data

Version	
	dark beige Wemid
	blue Wemid

Type	Qty.	Order No.
PDL 4 S/N	50	1847620000

Type	Qty.	Order No.
PDL 4 S/L/L/PE	50	1837040000

Note

Accessories

Cross-connection	
	2-pole
	3-pole
	4-pole
	10-pole
	20-/24-pole
End plate / Partition plate	
	dark beige Wemid
	blue Wemid
Mounting plate for 10 x 3 (required every 200 mm)	
	blue Wemid
	for vertical installation position
End bracket	
	dark beige
Screwdrivers	
	with cutting device "swifty set"
	Standard
Busbar 10 x 3 (140A)	
	(further types in chapter F)
	top of busbar to top of TS 35 = 25.5 mm
Tension clamp for supplying 10 x 3 busbars	
	rigid / flexible 0.5 - 6 / 4mm ²
	rigid / flexible 6 - 16 / 4mm ²
	flexible 16 - 35mm ²
Marking systems	
	(see large assortment in catalogue 7)
	Marking tags
For detailed information on other accessories and applications see "Accessories"	

Type	Current [A]	Qty.	Order No.
ZQV 2.5/2	24	60	1608860000
ZQV 2.5/3	24	60	1608870000
ZQV 2.5/4	24	60	1608880000
ZQV 2.5/10	24	20	1608940000
width [mm]			
PAP PDL4S	3	20	1837070000
width [mm]			
PHP PDL	20		1837090000
PHP PDL SO	20		1837080000
width [mm]			
ZEW 35/2	8	20	8630740000
width [mm]			
SDI 0,4x2,5x75		1	9008370000
width [mm]			
SSCH 10X3X1000 CU/SN		1	348900000
width [mm]			
ZF 4 S BL	50		1814660000
ZB 16 ZKSC	50		316600000
ZB 35/M6X16	20		266500000
width [mm]			
DEK 5/5			

Type	Current [A]	Qty.	Order No.
ZQV 2.5/2	24	60	1608860000
ZQV 2.5/3	24	60	1608870000
ZQV 2.5/4	24	60	1608880000
ZQV 2.5/10	24	20	1608940000
width [mm]			
PAP PDL4S	3	20	1837070000
width [mm]			
PHP PDL	20		1837090000
PHP PDL SO	20		1837080000
width [mm]			
ZEW 35/2	8	20	8630740000
width [mm]			
SDI 0,4x2,5x75		1	9008370000
width [mm]			
SSCH 10X3X1000 CU/SN		1	348900000
width [mm]			
ZF 4 S BL	50		1814660000
ZB 16 ZKSC	50		316600000
ZB 35/M6X16	20		266500000
width [mm]			
DEK 5/5			

Modular distribution terminals

When using ATEX certified components in hazardous area applications the installation instructions and the rated data for accessories in the technical appendix must be considered.

width x length x height with TS 35 x 7.5 mm
 max. current / max. cond. cross-section A/mm²
 max. clamping range mm²

Technical data

Rated data	
Rated voltage	V
Rated current	A
Rated cross-section	mm ²
Rated impulse withstand voltage / Pollution severity	kV/-
Gauge to IEC 60947-1 / UL94 Flammability class	
Approvals	
Clamped conductors (H05V/H07V)	
Solid / stranded	mm ²
Flexible / Flexible with wire end ferrule	mm ²
Tightening torque range (clamping screw)	Nm
Stripping length / Blade size	mm / -



Note

Ordering data

Version	
	dark beige Wemid blue Wemid

Note


Accessories

Cross-connection, pluggable			
	2-pole		
	3-pole		
	4-pole		
	10-pole		
	20-/24-pole		
End plate / Partition plate			
	dark beige Wemid blue Wemid		
End bracket			
	dark beige Wemid		
Test adapter			
For testing wired terminal strips	Standard with spigot		
Screwdrivers			
	with cutting device "swifty set" Standard		
Reducing sleeves			
	for conductors < 0.5 mm / AWG 20 for conductors < 1.0 mm / AWG 18		
Cover			
	with lightning flash symbol blank		
Labelling systems	(see large assortment in catalogue 7) Marking tags		
	DEK 5/5		

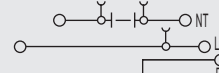
For detailed information on other accessories and applications see "Accessories"

PDL4 NT/L/PE



4 mm²



5.1 x 100 x 48.5
/ 6
0.5 ... 6



IEC	UL	CSA	EN 60079-7
400	300	300	
20	10	10	
4	AWG 28... 10	AWG 28... 10	
		6 / 3	
		A3 / V0	


UL	CSA
	
Rated connection	further connection
0.5...6 / 1.5...4	
0.5...4 / 0.5...4	
12 / 3.0 x 0.5	

30A bottom level
20A top level

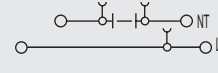
Type	Qty.	Order No.
PDL 4/NT/L/PE	50	1882620000

PDL4 NT/L



4 mm²



5.1 x 100 x 48.5
/ 6
0.5 ... 6



IEC	UL	CSA	EN 60079-7
400	300	300	
20	10	10	
4	AWG 28... 10	AWG 28... 10	
		6 / 3	
		A3 / V0	

UL	CSA
	
Rated connection	further connection
0.5...6 / 1.5...4	
0.5...4 / 0.5...4	
12 / 3.0 x 0.5	

30A bottom level
20A top level

Type	Qty.	Order No.
PDL 4/NT/L	50	1882600000

Type	Current [A]	Qty.	Order No.
ZQV 2.5/2	24	60	1608860000
ZQV 2.5/3	24	60	1608870000
ZQV 2.5/4	24	60	1608880000
ZQV 2.5/10	24	20	1608940000

Type	width [mm]	Qty.	Order No.
PAP PDL4	3	20	1883210000

Type	width [mm]	Qty.	Order No.
ZEW 35/2	8	20	8630740000

Type	Qty.	Order No.
SDI 0,4x2,5x75	1	9008370000

DEK 5/5

Installation terminals

Modular distribution terminals

When using ATEX certified components in hazardous area applications the installation instructions and the rated data for accessories in the technical appendix must be considered.

width x length x height with TS 35 x 7.5 mm
 max. current / max. cond. cross-section A/mm²
 max. clamping range mm²

Technical data

Rated data	
Rated voltage	V
Rated current	A
Rated cross-section	mm ²
Rated impulse withstand voltage / Pollution severity	kV/-
Gauge to IEC 60947-1 / UL94 Flammability class	
Approvals	
Clamped conductors (H05V/H07V)	
Solid / stranded	mm ²
Flexible / Flexible with wire end ferrule	mm ²
Tightening torque range (clamping screw)	Nm
Stripping length / Blade size	mm / -



Note

Ordering data

Version	
	dark beige Wemid
	blue Wemid

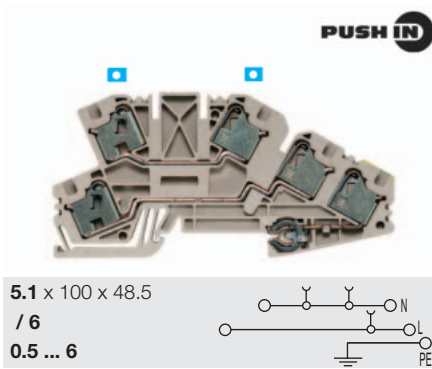
Note

Accessories

Cross-connection, pluggable	
	2-pole
	3-pole
	4-pole
	10-pole
	20-/24-pole
End plate / Partition plate	
	dark beige Wemid
	blue Wemid
End bracket	
	dark beige Wemid
Test adapter	
For testing wired terminal strips	Standard with spigot
Screwdrivers	
	with cutting device "swifty set"
	Standard
Reducing sleeves	
	for conductors < 0.5 mm / AWG 20
	for conductors < 1.0 mm / AWG 18
Cover	
	with lightning flash symbol
	blank
Labelling systems	
	(see large assortment in catalogue 7)
	Marking tags
For detailed information on other accessories and applications see "Accessories"	

PDL4 N/L/PE

4 mm²



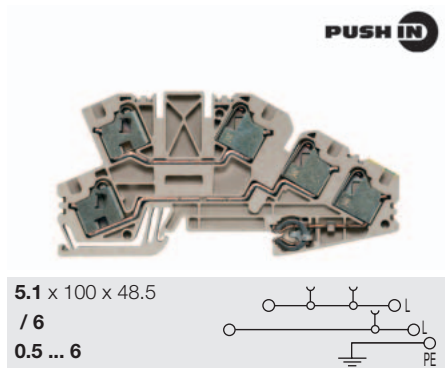
IEC	UL	CSA	EN 60079-7
400			
32			
4			
	6 / 3		
	A3 / V-0		

Rated connection	further connection
0.5...6 / 1.5...4	
0.5...4 / 0.5...4	
12 / 3.0 x 0.5	

Type	Qty.	Order No.
PDL 4/N/L/PE	50	1899180000

PDL4 L/L/PE

4 mm²



IEC	UL	CSA	EN 60079-7
400			
32			
4			
	6 / 3		
	A3 / V-0		

Rated connection	further connection
0.5...6 / 1.5...4	
0.5...4 / 0.5...4	
12 / 3.0 x 0.5	

Type	Qty.	Order No.
PDL 4/L/L/PE	50	1882610000

Type	Current [A]	Qty.	Order No.
ZQV 2.5/2	24	60	1608860000
ZQV 2.5/3	24	60	1608870000
ZQV 2.5/4	24	60	1608880000
ZQV 2.5/10	24	20	1608940000

Type	width [mm]	Qty.	Order No.
PAP PDL4	3	20	1883210000

Type	width [mm]	Qty.	Order No.
ZEW 35/2	8	20	8630740000

Type	Qty.	Order No.
SDI 0,4x2,5x75	1	9008370000

Type	Qty.	Order No.
DEK 5/5		

Type	Current [A]	Qty.	Order No.
ZQV 2.5/2	24	60	1608860000
ZQV 2.5/3	24	60	1608870000
ZQV 2.5/4	24	60	1608880000
ZQV 2.5/10	24	20	1608940000

Type	width [mm]	Qty.	Order No.
PAP PDL4	3	20	1883210000


Type	width [mm]	Qty.	Order No.
ZEW 35/2	8	20	8630740000

Type	Qty.	Order No.
SDI 0,4x2,5x75	1	9008370000

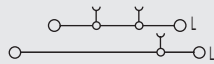
Type	Qty.	Order No.
DEK 5/5		

PDL4 L/L

4 mm²



5.1 x 100 x 48.5
/ 6
0.5... 6



IEC	UL	CSA	EN 60079-7
400			
32			
4			
		6 / 3	
		A3 / V-0	



Rated connection	further connection
0.5...6 / 1.5...4	
0.5...4 / 0.5...4	
12 / 3.0 x 0.5	

Type	Qty.	Order No.
PDL 4/L/L	50	1882590000

Type	Current [A]	Qty.	Order No.
ZQV 2.5/2	24	60	1608860000
ZQV 2.5/3	24	60	1608870000
ZQV 2.5/4	24	60	1608880000
ZQV 2.5/10	24	20	1608940000

width [mm]			
PAP PDL4	3	20	1883210000

width [mm]			
ZEW 35/2	8	20	8630740000

SDI 0,4x2,5x75	1	9008370000
----------------	---	------------

DEK 5/5

Accessories

The additional functions

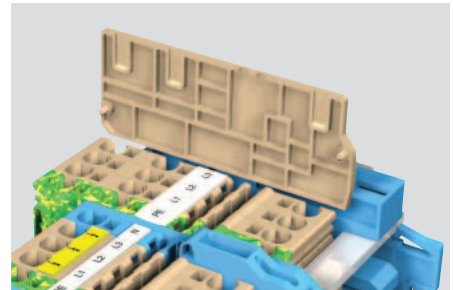
Introduction

The accessories for the other ranges of modular terminals can also be used with the P-Series in order to reduce the number of variations. The use of accessories, enable users to adapt and mould the Terminals, to perfect match the needs of the application.

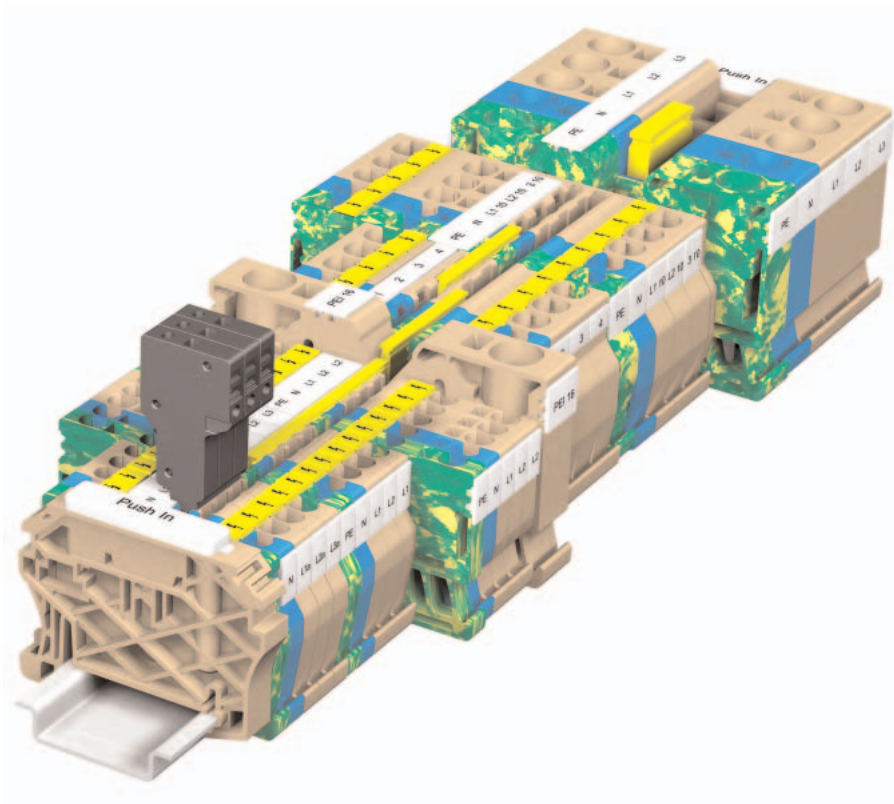
All Weidmüller accessories are built to the same high quality standards as the terminals themselves.

Retaining and end plates


Page 30



Retaining plates, which for the P-Series also function as end plates, must be positioned every 200 mm when using the 10 x 3 busbar.




Fastening



An end bracket is fitted on the mounting rail to the right and left of the terminals to ensure that they sit firmly in position. The marking surface of the end bracket can also be used for group marking. Details of the wide range of Weidmüller end brackets and mounting rails are given in **the main catalogue**.

Electrical supply


Page 31



There are two options for supplying power to the Weidmüller Push In modular terminals:
 with the **PEI 16** supply terminal and with the PDU 6/10 or PDU 2.5/4 feed-through terminal. The input current is split into several output currents by means of cross-connections. A 16 mm² conductor carries the incoming supply, which is distributed to the neighbouring terminals for cross-sections from 0.5 to 10 mm².

Electrical distribution


Page 32/33



A pluggable **cross-connection system (ZQV)** is available for all P-Series terminals.
 The current is distributed across any number of terminals by simply plugging the cross-connection into the middle of the terminals. As a rule, 400 V can be conveyed across the cross-section, depending on the rated voltage of the terminal.

Testing


Page 34



The plug-in **test adapter (PTA)** is used as a single unit and as a test adapter strip for voltage measurement in control cabinets. The test adapter is ideal for convenient, testing of assembled terminals. It is simply clipped into the cross-connection channel of the terminal. This ensures that it makes contact with the busbar carrying the current.

Marking and connecting

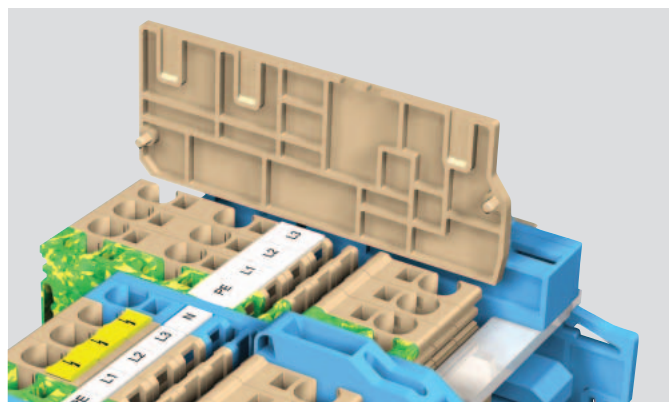
Page 34



Weidmüller's marking systems are used to mark Push In technology terminals. Individual terminals, groups of terminals and cables or conductors can be marked. Marker strips are available for every size of terminal, which means that several terminals can be marked together.

Accessories – Retaining and end plates

Retaining and end plates



Protection against electric shock

Apart from a few exceptions, the last terminal in a terminal strip must be closed off with a PAP end plate. End plates must also be inserted within a terminal strip that includes terminals of different sizes. This ensures protection against electric shock from voltage-carrying parts. Weidmüller modular terminals are finger-touch safe.

Guaranteeing the operating voltage

End plates can also be used to maintain the necessary clearances and creepage distances, e.g. between adjacent cross-connections, and thus guarantee the operating voltage for the application.

Identical sizes

The external dimensions of the end plates match those of the associated terminals.

Mounting

The end plate is simply clipped to the corresponding terminal. Corresponding cut-outs in the terminal ensure that the end plate is positioned correctly to cover the terminal.


Ordering data

Type PDU 2.5/4...	Colour	Qty	Order No.	For terminals:
Width 5 mm				
PAP 2.5/4	dark beige	50	1896300000	PDU 2.5/4 PDU 2.5/4 BL PPE 2.5/4
Width 5 mm				
PAP 2.5/4 3AN	dark beige	50	1896480000	PDU 2.5/4 3AN PDU 2.5/4 3AN BL PPE 2.5/4 3AN
Width 5 mm				
PAP 2.5/4 4AN	dark beige	50	1896320000	PDU 2.5/4 4AN PDU 2.5/4 4AN BL PPE 2.5/4 4AN
Width 5 mm				
PHP/PNT 2.5/4	blue	50	1896390000	PNT 2.5/4
Type PDK				
Width 5 mm				
PAP/PDK 2.5/4	dark beige	50	1919720000	PDK 2.5/4 PDK 2.5/4/4 V PDK 2.5/4 N-L PDK 2.5/4 DU-PE PDK 2.5/4 N-PE PDK 2.5/4 PE PDK 2.5/4 O.EL
Type PDU 6/10				
Width 8 mm				
PAP 6/10	dark beige	50	1896330000	PDU 6/10 PDU 6/10 BL PPE 6/10
Width 8 mm				
PAP 6/10 3AN	dark beige	50	1896340000	PDU 6/10 3AN PDU 6/10 3AN BL PPE 6/10 3AN
Width 8 mm				
PHP/PNT 6/10	blue	50	1896100000	PNT 6/10
Type PDU 16...				
Width 12 mm				
PAP 16	dark beige	50	1896290000	PDU 16 PDU 16 BL PPE 16
Width 12 mm				
PHP/PNT 16	blue	50	1896380000	PNT 16

Feeding with standard terminals

Using standard terminals for the supply is ideal because the feed-through terminals of the P-Series exhibit a very wide clamping range.

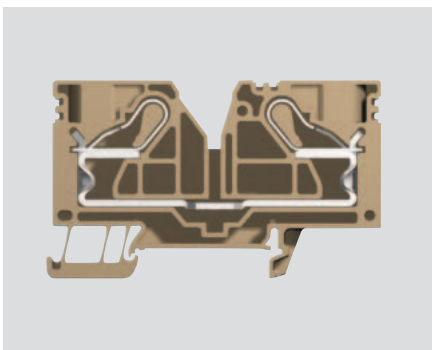
Left-hand feed



Right-hand feed



Feed terminal PEI 16



A supply cable with a cross-section of up to 25 mm² is possible with the PEI 16 feed terminal.


Standard cross-connections are used to distribute the current to any number of terminals with a smaller cross-section.

The table on the right shows a number of variations for distributing the current with the cross-connection specified.

Feed options and cross-connections to be used

Feed terminal	Output terminal	Cross-connection	Left-hand feed	Right-hand feed
PDU 2.5/4	PDU 2.5/4	ZQV 2.5/...	•	•
	PDU 2.5/4/3AN	ZQV 2.5/...	•	
	PDU 2.5/4/4AN	ZQV 2.5/...	•	
PDU 2.5/4/3AN	PDU 2.5/4	ZQV 2.5/...		•
	PDU 2.5/4/3AN	ZQV 2.5/...	•	•
	PDU 2.5/4/4AN	ZQV 2.5/...	•	
PDU 2.5/4/4AN	PDU 2.5/4	ZQV 2.5/...		•
	PDU 2.5/4/3AN	ZQV 2.5/...		•
	PDU 2.5/4/4AN	ZQV 2.5/...	•	•
PDU 6/10	PDU 2.5/4	ZQV 2.5/...		•
	PDU 2.5/4/4AN	ZQV 2.5/...	•	
	PDU 6/10	ZQV 6N/...	•	•
	PDU 6/10/3AN	ZQV 6N/...	•	
PDU 6/10/3AN	PDU 2.5/4	ZQV 2.5/...		•
	PDU 2.5/4/3AN	ZQV 2.5/...		•
	PDU 6/10	ZQV 6N/...	•	
	PDU 6/10/3AN	ZQV 6N/...	•	•

Output possible on left and right




Output options and cross-connections to be used

Feed terminal	Output terminal	Cross-connection	Left-hand feed	Right-hand feed
PEI 16	PDU 2.5/4	ZQV 2.5/...	•	•
	PDU 2.5/4/3AN	ZQV 2.5/...	•	•
	PDU 2.5/4/4AN	ZQV 2.5/...	•	•
	PDU 6/10	ZQV 6N...	•	•
	PDU 6/10 3AN	ZQV 6N...	•	•

Accessories – Electrical distribution

Plug-in cross-connection ZQV



The time-saving, easy-to-use cross-connection combs for terminals, featuring Push In technology.

- **ZQV 2.5** as 2- to 10-pole combs and ZQV2.5/20 – continuous (20-pole)
- **ZQV 6/N** as 2- to 4-pole combs and ZQV6N/20 – continuous (24-pole)
- **ZQV 16/2** as 2-pole comb (link)

These versions come with complete shock protection.

Tailor-made cross-connections

ZQV is a cross-connection which can be used for connecting up to 20 individual terminals easily and quickly. The fitter simply cuts off the required number of poles from the 20-pole cross-connection comb.

With this system, cross-connections with the correct number of poles are always available and only a minimum of storage space is required.

The ends of the continuous cross-connection are bare. In the interests of stability, 2-pole cross-connections are not permitted. An end cover plate must always be fitted to neighbouring ZQVs with bare cut edges.

Breaking out contact elements

Breaking out one or more (max. 60%) contact elements from cross-connections enables certain terminals to be bypassed to suit the application.

Fitting and changing cross-connections

The fitting and changing of cross-connections is a trouble-free and fast operation:

- Insert the cross-connection into the cross-connection channel in the terminal...

...and press it fully home. (The cross-connection may not project from the channel.)







- Remove a cross-connection by simply prising it out with a screwdriver.

Shortening cross-connections

Cross-connections can be shortened in length using a suitable cutting tool, e.g. KT ZQV (order no. 9002170000). However, three contact elements must always be retained.

Caution:

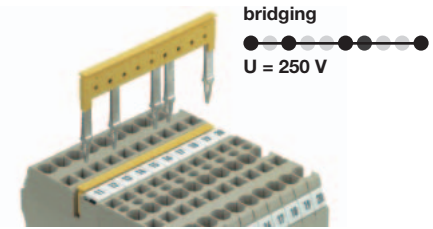
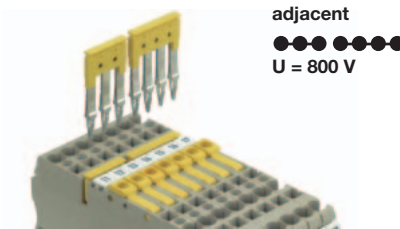
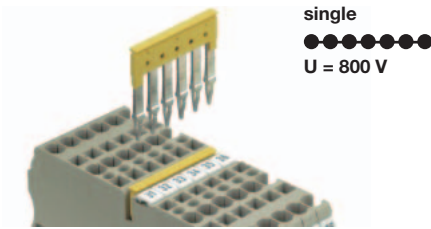
Contact elements must not be deformed!



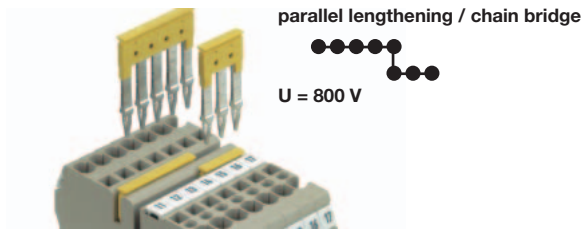
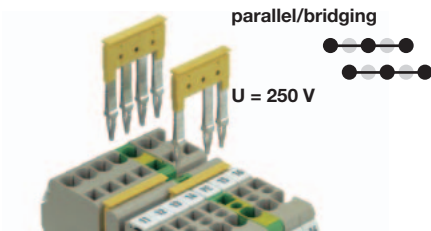
An end plate (PAP) must be fitted between the bare cut edges of two cross-connections in order to maintain the rated voltage.

Possible combinations

In one cross-connection channel



In two cross-connection channels



Possible cross-connections of terminals of the same type with corresponding cross-connectors

Terminal type	Cross-connection	single	adjacent	bridging	parallel bridging	chain bridge parallel/lengthening
Standard terminals						
PDU 2.5/4	ZQV 2.5/...	•	•	•	•	•
PDU 2.5/4/3AN	ZQV 2.5/...	•	•	•	•	•
PDU 2.5/4/4AN	ZQV 2.5/...	•	•	•	•	•
PDU 6/10	ZQV 6N/...	•	•	•	•	•
PDU 6/10/3AN	ZQV 6N/...	•	•	•	•	•
PDU 16	ZQV 16/2	•	•			•

ZQV 2.5



Type	Qty	Order No.
ZQV 2.5/2	60	1608860000
ZQV 2.5/3	60	1608870000
ZQV 2.5/4	60	1608880000
ZQV 2.5/5	20	1608890000
ZQV 2.5/6	20	1608900000
ZQV 2.5/7	20	1608910000
ZQV 2.5/8	20	1608920000
ZQV 2.5/9	20	1608930000
ZQV 2.5/10	20	1608940000
ZQV 2.5/20	10	1908960000
For terminals Standard		
PDL 4...		
PDL 4S		
PDU 2.5/4...		
PDIC 2.5/4		

ZQV 6 N



Type	Qty	Order No.
ZQV 6N/10	20	1906240000
ZQV 6N/2	60	1906210000
ZQV 6N/3	60	1906220000
ZQV 6N/4	60	1906230000
For terminals Standard		
PDU 6/10		
PDU 6/10 3AN		
PNT 6/10		

ZQV 16/2



Type	Qty	Order No.
ZQV 16/2	25	1739690000
For terminals Standard		
PDU 16		

Accessories – Testing

Test adapters

The PTA slot-in test adapter is used as both a single unit and a test adapter strip for measurements in switchgear cabinets.

Conductors with cross-sectional areas ranging from 0.5 mm² to 1.5 mm² can be clamped. The test adapter is simply clipped onto the terminal, creating secure contact with the current carrying busbar.

Dimensions

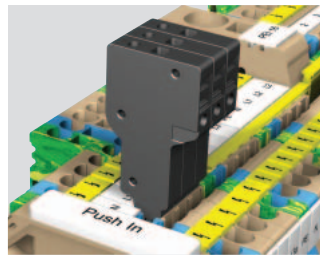
Height (with TS 35 x 7.5)	mm	59
Length	mm	20
Modular width	mm	5.1
Stripping length	mm	6.0

Rated voltage / current / cross-section

IEC 60 947-7-1

PTA

for terminal width 5.1 mm



Height (with TS 35 x 7.5)	mm	59
Length	mm	20
Modular width	mm	5.1
Stripping length	mm	6.0

250 V / 9 A / 1.5 mm²

Clamping conductor

solid H 07V-U	mm ²	0.5 ... 1.5
flexible H 07V-K	mm ²	1.0 ... 1.5
flexible w. wire end ferr. (DIN 46228/1)	mm ²	0.5 ... 1.5

Ordering data

1-pole
with clip-in pivot

Type	Qty	Order No.
PTA PDU 2.5/4	25	1916180000
PTA PDU 2.5/4 ZA	25	1916190000

For terminals standard

PDU 2.5/4

DEK 5

Reducing sleeves

Reducing sleeves are used to simplify the connection of conductors with smaller cross-sections. Conductors can thus be inserted into the clamping point without fear of the strands fraying. The reducing sleeve centres the conductor in the middle of the entry.

One pack = 100 x 10-pole strips

PRH 2.5/4



Ordering data

for conductor 0.5 mm², grey
for conductor 1 mm², dark grey

Type	Qty	Order No.
PRH 2.5/4/1	100	1916410000
PRH 2.5/4/2	100	1916400000

For terminals standard

PDU 2.5/4

PDK 2.5/4

Covering

The VDE regulations stipulate that mains connection terminals have to be covered.

For this purpose Weidmüller provides yellow covers **PAD** printed with a warning arrow.

The covers slot into the screwdriver opening of the terminal, and are available in 4-pole terminal units.

PAD



Ordering data

for terminal width 5.1 mm
for terminal width 8 mm
for terminal width 12 mm

Type	Qty	Order No.
PAD 2.5/4/4	20	1916150000
PAD 6/10/4	20	1916160000
PAD 16/4	20	1916170000

For terminals standard

PDU 2.5/4...

PDU 6/10...

PDU 16...

Labelling

The **BZT** marker carrier enables a marker to be positioned in the centre of the marking channel using the **WS 10/5** tags. In order to achieve maximum stability, the marker carriers can be clipped together.

- Single and double versions.
- Does not hamper the insertion of a screwdriver nor prevent access to the cross-connections.

BZT



Ordering data

labelling on one side

labelling on two sides


Type	Qty	Order No.
BZT 1 WS 10/5	100	1805940000
BZT 1 ZA WS 10/5	100	1805520000
BZT 2 WS 10/5	100	1805480000
BZT 2 ZA WS 10/5	100	1805530000

For terminal standard

PDK 2.5/4...

PDL 4...

SIHA fuse holder




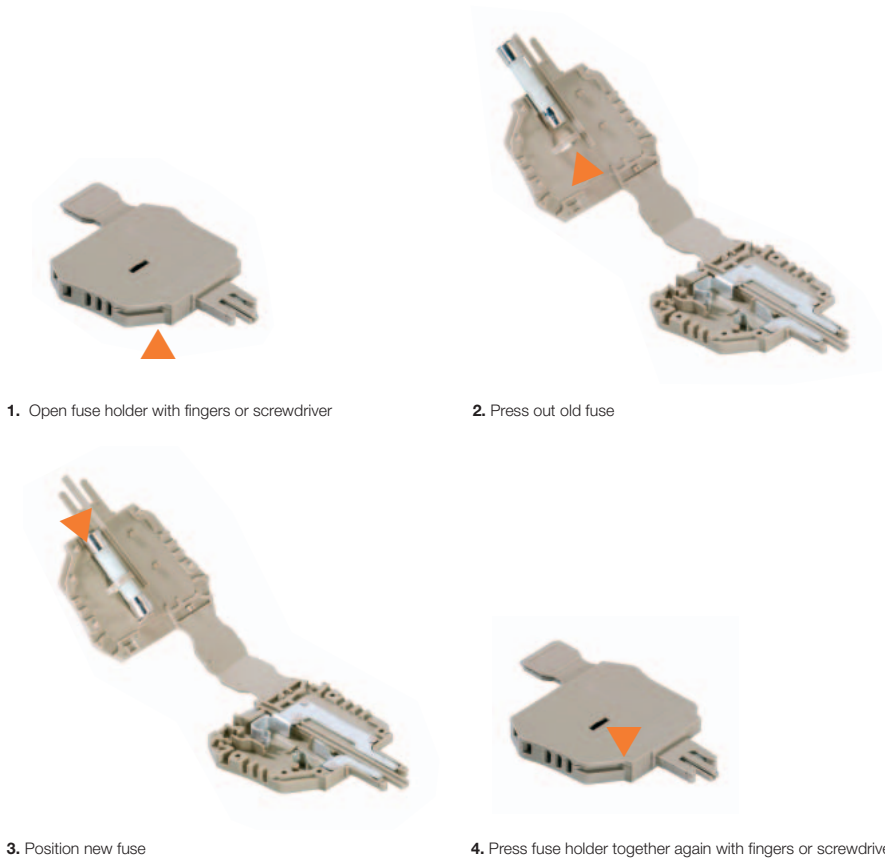
For 5 x 20 G-fuse cartridges

The SIHA fuse holder converts a simple terminal into a fuse terminal in next to no time.

Simply remove the disconnect lever and insert the fuse plug.

Better: order the PDL 4... OTNHE and insert the SIHA immediately.

- Simple handling without tools
- Housing made of Wemid (VO)
- Rated current 6.3 A
- Even fits on 5 mm wide terminals when fitted in offset arrangement



- Marking position for Dekafix 5 and space for the E-Fix self-adhesive label, size 8/20



SIHA 3




	Qty	Order No.
without LED		
SIHA3/G20	400 V 1	7921560000
with LED (red)		
SIHA3/G20	10 - 36 V 1	7921570000
	35 - 70 V 1	7921580000
	60 - 150 V 1	7921590000
	140 - 250 V 1	7921600000

For disconnect terminal type
 PDL 4...
 PDL 4 TR/...

Applications with PDL 4 TR/... and SIHA 3				
	Short-circuit protection		Overload and short-circuit protection	
	Norm. value		Norm. value	
	Power loss	Rated current	Power loss	Rated current
Single	4.0 W	6.3 A	1.6 W	6.3 A
Group	1.6 W	6.3 A		

SIHA STRAP



	Qty	Order No.
with strap		
SIHA STRAP	20	9537680000

Connector for retro-fit assembly

- Receptacle in the terminal is the marking position
- Integrated marking position on the strap
- Slots into fuse holder either on the left or on the right

Accessories – Other functions and colours

Cartridge fuses and gauge pieces for Weidmüller fuse terminals and SIHA 3 fuse holder

Cartridge fuses

for terminal type

PDL 4 TR/.../...



Technical data / Ordering data

G-type cartridge fuses 5 x 20 without indicators to IEC 60127-2 (VDE 0820 pt.2 B)

Size (mm)	Nom. voltage (V)	Nom. current (A)	Type	Qty	Order No.
		0.1	(F) G 20/0.10A/F	10	0430300000
		0.2	(F) G 20/0.20A/F	10	0430400000
		0.25	(F) G 20/0.25A/F	10	0430500000
		0.5	(F) G 20/0.50A/F	10	0430600000
		0.63	(F) G 20/0.63A/F	10	0439000000
		1.0	(F) G 20/1.00A/F	10	0430700000
		1.6	(F) G 20/1.60A/F	10	0430800000
		2.0	(F) G 20/2.00A/F	10	0430900000
		2.5	(F) G 20/2.50A/F	10	0431000000
		3.15	(F) G 20/3.15A/F	10	0431100000
		4.0	(F) G 20/4.00A/F	10	0431200000
		5.0	(F) G 20/5.00A/F	10	0431300000
		6.3	(F) G 20/6.30A/F	10	0431400000

(M) = medium-blow (F) = fast-blow

Component/isolating plugs

The Weidmüller philosophy is to realise a multitude of applications with just a few parts. The component and isolating plugs (BEST and TNST) represent a logical extension of this cost-effective and efficient approach. The component plug can accommodate electronic components and connect them to the terminal. And once an isolating plug is removed, the clamping point is obviously disconnected. The opening is easy to recognise.

An unintentional reconnection of the circuit is prevented by simply removing the isolating plug. The BEST and the TNST have the same pin arrangement. Both plugs are also identical with the SIHA 3 fuse holder, meaning that they can be used in all the "disconnecting products" of the W-, Z-, I- and P-Series.

Component plug (up to 250 V)

For terminal type

PDL 4 TR/.../...
can be reversed



Ordering data

Type	Fitted with...	Qty	Order No.
BEST	-	25	1833100000
BEST/DRBR	wire jumper	25	1878570000
BEST/D	diode 1N4007	25	1878560000

Isolating plug

For terminal type

PDL 4 TR/.../...



Ordering data

Type	Colour	Qty	Order No.
TNST	yellow Wemid	25	1833090000

Crimp-Set PZ 6 roto Push In



Assembly

Article description	Type	Qty.
Crimping tools for wire end ferrules 0.14 to 6 mm ²	PZ 6 Roto	1
Stripping tool for up to 6 mm ²	STRIPAX	1
Wire end ferrule with plastic collar, grey	H 4,0/20 DS GR	500
Wire end ferrule with plastic collar, orange	H0,5/16 OR	500
Wire end ferrule with plastic collar, white	H0,75/18 W	500
Wire end ferrule with plastic collar, yellow	H1,0/18 GE	500
Wire end ferrule with plastic collar, black	H1,5/18D SW	500
Wire end ferrule with plastic collar, blue	H2,5/18D BL	500
Wire end ferrule with plastic collar, black	H6,0/20 SW	100

Technical data

length x width x height	340/270/60 mm
Weight	1760 g

Ordering data

Type	Colour code	Order No.
Crimp Set PZ 6 roto PI	Weidmüller	9203650000

Crimp-Set PZ 16 Push In



Assembly

Article description	Type	Qty.
Crimping tools for wire end ferrules, 6 to 16 mm ²	PZ 16	1
Stripping tool for up to 6 mm ²	STRIPAX	1
Wire end ferrule with plastic collar, ivory	H 10,0/22 S EB	100
Wire end ferrule with plastic collar, black	H6,0/20 SW	100
Wire end ferrule with plastic collar, ivory	H10,0/22 EB	100
Wire end ferrule with plastic collar, green	H16,0/24 GN	100

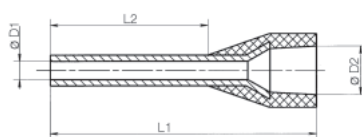
Technical data

length x width x height	340/270/60 mm
Weight	1725 g

Ordering data

Type	Colour code	Order No.
Crimp Set PZ 16 PI	Weidmüller	9203640000

Accessories – Wire end ferrules with plastic collar



- Polypropylene conical cable entry
- Heat-resistant up to 105 °C
- Cable entry made from a not readily flammable material on request

For conductors from 0.14 – 16 mm² (AWG 26 – 6)

Tin-plated copper

Dimensional tolerances to DIN 46228 part 4

Weidmüller colour code

in multipack bag

Ordering data

Type	Cross-section, mm ²	AWG	L1	L2	D1	D2	Stripping length	Colour	Qty.	Order No.
H0.14/12	0.14	26	12.0	8.0	0.6	1.5	10.0	● grey	500	9028240000
H0.25/12	0.25	24	12.0	8.0	0.8	1.8	10.0	● light blue	500	9025780000
H0.34/12	0.34	22	12.0	8.0	0.8	2.0	10.0	● turquoise	500	9025790000
H0.5/14	0.50	20	14.0	8.0	1.0	2.6	10.0	● orange	500	9026060000
H0.5/16	0.50	20	16.0	10.0	1.0	2.6	12.0	● orange	500	9028270000
H0.75/14	0.75	18	14.0	8.0	1.2	2.8	10.0	○ white	500	9026070000
H0.75/16	0.75	18	16.0	10.0	1.2	2.8	12.0	○ white	500	9028290000
H0.75/18	0.75	18	18.0	12.0	1.2	2.8	14.0	○ white	500	9028300000
H1.0/16	1.00	17	16.0	10.0	1.4	3.0	12.0	● yellow	500	9028320000
H1.0/18	1.00	17	18.0	12.0	1.4	3.0	15.0	● yellow	500	9028340000
H1.5/16	1.50	16	16.0	10.0	1.7	3.5	12.0	● red	500	9028350000

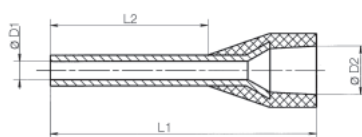
Weidmüller colour code

packed loose

Ordering data

Type	Cross-section, mm ²	AWG	L1	L2	D1	D2	Stripping length	Colour	Qty.	Order No.
H0.25/12	0.25	24	12.0	8.0	0.8	1.8	10.0	● light blue	500	9025760000
H0.34/12	0.34	22	12.0	8.0	0.8	2.0	10.0	● turquoise	500	9025770000
H0.5/14	0.50	20	14.0	8.0	1.0	2.6	10.0	● orange	500	0690700000
H0.5/16	0.50	20	16.0	10.0	1.0	2.6	12.0	● orange	500	9025870000
H0.75/14	0.75	18	14.0	8.0	1.2	2.8	10.0	○ white	500	0462900000
H0.75/16	0.75	18	16.0	10.0	1.2	2.8	12.0	○ white	500	9025860000
H0.75/18	0.75	18	18.0	12.0	1.2	2.8	14.0	○ white	500	9025910000
H1.0/14	1.00	17	14.0	8.0	1.4	3.0	10.0	● yellow	500	0463000000
H1.0/16	1.00	17	16.0	10.0	1.4	3.0	12.0	● yellow	500	9025950000
H1.0/18	1.00	17	18.0	12.0	1.4	3.0	15.0	● yellow	500	9025930000
H1.5/14	1.50	16	14.0	8.0	1.7	3.5	10.0	● red	500	0463100000
H1.5/16	1.50	16	16.0	10.0	1.7	3.5	12.0	● red	500	0635100000
H2.5/18D	2.50	14	18.0	12.0	2.2	4.2	14.0	● blue	500	9019170000
H4.0/20D	4.00	12	20.0	12.0	2.8	4.8	14.0	● grey	500	9019200000
H6.0/20	6.00	10	20.0	12.0	3.5	6.3	14.0	● black	100	0533500000
H10.0/22	10.00	7	22.0	12.0	4.5	7.6	15.0	● ivory	100	0534200000
H16.0/24	16.00	6	24.0	12.0	5.8	8.8	15.0	● green	100	0565900000

Accessories – Wire end ferrules with plastic collar



- Polypropylene conical cable entry
- Heat-resistant up to 105 °C
- Cable entry made from a not readily flammable material on request

For conductors from 0.5 – 16 mm² (AWG 20 – 6)

Tin-plated copper

Dimensional tolerances to DIN 46228 part 4

DIN colour code

packed loose

Ordering data

Type	Cross-section, mm ²	AWG	L1	L2	D1	D2	Stripping length	Colour	Qty.	Order No.
H0.5/14D	0.50	20	14.0	8.0	1.0	2.6	10.0	○ white	500	9019010000
H0.5/16D	0.50	20	16.0	10.0	1.0	2.6	12.0	○ white	500	9019020000
H0.75/14D	0.75	18	14.0	8.0	1.2	2.8	10.0	● grey	500	9019040000
H0.75/16D	0.75	18	16.0	10.0	1.2	2.8	12.0	● grey	500	9019050000
H0.75/18D	0.75	18	18.0	12.0	1.2	2.8	14.0	● grey	500	9019060000
H1.0/14D	1.00	17	14.0	8.0	1.4	3.0	10.0	● red	500	9019080000
H1.0/16D	1.00	17	16.0	10.0	1.4	3.0	12.0	● red	500	9019100000
H1.0/18D	1.00	17	18.0	12.0	1.4	3.0	15.0	● red	500	9019110000
H1.5/16D	1.50	16	16.0	10.0	1.7	3.5	12.0	● black	500	9019130000
H1.5/18D	1.50	16	18.0	12.0	1.7	3.5	15.0	● black	500	9019140000
H2.5/18D	2.50	14	18.0	12.0	2.2	4.2	14.0	● blue	500	9019170000
H4.0/20D	4.00	12	20.0	12.0	2.8	4.8	14.0	● grey	500	9019200000
H6.0/20D	6.00	10	20.0	12.0	3.5	6.3	14.0	● yellow	100	9019220000
H10.0/22D	10.00	7	22.0	12.0	4.5	7.6	15.0	● red	100	9019240000
H16.0/24D	16.00	6	24.0	12.0	5.8	8.8	15.0	● blue	100	9019260000

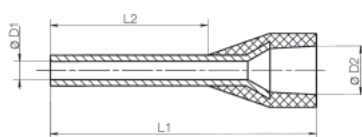
other colour code

packed loose

Ordering data

Type	Cross-section, mm ²	AWG	L1	L2	D1	D2	Stripping length	Colour	Qty.	Order No.
H0.5/12D	0.50	20	12.0	6.0	1.0	2.6	8.0	○ white	500	9019000000
H0.5/14D	0.50	20	14.0	8.0	1.0	2.6	10.0	○ white	500	9019010000
H0.5/16D	0.50	20	16.0	10.0	1.0	2.6	12.0	○ white	500	9019020000
H0.75/14	0.75	18	14.0	8.0	1.2	2.8	10.0	● light blue	500	9021040000
H0.75/16T	0.75	18	16.0	10.0	1.2	2.8	12.0	● light blue	500	9021050000
H0.75/18T	0.75	18	18.0	12.0	1.2	2.8	14.0	● light blue	500	9021060000
H1.0/14D	1.00	17	14.0	8.0	1.4	3.0	10.0	● red	500	9019080000
H1.0/16D	1.00	17	16.0	10.0	1.4	3.0	12.0	● red	500	9019100000
H1.0/18D	1.00	17	18.0	12.0	1.4	3.0	15.0	● red	500	9019110000
H1.5/16D	1.50	16	16.0	10.0	1.7	3.5	12.0	● black	500	9019130000
H1.5/18D	1.50	16	18.0	12.0	1.7	3.5	15.0	● black	500	9019140000
H2.5/24T	2.50	14	24.0	18.0	2.2	4.2	20.0	● grey	500	9021090000
H4.0/20T	4.00	12	20.0	12.0	2.8	4.8	14.0	● orange	500	9021110000
H6.0/20T	6.00	10	20.0	12.0	3.5	6.3	14.0	● green	100	9021130000
H10.0/22T	10.00	7	22.0	12.0	4.5	7.6	15.0	● brown	100	9021150000
H16.0/24T	16.00	6	24.0	12.0	5.8	8.8	15.0	○ white	100	9021170000
H16.0/28T	16.00	6	28.0	18.0	5.8	8.8	21.0	○ white	100	9021180000

Accessories – Wire end ferrules with plastic collar, special sizes



- Especially suitable for the Push In terminal blocks with the widths of 5.1 mm and 8 mm
- Polypropylene conical cable entry
- Heat-resistant up to 105 °C
- Cable entry made from a not readily flammable material on request

For conductors from 4 – 10 mm² (AWG 12 – 7)

Tin-plated copper

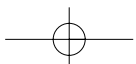
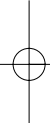
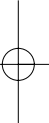
Dimensional tolerances to DIN 46228 part 4

Weidmüller/DIN colour code

packed loose

Ordering data

Type	Cross-section, mm ²	AWG	L1	L2	D1	D2	Stripping length	Colour	Qty.	Order No.
H4.0/20DS	4.00	12	20.0	12.0	2.9	4.7	14.0	● grey	500	9203630000
H10.0/22S	10.00	7	22.0	12.0	4.6	7.1	14.0	● ivory	100	9203620000



Appendix

Worldwide activities

- AE UAE**
United Arab Emirates
Weidmüller Middle-East
P.O. Box 62448
Dubai
Phone +971 4 3522215, 3523043
Fax +971 4 3599950
info@weidmueller.ae
- AR Argentina**
CPI SA
Bauness 2660
1431 Buenos Aires
Phone +54 11 45238008
Fax +54 11 45220546
compras@cpi.com.ar
- AT Austria**
Weidmüller Ges.m.b.H.
Industriezentrum N6 Süd
Straße 2, Objekt M2
2355 Wiener Neudorf
Phone +43 2236 6708-0
Fax +43 2236 6708-199
office.at@weidmueller.com
- AU Australia**
Weidmüller Pty. Ltd.
43 Huntingwood Drive
Huntingwood,
NSW, 2148
P.O.Box 6944
Blacktown
NSW, 2148
Phone +61 2 9671-9999
Fax +61 2 9671-9911
info@weidmuller.com.au
www.weidmuller.com.au
- AZ Azerbaijan**
West Industries Ltd.
Caspian Plaza, 5-th Floor
44 J. Jabbarly Str., Baku, Azerbaijan
Phone +99412 499 15 15
Fax +99412 499 14 93
sales@west-i.com
- BA Bosnia-Herzegovina**
BH ES Elektrosistem d.o.o.
ul. J. Veselinovica 18
78000 Banja Luka
Bosna
Phone +387 51 317500
Fax +387 51 317500
elstst@inecco.net
www.elektrosistem.co.yu
- BE Belgium**
Weidmüller Benelux B.V.
Mechelsesteenweg 519 bus 6 en 7
1930 Nossegem
Phone +32 16 395990
Fax +32 16 401051
info@weidmueller.be
- BG Bulgaria**
Weid-Bul eOOD
ul. Nezabravka 33 A,
bl. 315/3/10
1113 Sofia
Phone +359 2 9632560
Fax +359 2 9631098
weidbul@nat.bg
- BH Bahrain**
Khayber Trading Company
P.O. Box 1976 Manama,
Bahrain
Phone +973 17720747
Fax +973 17720331
khayber@batelco.com.bh
- BR Brazil**
Conexel Conexoes Elétricas Ltda.
Rua Garcia Lorca, 176- V. Paulicéia,
09695-900, Sao Bernardo do
Campo - SP, Brasil
Phone +55 11 43669600
Fax +55 11 43621677
ventas@conexel.com.br
www.conexel.com.br
- BY Belarus**
TECHNIKON Ltd.
Oktyabrskaya Str. 16/5
Apt. 704
220030 Minsk
Belarus
Phone +375 17 2104626
Fax +375 17 2275830
tehnikon@belsonet.net
- CA Canada**
W Interconnections Canada Inc.
10 Spy Court, Markham,
Ontario L3 R5 H6
Phone +1 905 475-1507
Fax +1 905 475-5855
info1@weidmuller.ca
www.weidmuller.ca
- CG Republic of Montenegro**
Please contact
ES-YU Elektrosistem,
Republic of Serbia
- CH Switzerland**
Weidmüller Schweiz AG
Rundbuckstrasse 2
8212 Neuhausen am Rheinfl
Phone +41 52 6740707
Fax +41 52 6740708
info@weidmueller.ch
www.weidmueller.ch
- CL Chile**
Felipe Bahamondes S.A./ATS AGRO
Servicios Agroindustriales
Maria Luisa Santander 0475
Providencia
Casilla 3425
Santiago
Phone +56 2 341-1271
Fax +56 2 341-1275
felipe@atsintech.com
- CN China**
Weidmüller Interface International
Trading (Shanghai) Co., Ltd.
12 F, Century Ba-Shi Building,
No. 398 Huaihai Road (M)
Shanghai 200020
P.R. China
Phone +86 21 63868188
Fax +86 21 63867177
www.cnweidmuller.com
- CO Colombia**
Automatizacion Avanzada S. A.
Carrera 97 No. 42 A-23 B3,
Santafe de Bogotá Colombia.
Phone +57 1 4132048
Fax +57 1 4159788
mgallegos@
automatizacionavanzada.com
- CR Costa Rica**
ELVATRON S.A.
400 Norte
Banco Costa Rica, la Uruca,
San José, Costa Rica
Phone +506 2 961060
Fax +506 2 960328
dirk.haase@elvatron.com
- CS Republic of Serbia**
ES-YU Elektrosistem
Pariske komune 41
11070 Novi Beograd
Serbia
Phone +381 11 697212
Fax +381 11 693608
esyu@eunet.yu
www.elektrosistem.co.yu
- CZ Czech Republic**
Weidmüller s. r. o.
Videnska ul. 340
25242 Vestec u Prahy
Phone +420 2 44001400
Fax +420 2 44001499
office@weidmueller.cz
- DE Germany**
Weidmüller GmbH & Co. KG
Ohmstraße 9
32758 Detmold
Phone +49 5231 1428-0
Fax +49 5231 1428-116
weidmueller@weidmueller.de
www.weidmueller.de
- DK Denmark**
Knud Wexøe A/S
Skaettekaeret 11
P.O. Box 152
2840 Holte
Phone +45 45465800
Fax +45 45465801
wexoe@wexoe.dk
- EE Estonia**
Alter Electric OÜ
Türi 6, 11313 Tallinn, Estonia
Phone +372 65 19 666
Fax +372 65 19667
alter@alter.ee
- EG Egypt**
Standard Electric
87, Mohamed Farid Street
Heliopolis, Cairo, Egypt
Phone +20 6 42 29777/6 42 29 88
Fax +20 6 42 29 55
stdelec@rite.com
- ES Spain**
Weidmüller S. A.
Narcis Monturiol 11-13
Pol.Ind. Sudoeste
08960 Sant Just Desvern
Barcelona
Phone +34 93 4803386
Fax +34 93 3718055
weidmuller@weidmuller.es
www.weidmuller.es
- FI Finland**
JUHA-ELEKTRO OY
Kylvöpolku 6, P. O. Box 57
00681 Helsinki
Phone +358 9 478411
Fax +358 9 47841311
- FR France**
Weidmüller EURL
12, Chaussée Jules César
B.P. 263 Osny
95523 CERGY PONTOISE Cedex
Phone +33 1 34245500
Fax +33 1 34245501
mail@weidmuller.fr
www.weidmueller.com
- GB United Kingdom**
Weidmüller Ltd.
1 Abbey Wood Road
Kings Hill, West Malling
Kent ME19 4YT
Phone +44 1732 877000
Fax +44 1732 873873
info@weidmuller.co.uk
www.weidmueller.com
- GR Greece**
Electrorama S.A.
1 An. Martali Str.
41335 Larissa
Phone +30 2410 552533
Fax +30 2410 283463
valvzos@electrorama.com.gr
- HK Hong Kong**
United Equity Limited
Suite B, 11/F International Industrial
Centre
2-8 Kwei Tei Street, Fotan, Shatin
Hong Kong
Phone +852 26876739
Fax +852 26876735
united_equity@sinatown.com
- HR Croatia**
Elektro Partner d.o.o.
Radnicka cesta 22
10000 Zagreb
Phone +385 1 6184793
Fax +385 1 6184795
elektropartner@zg.htnet.hr
- HU Hungary**
Weidmüller Kereskedelmi Kft
Mádi u. 50
1104 Budapest
P. O. Box 22
1507 Budapest
Phone +36 1 464-7888
Fax +36 1 3827701
info@weidmueller.hu
- ID Indonesia**
P. T. Nego Electrindo
Komplek Sentra Kramat, Blok A18
Jl. Kramat Raya No. 7-9
Jakarta 10450 Indonesia
Phone +62 21 3156218
Fax +62 21 3156219
sutrisno@negoelectrindo.co.id
- IE Ireland**
A.P. Haslam Ltd.
14 Sunshine Ind. Estate
Crumlin Road
Dublin 12
Phone +353 1 453-2522
Fax +353 1 453-2949
paul.haslam@aphaslam.ie
- IL Israel**
A.U. Shay Ltd.
Embar Street 23/25
P.O.Box 10049
Petach-Tikva 49222
Phone +972 3 9233601
Fax +972 3 9234601
shay@uriel-shay.com
- IN India**
Weidmüller
Representative office
Vijay Dattani
156-4th cross, Prashant Extension
Whitefield
Bangalore - 560 066
Phone +91 80 8453999
vdattani@eth.net
- IR Iran**
TAF Co.
72, Iranshahr Av.
Unit 5,
15816 Teheran
Phone +98 21 8831-7851
Fax +98 21 8882-0268
info@taf-co.com
- IS Iceland**
Samey Automation Center
Lyngas 13, 210 Garoabaer,
Iceland
Phone +354 510 5200
Fax +354 510 5201
samey@samey.is
- IT Italy**
Weidmüller S.r.l.
Via Albert Einstein 4
20092 Cinisello Balsamo
Milano
Phone +39 02 660681
Fax +39 02 6124945
weidmuller@weidmuller.it
www.weidmuller.it
- JO Jordan**
Horizons Engineering
P.O. Box 330607 ZC
11133 Amman
Phone +962 64882114
Fax +962 4882115
horizons@go.com.jo
- JP Japan**
Nihon Weidmüller Co. Ltd.
Asahi Seimei Bldg. 11F
1-14-1 Fuchicho Fuchu-shi
Tokyo 183-0055 Japan
Phone +81 42 330-7891
Fax +81 42 330-7895
www.weidmuller.co.jp
- KR South Korea**
Weidmüller Co., Ltd.
2 floor Wooam B/D 46-27
Samsung2-Dong, Kangnam-Ku
Seoul
Korea, Zip: 135-868
Phone +82 2 5160003
Fax +82 2 5160090
info@weidmuller.co.kr
- KW Kuwait**
NOURI Industrial Establishment Co.
P.O.Box 2829,
Safat 13029 Kuwait
Phone +965 4333355
Fax +965 4344085
contact@nie-kwt.com
- KZ Kazakhstan**
SEA STAR
58-A, Office 609, Abilay Khan Aven.
Almaty, 50004
Kazakhstan
Phone +7 3272 733307
Fax +7 3272 501780
alexander@seastargroup.com

- KZ Kazakhstan**
Electric Light LLP
84, Auezov Street
Office 310
480057 Almaty
Kazakhstan
Phone +7 3272 421709
Fax +7 3272 779955
wgm@nursat.kz
- LB Lebanon**
Progress Engineering & Trading
Enterprises
P.O. Box 11-1111
Pharaon Bldg., Opp Electr. du Liban
Chafaca Str., Al Nahr
Beirut - Lebanon
Phone +961 1 444664
Fax +961 1 561880
progress@inco.com.lb
- LT Lithuania**
ELEKTROS IRANGA
Tinklu g.29a, 5319 Panevezys,
Lithuania
Phone +370 45582828
Fax +370 45582727
info@eliranga.lt
- LU Luxembourg**
Please contact
Weidmüller Belgium, Nossegem
- LV Latvia**
Elektrosistemas SIA
K. Ulmana gatve 140
LV-1029 Riga
Latvia
Phone +371 7870557
Fax +371 7870541
edgars.vilkins@profs.lv
www.profs.lv
- MK Macedonia**
ES MK Elektrosistem d.o.o.
Ul. Bulevar III makedonske brigade bb
91000 Skopje
Macedonia
Phone +389 91 460295
Fax +389 91 460298
elektro-smk@telekabel.net.mk
- MX Mexico**
W Interconnections, S.A. de C.V.
Av. Ingenieros Civiles No. 204-B,
Conjunto Industrial Chachapa
72990 Chachapa,
Puebla Mexico
Phone +52 222 2866247/48/49
Fax +52 222 2866242
clientes@weidmuller.com.mx
- MY Malaysia**
Connect Plus Technology Sdn Bhd
9, Jalan PJS 11/24,
Bandar Sunway,
46150 Petaling Jaya,
Selangor Darul Ehsan,
Malaysia
Phone +60 3 5633 7363
Fax +60 3 5633 6562
andy@cptech.com.my
www.cptech.com.my
- NL Netherlands**
Weidmüller Benelux B.V.
Franciscusweg 221
1216 SE Hilversum
Postbus 1505
1200 BM Hilversum
Phone +31 35 6261261
Fax +31 35 6234569
info@weidmuller.nl
www.weidmuller.nl
- NO Norway**
Siv. Ing. J. F. Knudtzen A/S
Billingstadsletta 97
1396 Billingstad, P.O. Box 160
1378 Nesbru
Phone +47 66 983350
Fax +47 66 980955
patorgersbraaten@jfkknudtzen.no
- NZ New Zealand**
Cuthbert S. Steward Limited
27 Te Puni Street
POB 38496 Petone
Petone, Wellington
Phone +64 4 5686156
Fax +64 4 5686056
- OM Oman**
DAN INTERNATIONAL LLC.
P.O. BOX 2901
111 Seeb
Oman
Phone +968 503 677
Fax +968 503 755
yedu@danintl.com
- PE Peru**
TECNOLOGÍA ELÉCTRICA
Y SOLUCIONES S.A.C.
Calle Huandoy 501, Lima 32 - Perú
Phone +51 1 5620004
Fax +51 1 5620004
info@tecsol-peru.com
- PH Philippines**
El Criscent Corporation
B-41 L-10, Villa Palao,
Banlic, Calamba City
Laguna 4027,
Philippines
Phone +63 49 3456329
Fax +63 49 3456329
ecc@laguna.net
- PH Philippines**
Enclosure Systems Specialists Inc
G/F, GE Building
2291 Don Chino Roces Ave Ext
Makati City 1231,
Philippines
Phone +63 2 813 8580
Fax +63 2 813 8596
encsys@mozcom.com
- PL Poland**
Weidmüller Sp. z o.o.
ul. Gołędzinowska 10
03-302 Warszawa
Poland
Phone +48 22 5100940
Fax +48 22 5100941
biuro@weidmuller.com.pl
www.weidmuller.pl
- PT Portugal**
Weidmüller - Sistemas de
Interface, S. A.
Estrada Outeiro Polima, Lote B,
N° B2, Escritório 2 - Abóboda
2785-518 Sao Domingos de Rana
Lisboa
Phone +351 21 4459190
Fax +351 21 4455871
weidmuller@weidmuller.pt
www.weidmuller.pt
- PY Paraguay**
Please contact
CPI S.A., Buenos Aires, Argentina
- QA Qatar**
Doha Motors
(Technical Division)
Post Box No. 145
Al Wakrath Road
Doha-Qatar
Phone +974 465 1441
Fax +974 465 4579
dmtctech@qatar.net.qa
- RO Romania**
Rominterface Impex SRL
Str. Gh. Dem Teodorescu 30A
030916 Bukarest - sector 3
Phone +40 21 3220230
Fax +40 21 3228857
office@rominterface.ro
- RU Russia**
Weidmüller Representative Office
Shabolovka street 2
119049 Russia, Moscow
Phone +7 495 771-6940
Fax +7 495 771-6941
info@weidmueller.ru
www.weidmueller.ru
- SA Saudi Arabia**
Al Abdulkarim Trading
P.O. Box 5777, Dammam
31432 Saudi Arabia
Phone +966 3 833-7110
Fax +966 3 833-8242
info@akte.com.sa
- SA Saudi Arabia**
Saudi Electric Supply Co.
P.O. Box 3298, Al Khobar
31952 Saudi Arabia
Phone +966 3 882-9546227
Fax +966 3 882-9547
customer.service@sesco-ge.com
- SE Sweden**
Weidmüller AB
Stockholm, Arenavägen 39,
12177 Johanneshov
P.O. Box 10120
12128 Stockholm-Globen
Phone +46 771 43 00 44
Fax +46 8 7272480
info@weidmuller.se
- SG Singapore**
Weidmüller Pte. Ltd.
629 Aljunied Road, #05-05
Cititech Industrial Building
Singapore 389838
Phone +65 6841 5311
Fax +65 6841 5377
info@weidmuller.com.sg
www.weidmuller.com.sg
- SI Slovenia**
ELEKTROŠPOJLI d.o.o.
Stegne 25
1000 Ljubljana
Phone +38 6 15113810
Fax +38 6 15111604
elektrospoj@siol.net
- SK Slovakia**
Elektris s.r.o.
Racianska 188
SK 83153 Bratislava, Slovakia
Phone +421 2 49200113
Fax +421 2 44680328
weidmueller@computel.sk
- SY Syria**
Hovaguimian Bros.
P.O. Box 5093
Damascus
Syria
Phone +963 11-221 84 05
Fax +96311-224 48 69
Hb.hovag@mail.sy
- TH Thailand**
Pisanu Engineering Co., Ltd
800/2 Asoke Dindaeng Road,
Dindaeng,
Bangkok 10400
Thailand
Phone +66 2 2459113
Fax +66 2 2463214
ecsales@pisanu.co.th
www.pisanu.co.th
- TR Turkey**
Weidmüller Elektronik Ticaret Ltd.Şti.
Kavacik Mah. Mıhrabad Cad. 143/1
34810 Beykoz - Istanbul / Turkey
Phone +90 216 5371070 (Pbx)
Fax +90 216 5371077
info@weidmuller.com.tr
- TW Taiwan**
Fittatek Co., Ltd.
12 F No. 185 Fu-Kuo Road,
Tso Ying Dist,
Kaohsiung, Taiwan
Phone +886 7556-0858
Fax +886 7556-3279
stanley@fittatek.com.tw
- TW Taiwan**
Eucan Enterprise Ltd.
No. 145 He Ping 2nd Rd
Kaohsiung, Taiwan
Phone +886 7 715 6610
Fax +886 7 715 8748
mark@eucan.com.tw
www.eucan.com.tw
- UA Ukraine**
TEKO INTERFACE ooo
ul. Lewanewskogo 6
03058 Kiev
Phone +38 044 401 09 90/91/92
Fax +38 044 401 08 64
weidmueller@tekointerface.com
www.tekointerface.com.ua
- US USA**
W-Interconnections, Inc.
821 Southlake Boulevard,
Richmond, VA 23236
Phone +1 804 7942877
Fax +1 804 3792593
info@weidmuller.com
www.weidmuller.com
- UY Uruguay**
Rewo Uruguay S.A.
AV. Bolivia 2001 Esq Rocafuerte
Carrasco Montevideo
Phone +598 260 4 8439
Fax +598 260 4 8439
clorda@rewouruguay.com.uy
- VE Venezuela**
Somercina C. A.
Edificio Esteban Piso 2
Calle Vargas Bolleita Notre
Caracas 1070 A
Venezuela
Phone +58 212 2352748
Fax +58 212 2385625
klocmoeller@cantv.net
- VN Vietnam**
New Sky Co., Ltd
206 Nguyen Thai Binh Str.,
Ward 12., Tan Binh Dist.,
Ho Chin Minh City
Vietnam
Phone +848 811 6768
Fax +848 811 7899
newsy-e@hcm.vnn.vn
www.newsky-e.com
- YE Yemen**
Please contact
Weidmüller Middle-East
United Arab Emirates
- ZA South Africa**
Phambi Interface (Pty.) Ltd.
5 Bundo Road
Sebenza Extension
Edenvale 1609
P.O.Box 193
Edenvale 1610
Phone +27 11 452-1930
Fax +27 11 452-6455
alockyer@radinterface.co.za
- DE Other countries**
Weidmüller Interface GmbH & Co. KG
P.O. Box 3030
32720 Detmold
Klingenbergstraße 16
32758 Detmold
Phone +49 5231 14-0
Fax +49 5231 14-20 83
info@weidmueller.com
www.weidmueller.com
- DE** Group companies
- DE** Agency abroad
- DE** Without own Agency

www.weidmueller.com

Argentina	Ireland	Slovenia
Australia	Israel	South Africa
Austria	Italy	South Korea
Azerbaijan	Japan	Spain
Bahrain	Jordan	Sweden
Belarus	Kazakhstan	Switzerland
Belgium	Kuwait	Syria
Bosnia- Herzegovina	Latvia	Taiwan
Brazil	Lebanon	Thailand
Bulgaria	Lithuania	Turkey
Canada	Luxembourg	UAE
Chile	Macedonia	Ukraine
China	Malaysia	United Kingdom
Colombia	Mexico	Uruguay
Costa Rica	Montenegro	USA
Croatia	Netherlands	Venezuela
Czech Republic	New Zealand	Vietnam
Denmark	Norway	Yemen
Egypt	Oman	
Estonia	Paraguay	
Finland	Peru	
France	Philippines	
Germany	Poland	
Greece	Portugal	
Hong Kong	Qatar	
Hungary	Romania	
Iceland	Russia	
India	Saudi Arabia	
Indonesia	Serbia	
Iran	Singapore	
	Slovakia	

Weidmüller is the leading manufacturer of components for electrical connection technology. The Weidmüller product portfolio ranges from terminal blocks, PCB connectors and terminals, protected components, Industrial Ethernet components and relay sockets to power supply and overvoltage protection modules suitable for all applications. Electrical installation and marking material, basic I/O components and a variety of tools round off the range. As an OEM supplier, the company sets global standards in the field of electrical connection technology.

We cannot guarantee that there are no mistakes in the publications or software provided by us to the customer for the purpose of making orders. We try our best to quickly correct errors in our printed media. For this purpose we list corrections, which have been identified after publishing printed media, on our web site at www.weidmueller.com. For convenience we list these corrections against product catalogue number and/or page number. This Internet-database is part of our catalogue.

All orders are based on our general terms of delivery, which can be reviewed on the websites of our group companies where you place your order. On demand we can also send the general terms of delivery to you.

Order number:
5655570000/07/2006/DMMD



X-ON Electronics

Largest Supplier of Electrical and Electronic Components

Click to view similar products for [weidmuller](#) manufacturer:

Other Similar products are found below :

[8924550000](#) [56956](#) [0133660000](#) [6720000227](#) [6720005111](#) [68676](#) [69718](#) [EXO24CH](#) [7940000218](#) [8005181001](#) [8008180000](#) [8432240000](#)
[8463580000](#) [8545830000](#) [8689870000](#) [8705640000](#) [8869870000](#) [9001080000](#) [9003720000](#) [9004250000](#) [9004780000](#) [9013260000](#)
[9014100000](#) [9019040000](#) [9026010000](#) [9028630000](#) [903708](#) [9037350000](#) [9046290000](#) [9129643500](#) [913155](#) [9159530000](#) [919656](#) [919764](#)
[9202230000](#) [9202850000](#) [9204260000](#) [9456750000](#) [9457913000](#) [980811](#) [980826](#) [9912800003](#) [9916080000](#) [9916280012](#) [9918380000](#)
[9919371205](#) [9919371224](#) [9925710000](#) [9926252005](#) [9927480024](#)