


Open ended wires




Round plug connector

Male

M8

straight
90°

page 1.2.1



Round plug connector

Female

M8

straight
90°
90° with LED

page 1.2.3

Field-wireable



Round plug connector

Male
Female

M8

straight
straight

Insulation displacement technology

Insulation displacement as HARAX®, a registered trademark of HARTING KGaA

page 1.2.5



Round plug connector

Male
Female

M8

straight
straight

Solder pins

page 1.2.7



Round plug connector

Male
Female














M8

90°
90°

Solder pins

page 1.2.8

Connection cable

   	<p>Round plug connector M8 Male straight</p>	<p>Round plug connector M8 Female straight 90° 90° with LED</p> <p style="text-align: right;">page 1.2.9</p>
   	<p>Round plug connector M8 Male 90°</p>	<p>Round plug connector M8 Female straight 90° 90° with LED</p> <p style="text-align: right;">page 1.2.12</p>
    	<p>Round plug connector M8 Male straight 90°</p>	<p>Round plug connector M12 Female straight 90° 90° with LED</p> <p style="text-align: right;">page 1.2.15</p>

Round plug connector M8

with open ended wires

Male
straight



Approvals:

Round plug connector M8

1	Form	No.	08001			08011		
	Suppression/Circuit diagram	3-pole			4-pole			
	Contact layout 							
2	Cable type	Jacket color			Jacket color			
	Wire diameter 0.25 mm ²	yellow	gray	black	yellow	gray	black	
	PVC	010	210	610	011	211	611	
	PUR/PVC	020	220	620	021	221	621	
	PUR (UL/CSA-listed)	030	230	630	031	231	631	
Suitable for robot cable (irradiated)	050	250	650	051	251	651		
3	Cable length							
	1.5 m	0150						
	3.0 m	0300						
	5.0 m	0500						
	7.5 m	0750						
	10.0 m	1000						
Your article no.								
The composition of your article number is explained on page 1.1.2	7 0 0 0			-	- - - -		-	
	Murrelektronik Standard							
			1	Form		2	Cable type	
						3	Cable length	
Notes								
Accessories and technical data in chapter 1.10. Further cable lengths on request.								

Round plug connector M8

with open ended wires

Male
90°



Approvals:

1	Form	No.	08021			08031					
	Suppression/Circuit diagram	3-pole			4-pole						
	Contact layout 										
2	Cable type	Jacket color			Jacket color						
	Wire diameter 0.25 mm ²	yellow	gray	black	yellow	gray	black				
PVC	010	210	610	011	211	611					
PUR/PVC	020	220	620	021	221	621					
PUR (UL/CSA-listed)	030	230	630	031	231	631					
Suitable for robot cable (irradiated)	050	250	650	051	251	651					
3	Cable length										
	1.5 m	0150									
3.0 m	0300										
5.0 m	0500										
7.5 m	0750										
10.0 m	1000										
Your article no.											
The composition of your article number is explained on page 1.1.2		<div style="display: flex; align-items: center; gap: 10px;"> <div style="border: 1px solid gray; padding: 5px; text-align: center;"> 7 0 0 0 Murrelektronik Standard </div> - <div style="border: 1px solid gray; width: 60px; height: 30px; background-color: #cccccc;"></div> - <div style="border: 1px solid gray; width: 60px; height: 30px; background-color: #cccccc;"></div> <div style="border: 1px solid gray; width: 60px; height: 30px; background-color: #cccccc;"></div> </div>									
		1	Form		2	Cable type		3	Cable length		
Notes											
		Accessories and technical data in chapter 1.10. Further cable lengths on request.									

Round plug connector M8

with open ended wires

Female straight



Approvals:

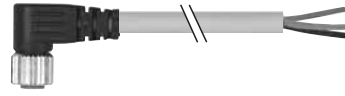
Round plug connector M8

1	Form	No.	08041	08061			
	Suppression/Circuit diagram	3-pole		4-pole			
	Contact layout	Female		Female			
2	Cable type	Jacket color			Jacket color		
	Wire diameter 0.25 mm ²	yellow	gray	black	yellow	gray	
	PVC	010	210	610	011	211	
	PUR/PVC	020	220	620	021	221	
	PUR (UL/CSA-listed)	030	230	630	031	231	
	Suitable for robot cable (irradiated)	050	250	650	051	251	
3	Cable length						
	1.5 m	0150					
	3.0 m	0300					
	5.0 m	0500					
	7.5 m	0750					
	10.0 m	1000					
	Your article no.						
	The composition of your article number is explained on page 1.1.2	<div style="display: flex; align-items: center; gap: 10px;"> <div style="border: 1px solid black; padding: 5px; text-align: center;"> 7 0 0 0 Murrelektronik Standard </div> - <div style="border: 1px solid black; width: 60px; height: 30px; background-color: #cccccc;"></div> - <div style="border: 1px solid black; width: 60px; height: 30px; background-color: #cccccc;"></div> - <div style="border: 1px solid black; width: 60px; height: 30px; background-color: #cccccc;"></div> </div>					
		1	Form		2	Cable type	
		3	Cable length				
Notes	Accessories and technical data in chapter 1.10. Further cable lengths on request.						

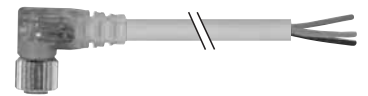
Round plug connector M8

with open ended wires

Female
90°



Female
90°, with LED



Approvals:

1		Form No.	08081	08101	08121						
Suppression/Circuit diagram		3-pole									
Contact layout		Female									
2		Cable type	Jacket color			Jacket color			Jacket color		
		Wire diameter 0.25 mm ²	yellow	gray	black	yellow	gray	black	yellow	gray	black
		PVC	010	210	610	011	211	611	010	210	610
		PUR/PVC	020	220	620	021	221	621	020	220	620
		PUR (UL/CSA-listed)	030	230	630	031	231	631	030	230	630
		Suitable for robot cable (irradiated)	050	250	650	051	251	651	050	250	650
3		Cable lengths									
		1.5 m	0150								
		3.0 m	0300								
		5.0 m	0500								
		7.5 m	0750								
		10.0 m	1000								
		Your article no.									
		The composition of your article number is explained on page 1.1.2									
			1 Form			2 Cable type			3 Cable length		
Notes		Accessories and technical data in chapter 1.10. Further cable lengths on request.									

Round plug connector M8

Round plug connector M8

for field wiring
with isolation displacement
technology

Male
straight



Female
straight



Approvals:

Round plug connector M8

1	Form	No.	08321	08341	08361	08381
	Suppression/Circuit diagram		3-pole	4-pole	3-pole	4-pole
	Wire diameter		0.25...0.5 mm ²	0.25...0.5 mm ²	0.25...0.5 mm ²	0.25...0.5 mm ²
	Contact layout		Male 	Male 	Female 	Female

Technical Data

Supply voltage	max. 32 V
Nominal current	max. 3 A
Voltage isolation	500 V
Conductor diameter	≥ 0.1 mm (DIN VDE 0812)
Outer wire diameter	1.2...1.6 mm
Outer cable diameter	4...5.1 mm
Wire isolation	PVC, PP, TPE
Connection frequency	10
Protection	IP67 when plugged and screwed down (DIN 40050)
Temperature range	-25...+85 °C
Combustibility class to UL 94	VO

Your article no.

The composition
of your article number
is explained
on page 1.1.2

<u>7</u> <u>0</u> <u>0</u> <u>0</u>	-	<u> </u> <u> </u> <u> </u> <u> </u>	-	<u>0</u> <u>0</u> <u>0</u>	<u>0</u> <u>0</u> <u>0</u> <u>0</u>
Murrelektronik Standard					

1 Form

Notes

Accessories and technical data in chapter 1.10.

Round plug connector M8

for field wiring
with isolation displacement
technology

Male
straight



Female
straight



1	Form	No.	08331	08351	08371	08391
	Suppression/Circuit diagram		3-pole	4-pole	3-pole	4-pole
	Wire diameter		0.14...0.34 mm ²	0.14...0.34 mm ²	0.14...0.34 mm ²	0.14...0.34 mm ²
	Contact layout		Male 	Male 	Female 	Female

Round plug connector M8

Technical Data

Supply voltage	max. 32 V
Nominal current	max. 4 A
Voltage isolation	500 V
Conductor diameter	≥ 0.1 mm (DIN VDE 0812)
Outer wire diameter	1.2...1.6 mm
Outer cable diameter	black gasket 3.2...4.4 mm, transparent gasket 4.2...5.4 mm
Wire isolation	PVC, PP, TPE
Connection frequency	10
Protection	IP67

Your article no.

The composition
of your article number
is explained
on page 1.1.2

7 0 0 0
Murrelektronik
Standard

1 Form

0 0 0

0 0 0 0

Notes

Accessories and technical data in chapter 1.10.

Round plug connector M8

for field wiring
with solder pins

Male
straight



Female
straight



Round plug connector M8

1

Form	No.	08401	08421	08481	08501
Suppression/Circuit diagram		3-pole	4-pole	3-pole	4-pole
Wire diameter		max. 0.25 mm ²	max. 0.25 mm ²	max. 0.25 mm ²	max. 0.25 mm ²
Contact layout		Male 	Male 	Female 	Female

Technical Data

Supply voltage	60 V AC/DC
Isolation group	category III to VDE 0110
Current / contact (40 °C)	max. 4 A
Wiring method	solder pins
Protection	IP67 when plugged and screwed down (DIN 40050)
Temperature range	-40...+85 °C
Clamping range: Cable exist	max. 5.0 mm

Your article no.

The composition of your article number is explained on page 1.1.2

7 0 0 0 - _ _ _ _ - 0 0 0 0 0 0 0
Murrelektronik Standard

1 Form

Notes

Accessories and technical data in chapter 1.10.

Round plug connector M8

for field wiring
with solder pins

Male
90°



Female
90°



1	Form	No.	08441	08461	08521	08541
	Suppression/Circuit diagram		3-pole	4-pole	3-pole	4-pole
	Wire diameter		max. 0.25 mm ²	max. 0.25 mm ²	max. 0.25 mm ²	max. 0.25 mm ²
	Contact layout		<p>Male</p>	<p>Male</p>	<p>Female</p>	<p>Female</p>
Technical Data						
	Supply voltage		60 V AC/DC			
	Isolation group		category III to VDE 0110			
	Current / contact (40 °C)		max. 4 A			
	Wiring method		solder pins			
	Protection		IP67 when plugged and screwed down (DIN 40050)			
	Temperature range		-40...+85 °C			
	Clamping range: Cable exist		max. 5.0 mm			
Your article no.						
	The composition of your article number is explained on page 1.1.2		<div style="border: 1px solid black; padding: 2px; display: inline-block;">7 0 0 0</div> - <div style="border: 1px solid black; padding: 2px; display: inline-block;">_ _ _ _</div> - <div style="border: 1px solid black; padding: 2px; display: inline-block;">0 0 0</div> <div style="border: 1px solid black; padding: 2px; display: inline-block; margin-left: 20px;">0 0 0 0</div>			
			1 Form			
Notes						
Accessories and technical data in chapter 1.10.						

Round plug connector M8

Connection cable
M8 - M8

Male
straight

Female
straight



Approvals:

Round plug connector M8

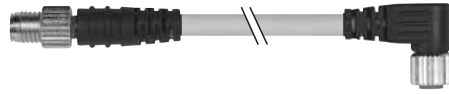
1	Form	No.	88001			88011		
	Suppression/Circuit diagram	3-pole						
	Contact layout							
2	Cable type	Jacket color			Jacket color			
	Wire diameter 0.25 mm²	yellow	gray	black	yellow	gray	black	
	PVC	010	210	610	011	211	611	
	PUR/PVC	020	220	620	021	221	621	
	PUR (UL/CSA-listed)	030	230	630	031	231	631	
Suitable for robot cable (irradiated)	050	250	650	051	251	651		
3	Cable length							
	0.3 m	0030						
	0.6 m	0060						
	1.0 m	0100						
	1.5 m	0150						
	2.0 m	0200						
Your article no.								
The composition of your article number is explained on page 1.1.2								
	Murrelektronik Standard		1 Form		2 Cable type		3 Cable length	
Notes								
Accessories and technical data in chapter 1.10. Further cable lengths on request.								

Round plug connector M8

Connection cable
M8 - M8

Male
straight

Female
90°



Approvals:

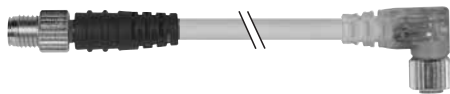
1		Form			No.			88021			88031								
Suppression/Circuit diagram		3-pole			4-pole														
Contact layout																			
2		Cable type			Jacket color			Jacket color											
Wire diameter 0.25 mm ²		yellow			gray			black			yellow			gray			black		
PVC		010			210			610			011			211			611		
PUR/PVC		020			220			620			021			221			621		
PUR (UL/CSA-listed)		030			230			630			031			231			631		
Suitable for robot cable (irradiated)		050			250			650			051			251			651		
3		Cable length																	
0.3 m		0030																	
0.6 m		0060																	
1.0 m		0100																	
1.5 m		0150																	
2.0 m		0200																	
Your article no.																			
The composition of your article number is explained on page 1.1.2																			
		Murrelektronik Standard																	
		1			Form			2			Cable type			3			Cable length		
Notes		Accessories and technical data in chapter 1.10. Further cable lengths on request.																	

Round plug connector M8

Connection cable
M8 - M8

Male
straight

Female
90°, with LED

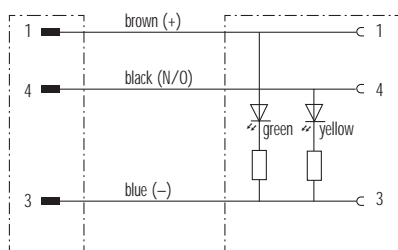


Approvals:

Round plug connector M8

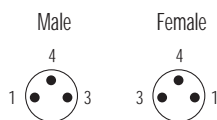
1	Form	No.	88041
----------	-------------	------------	--------------

Suppression/Circuit diagram **3-pole with 2 x LED (PNP)**



(NPN) on request

Contact layout



2	Cable type	Jacket color
----------	-------------------	---------------------

Wire diameter 0.25 mm ²	yellow	gray	black
PVC	010	210	610
PUR/PVC	020	220	620
PUR (UL/CSA-listed)	030	230	630
Suitable for robot cable (irradiated)	050	250	650

3	Cable length
----------	---------------------

0.3 m	0030
0.6 m	0060
1.0 m	0100
1.5 m	0150
2.0 m	0200

Your article no.

The composition of your article number is explained on page 1.1.2



Murrelektronik Standard

1 Form **2** Cable type **3** Cable length

Notes

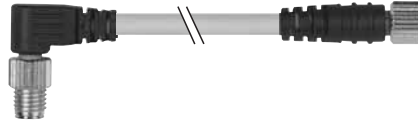
Accessories and technical data in chapter 1.10.
Further cable lengths on request.

Round plug connector M8

Connection cable
M8 - M8

Male
90°

Female
straight



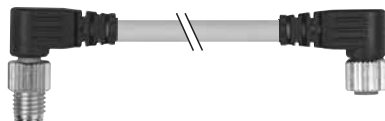
1	Form	No. 88061	88071					
	Suppression/Circuit diagram	3-pole	4-pole					
	Contact layout							
2	Cable type	Jacket color						
	Wire diameter 0.25 mm ²	yellow	gray	black	yellow	gray	black	
	PVC	010	210	610	011	211	611	
	PUR/PVC	020	220	620	021	221	621	
	PUR (UL/CSA-listed)	030	230	630	031	231	631	
	Suitable for robot cable (irradiated)	050	250	650	051	251	651	
3	Cable length							
	0.3 m	0030						
	0.6 m	0060						
	1.0 m	0100						
	1.5 m	0150						
	2.0 m	0200						
Your article no.								
The composition of your article number is explained on page 1.1.2	<div style="display: flex; align-items: center; gap: 10px;"> <div style="border: 1px solid black; padding: 5px; text-align: center;"> 7 0 0 0 Murrelektronik Standard </div> - <div style="border: 1px solid gray; width: 60px; height: 30px; background-color: #d3d3d3;"></div> - <div style="border: 1px solid gray; width: 60px; height: 30px; background-color: #d3d3d3;"></div> <div style="border: 1px solid gray; width: 60px; height: 30px; background-color: #d3d3d3;"></div> </div>							
	1	Form	2	Cable type	3	Cable length		
Notes								
	Accessories and technical data in chapter 1.10. Further cable lengths on request.							

Round plug connector M8

Connection cable
M8 - M8

Male
90°

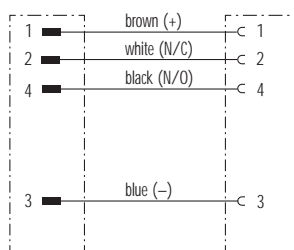
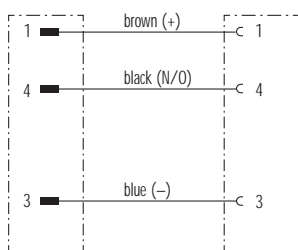
Female
90°



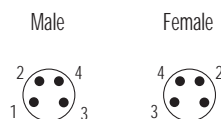
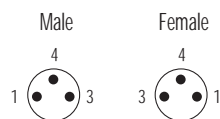
Round plug connector M8

1	Form	No.	88081	88091
----------	-------------	------------	--------------	--------------

Suppression/Circuit diagram	3-pole	4-pole
------------------------------------	---------------	---------------



Contact layout



2	Cable type	Jacket color	Jacket color
----------	-------------------	---------------------	---------------------

Wire diameter 0.25 mm ²	yellow	gray	black	yellow	gray	black
PVC	010	210	610	011	211	611
PUR/PVC	020	220	620	021	221	621
PUR (UL/CSA-listed)	030	230	630	031	231	631
Suitable for robot cable (irradiated)	050	250	650	051	251	651

3	Cable length
----------	---------------------

0.3 m	0030
0.6 m	0060
1.0 m	0100
1.5 m	0150
2.0 m	0200

Your article no.

The composition of your article number is explained on page 1.1.2



1	Form	2	Cable type	3	Cable length
----------	-------------	----------	-------------------	----------	---------------------

Notes

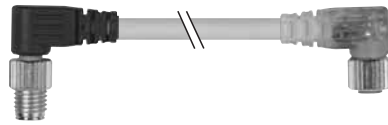
Accessories and technical data in chapter 1.10.
Further cable lengths on request.

Round plug connector M8

Connection cable
M8 - M8

Male
90°

Female
90°, with LED



Approvals:

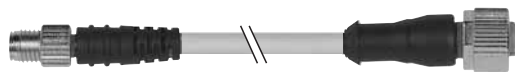
1	Form	No.	88101		
	Suppression/Circuit diagram	3-pole with 2 x LED (PNP)			
	Contact layout	<p>(NPN) on request</p>			
2	Cable type	Jacket color			
	Wire diameter 0.25 mm ²	yellow	gray	black	
	PVC	010	210	610	
	PUR/PVC	020	220	620	
	PUR (UL/CSA-listed)	030	230	630	
	Suitable for robot cable (irradiated)	050	250	650	
3	Cable length				
	0.3 m	0030			
	0.6 m	0060			
	1.0 m	0100			
	1.5 m	0150			
	2.0 m	0200			
	Your article no.				
	The composition of your article number is explained on page 1.1.2				
		1	Form	2	Cable type
		3	Cable length		
Notes					
	Accessories and technical data in chapter 1.10. Further cable lengths on request.				

Round plug connector M8

Connection cable
M8 - M12

Male
straight

Female
straight



Approvals:

Round plug connector M8

1	Form	No.	88241			
	Suppression/Circuit diagram	3-pole				
Contact layout						
2	Cable type	Jacket color				
	Wire diameter 0.25 mm²	yellow	gray	black		
	PVC	010	210	610		
	PUR/PVC	020	220	620		
	PUR (UL/CSA-listed)	030	230	630		
Suitable for robot cable (irradiated)	050	250	650			
3	Cable length					
	0.3 m	0030				
	0.6 m	0060				
	1.0 m	0100				
	1.5 m	0150				
	2.0 m	0200				
Your article no.						
The composition of your article number is explained on page 1.1.2						
		1	Form		2	
				2	Cable type	
				3	Cable length	
Notes						
		Accessories and technical data in chapter 1.10. Further cable lengths on request.				

Round plug connector M8

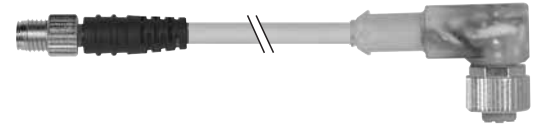
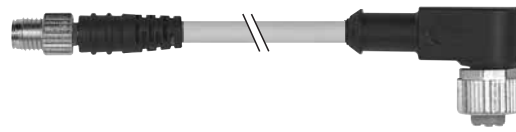
Connection cable
M8 - M12

Male
straight

Female
90°

Male
straight

Female
90°, with LED



Approvals:

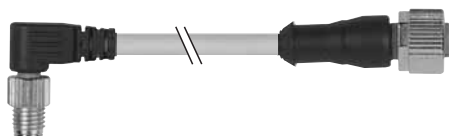
1 Form		No. 88261			No. 88281		
Suppression/Circuit diagram		3-pole			3-pole with 2 x LED (PNP)		
Contact layout							
2 Cable type		Jacket color			Jacket color		
Wire diameter 0.25 mm ²		yellow	gray	black	yellow	gray	black
PVC		010	210	610	010	210	610
PUR/PVC		020	220	620	020	220	620
PUR (UL/CSA-listed)		030	230	630	030	230	630
Suitable for robot cable (irradiated)		050	250	650	050	250	650
3 Cable length							
0.3 m		0030					
0.6 m		0060					
1.0 m		0100					
1.5 m		0150					
2.0 m		0200					
Your article no.							
The composition of your article number is explained on page 1.1.2							
		1 Form		2 Cable type		3 Cable length	
Notes		Accessories and technical data in chapter 1.10. Further cable lengths on request.					

Round plug connector M8

Connection cable
M8 - M12

Male
90°

Female
straight



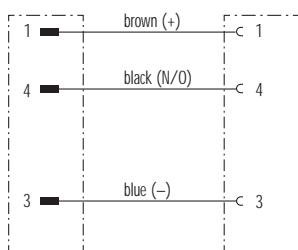
Approvals:



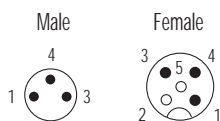
Round plug connector M8

1	Form	No.	88301		
----------	-------------	------------	--------------	--	--

Suppression/Circuit diagram	3-pole				
------------------------------------	---------------	--	--	--	--



Contact layout					
-----------------------	--	--	--	--	--



2	Cable type	Jacket color			
----------	-------------------	---------------------	--	--	--

Wire diameter 0.25 mm²	yellow	gray	black		
PVC	010	210	610		
PUR/PVC	020	220	620		
PUR (UL/CSA-listed)	030	230	630		
Suitable for robot cable (irradiated)	050	250	650		

3	Cable length				
----------	---------------------	--	--	--	--

0.3 m	0030				
0.6 m	0060				
1.0 m	0100				
1.5 m	0150				
2.0 m	0200				

Your article no.

The composition of your article number is explained on page 1.1.2

7 0 0 0 - **Murrelektronik Standard**

1 Form **2** Cable type **3** Cable length

Notes	
--------------	--

Accessories and technical data in chapter 1.10.
Further cable lengths on request.

Round plug connector M8

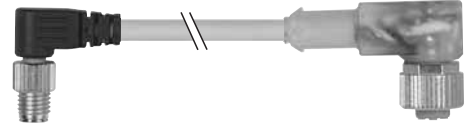
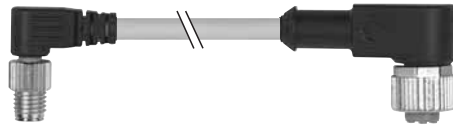
Connection cable
M8 - M12

Male
90°

Female
90°

Male
90°

Female
90°, with LED



Approvals:

1	Form	No.	88321			88341				
	Suppression/Circuit diagram		3-pole			3-pole with 2 x LED (PNP)				
Contact layout										
2	Cable type	Jacket color			Jacket color					
	Wire diameter 0.25 mm ²	yellow	gray	black	yellow	gray	black			
	PVC	010	210	610	010	210	610			
	PUR/PVC	020	220	620	020	220	620			
	PUR (UL/CSA-listed)	030	230	630	030	230	630			
Suitable for robot cable (irradiated)	050	250	650	050	250	650				
3	Cable length									
	0.3 m	0030								
	0.6 m	0060								
	1.0 m	0100								
	1.5 m	0150								
2.0 m	0200									
Your article no.										
The composition of your article number is explained on page 1.1.2		<div style="display: flex; align-items: center; gap: 10px;"> <div style="border: 1px solid gray; padding: 5px; text-align: center;"> 7 0 0 0 Murrelektronik Standard </div> - <div style="border: 1px solid gray; width: 60px; height: 30px; background-color: #cccccc;"></div> - <div style="border: 1px solid gray; width: 60px; height: 30px; background-color: #cccccc;"></div> </div>								
		1	Form		2	Cable type		3	Cable length	
Notes		Accessories and technical data in chapter 1.10. Further cable lengths on request.								

X-ON Electronics

Largest Supplier of Electrical and Electronic Components

Click to view similar products for [Sensor Cables / Actuator Cables](#) category:

Click to view products by [Murr Elektronik](#) manufacturer:

Other Similar products are found below :

[1300070444](#) [43-10984](#) [M83513/19-F01CP](#) [704000D02F120](#) [MDM15SH001K](#) [MDM25PH003BF222](#) [802027107404-1](#) [885030A09M010](#)
[885030A09M020](#) [1200650174](#) [1200651332](#) [1200651713](#) [1200660171](#) [1200660208](#) [1200660343](#) [1200660804](#) [1200660845](#) [1200660926](#)
[1200660977](#) [1200661173](#) [1200661354](#) [120066-1712](#) [1200720053](#) [1200720099](#) [1200720153](#) [1200720172](#) [1200720217](#) [1200720226](#)
[1200720251](#) [1200720285](#) [1200720296](#) [1200720404](#) [1200730148](#) [1200730378](#) [1200800231](#) [1200860112](#) [1200860121](#) [1200860125](#)
[1200860337](#) [1200860365](#) [1200860420](#) [1200870046](#) [1200870123](#) [1200870248](#) [1200980102](#) [1200660181](#) [1200660183](#) [1200660827](#)
[1200660849](#) [1200661170](#)