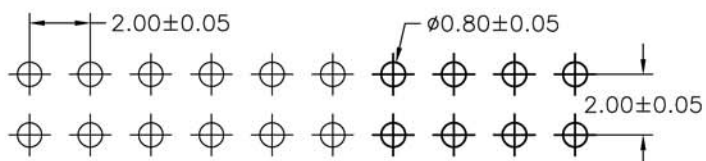
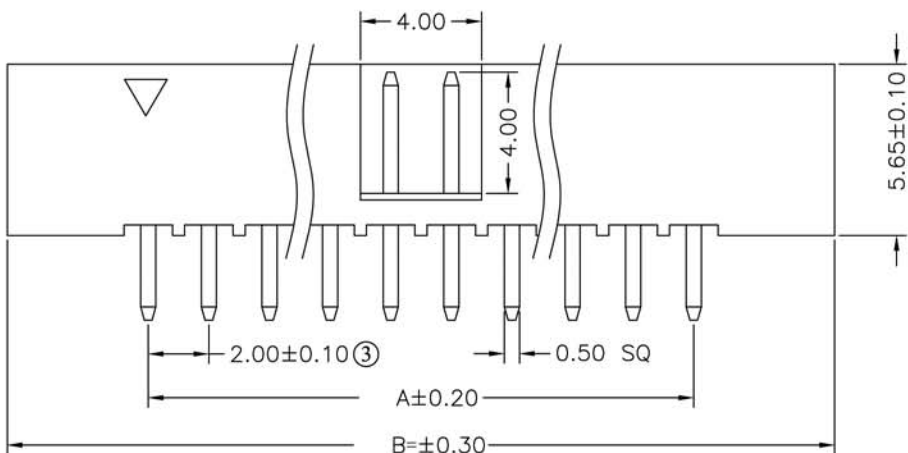
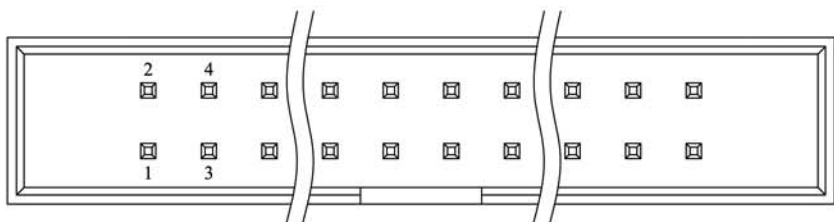


This document is the property of Amphenol Corporation and is delivered on the express condition that it is not to be disclosed, reproduced or used, in whole or in part, for the manufacture or sale by anyone other than Amphenol Corporation without its prior consent, and that no right is granted to disclose or to use any information in this document.



Recommended PCB Layout

No. of PINS	Dimension Information		No. of PINS	Dimension Information	
	A	B		A	B
06	4.00	13.34	36	34.00	43.34
08	6.00	15.34	38	36.00	45.34
10	8.00	17.34	40	38.00	47.34
12	10.00	19.34	42	40.00	49.34
14	12.00	21.34	44	42.00	51.34
16	14.00	23.34	46	44.00	53.34
18	16.00	25.34	48	46.00	55.34
20	18.00	27.34	50	48.00	57.34
22	20.00	29.34	52	50.00	59.34
24	22.00	31.34	54	52.00	61.34
26	24.00	33.34	56	54.00	63.34
28	26.00	35.34	58	56.00	65.34
30	28.00	37.34	60	58.00	67.34
32	30.00	39.34	62	60.00	69.34
34	32.00	41.34	64	62.00	71.34



**SPECIFICATIONS:**

Current Rating: 1.5AMP  
 Contact Resistance: 20mΩ Max  
 Insulation Resistance: 1000MΩ Min  
 Withstand Voltage: 500V AC/minute  
 Voltage rating data: 250V AC/rms 60HZ  
 Operation Temperature: -40°C to +105°C  
 Reflow Condition: 260±5°C, 5s

Contact: Brass  
 plating: See plating options  
 Insulator: High Temperature Thermoplastic  
 UL94V-0 Rated  
 Standard: PA6T+30%G.F

Note:  
 Recommended PCB thickness is 1.6mm~2.0mm

**T823 X XX XX XX 00 X EU**

Box Header  
 w/o Latch, 2.0pitch

Housing Color:  
 0: Grey  
 1: Black

No of Positions:  
 06: 6 positions  
 :  
 :  
 64: 64 positions

Plating Options:  
 A1: Gold Flash over 50u"Ni  
 A2: 15u" Gold over 50u"Ni  
 A3: 30u" Gold over 50u"Ni  
 A4: Gold flash/Tin over 50u"Ni  
 S1: 15u" Gold/Tin over 50u"Ni  
 SN: Full Tin over 50u"Ni

EU: RoHS  
 Compliant

Variation code  
 C=STD,PBT  
 2.8mm Pin tail  
 H=high Temp  
 Nylon 6T  
 L=LCP

Direction  
 S1=ST DIP  
 R1=R/A DIP

TOLERANCE (mm)	APPROVALS	DATE	TITLE	AMPHENOL Amphenol European Design Center	
X. ±0.3	DRAWN Stephane	2010/FEB/8	2.0 Box header Dip Stright Type	Scale N.A.	Sheet 1 of 1
X.X ±0.2	CHECKED Rob	2010/FEB/8			
X.XX ±0.15	APPROVED Rob	2010/FEB/8			
UNLESS OTHERWISE SPECIFIED	UNIT: mm	SIZE: A4	DRAWING N°	T823-XXXXXS100HEU	
					REV. B

## X-ON Electronics

Largest Supplier of Electrical and Electronic Components

*Click to view similar products for [Headers & Wire Housings](#) category:*

*Click to view products by [Amphenol](#) manufacturer:*

Other Similar products are found below :

[95000-104TRLF](#) [10135584-644402LF](#) [DF62W-EP2022PCA](#) [95000-106TRLF](#) [DF62W-2022SCA](#) [DF62W-EP2022PC](#) [2203348](#) [DF62W-2022SC](#) [1084018](#) [1029039](#) [1084017](#) [802-10-012-10-002000](#) [1112640](#) [1112639](#) [891-007-9SS-BST1T](#) [000-34000](#) [0008550134](#) [0009482033](#) [0009507031](#) [57102-F02-18ULF](#) [57102-S06-03LF](#) [57202-S52-04LF](#) [PCN6-15S-2.5E](#) [0039019024](#) [58102-G61-06LF](#) [582553-1](#) [0009485154](#) [0009508121](#) [0022285053](#) [0050291907](#) [018731A](#) [LY20-4P-DT1-P1E-BR](#) [02.125.8002.8](#) [60101931](#) [60598-1 \(Cut Strip\)](#) [M1625-3R/100](#) [61062-3](#) [61082-181009](#) [CSU011177004](#) [636-1427](#) [638009-1](#) [641938-9](#) [641991-4](#) [644168-1](#) [644827-2](#) [647662-1](#) [65039-019ELF](#) [65692-001LF](#) [65781-018](#) [65781-047](#)