


# DC/DC INVERTER PE-16

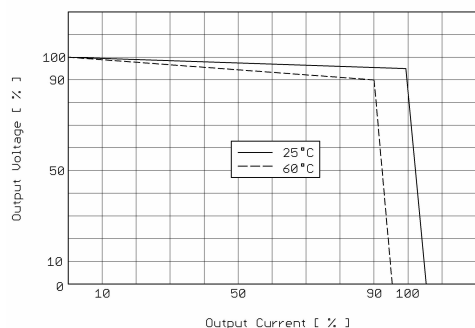
## 24V / 12V (13.8V) 150W

	<p>           Input voltage [VDC]: 20÷30            Output voltage [VDC]: 13,8            Power [W]: 150            Maximum continuous current [A]: 10            Overload protection [A]: 14            Short current protection: 16            Thermal protection: 70°C            Input overvoltage protection [V]: 15            Output overvoltage protection [V]: 32            Stand by current: &lt;25mA            Output voltage ripple: &lt;50mV            Input voltage ripple: &lt;50mV            Operating temperature: -25 ~ +55°C            Galvanic isolation: NO            Efficiency: 85%            Cooling type: Passive            Connection: M4 connector            Housing: Aluminum            IP protection: IP21            Dimensions LxBxH [mm]: 90x95x55            Weight [g]: 330            Safety: EN 60950            Emission: EN 55014-1            Immunity: EN 55014-2            Product code: 1016001         </p>
--	---

- decreasing voltage 24V/12V
- can be connected in parallel
- available in other output voltages (supplied to order)

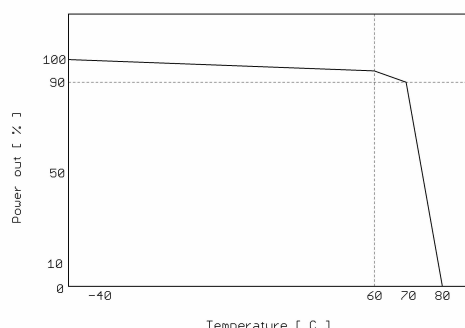


TYP. CURRENT LIMITED CURVE



PE series

DERATING CURVE



PE series

ISO 9001



## X-ON Electronics

Largest Supplier of Electrical and Electronic Components

*Click to view similar products for [Power Inverters](#) category:*

*Click to view products by [Azo Digital](#) manufacturer:*

Other Similar products are found below :

[PV-400FC](#) [PV550](#) [3SIP500012](#) [IPS-900 24V/230V](#) [SINUS600 24V](#) [PE-35](#) [PE-40](#) [PS-250](#) [3IPS100012](#) [TS-1500-224B](#) [ISI-500-148A](#) [TS-1000-224B](#) [TS400-124F](#) [TS200-112F](#) [TS400-224B](#) [TS-3000-112F](#) [TS200-224B](#) [TN-3000-124F](#) [TN-1500-248B](#) [IRC3\(10ft. Cable\)](#) [IPS-1000S 12V/230V ECO MODE](#) [IPS-1200S 24V/230V ECO MODE](#) [IPS-4000S 12V/230V ECO MODE](#) [IPS-800U 12V/230V](#) [3IPS030024](#) [3IPS40024](#) [3IPS050012](#) [SINUS-10000PRO 12V](#) [SINUS-850PRO 12V](#) [SINUSPRO-1000E](#) [3IPS050024](#) [3IPS100024](#) [3IPS500012](#) [3IPS500024](#) [3IPS651012](#) [3IPS651024](#) [3IPS912246](#) [3IPS912249](#) [RED-16 24/12V 16A](#) [RED-6 24/12V 6A](#) [DC-120 12/24V 4A](#) [DC PRO 200 24/12V 15A](#) [DC 200 24/12V 15A VER. 2](#) [DC-400 24/12V 30A](#) [DC PRO 400 24/12V 30A](#) [DC-600 24/12V 40A](#) [DC PRO 600 24/12V 45A](#) [3ZHP1LED34](#) [3ZHP1LED12](#) [3ZHP1LED24](#)