



Pololu 9V, 600mA Step-Down Voltage Regulator D24V6F9



Pololu step-down voltage regulator D24VxFx next to a 7805 voltage regulator in TO-220 package.

Overview

These buck (step-down) voltage regulators generate lower output voltages from input voltages as high as 42 V. They are switching regulators (also called switched-mode power supplies (SMPS) or DC-to-DC converters) and have a typical efficiency between 80% to 90%, which is much more efficient than linear voltage regulators, especially when the difference between the input and output voltage is large. This regulator is available with a fixed 3.3 V, 5 V, 9 V, or 12 V output, and two versions are available for each voltage, one with a 300 mA maximum output current (D24V3Fx) and one with a 600 mA maximum output current (D24V6Fx):

We also offer versions of this regulator with a user-adjustable output voltage:

The regulator has short-circuit protection, and thermal shutdown prevents damage from overheating. The board does not have reverse-voltage protection.


As alternatives, you might consider our newer 500 mA D24V5Fx buck regulators, which offer similar performance with much lower dropout voltages and higher efficiencies are very light loads. If you need more output current, consider our D15V35F5S3 and D15V70F5S3 3.3V/5V step-down voltage regulators, which can typically deliver a continuous 3.5 A and 7 A, respectively.

Features

- **Input voltage:** $[output\ voltage + dropout\ voltage]$ to 42 V (see below for more information on dropout voltage)
- **Fixed 3.3 V, 5 V, 9 V, or 12 V output** (depending on regulator version) with 4%

accuracy

- Maximum output current: 300 mA or 600 mA (depending on regulator version)
- 1.25 MHz switching frequency
- 2 mA typical no-load quiescent current (20 μ A typical quiescent current with SHDN = LOW)
- Integrated over-temperature and over-current shutoff
- Small size: 0.5" \times 0.4" \times 0.1" (13 mm \times 10 mm \times 3 mm)



Using the Regulator Connections

The buck regulator has four connections: shutdown (SHDN), input voltage (VIN), ground (GND), and output voltage (VOUT).


The SHDN pin can be driven low (under 0.3 V) to turn off the output and put the board into a low-power state that typically draws 20 μ A, and it can be driven high (above 2.3 V) to enable the board. If you do not need to use the shutdown feature, the SHDN pin can be directly connected to VIN to permanently enable the board. You should not leave this pin disconnected as this can result in unpredictable behavior.

The input voltage, VIN, should exceed VOUT by at least the regulator's dropout voltage (see below for graphs of dropout voltages as a function of the load), and you must ensure that noise on your input does not exceed the 42 V maximum. Additionally, please be wary of destructive LC spikes (see below for more information).

The output voltage, VOUT, is fixed and depends on the regulator version: the D24VxF3 version outputs 3.3 V, the D24VxF5 version outputs 5 V, the D24VxF9 version outputs 9 V, and the

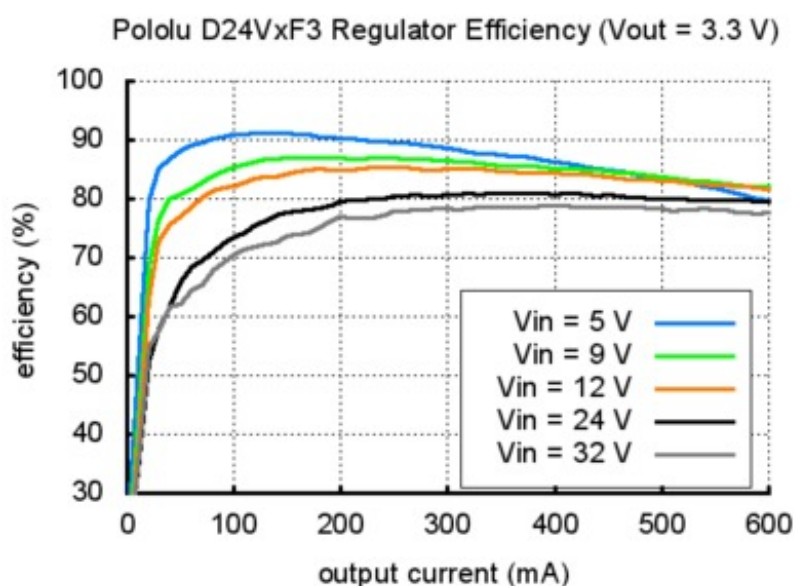
D24VxF12 version outputs 12 V.

The four connections are labeled on the back side of the PCB, and they are arranged with a 0.1" spacing along the edge of the board for compatibility with solderless breadboards, connectors, and other prototyping arrangements that use a 0.1" grid. You can solder wires directly to the board or solder in either the 4×1 straight male header strip or the 4×1 right-angle male header strip that is included.

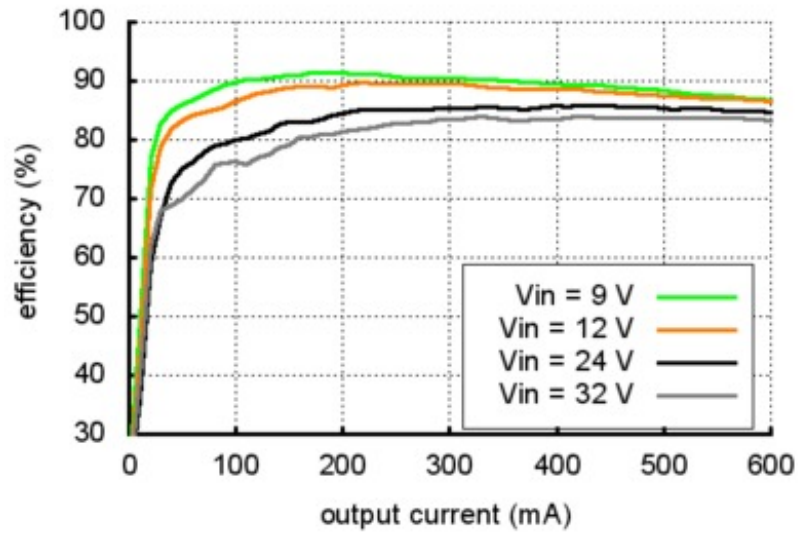


Typical Efficiency and Output Current

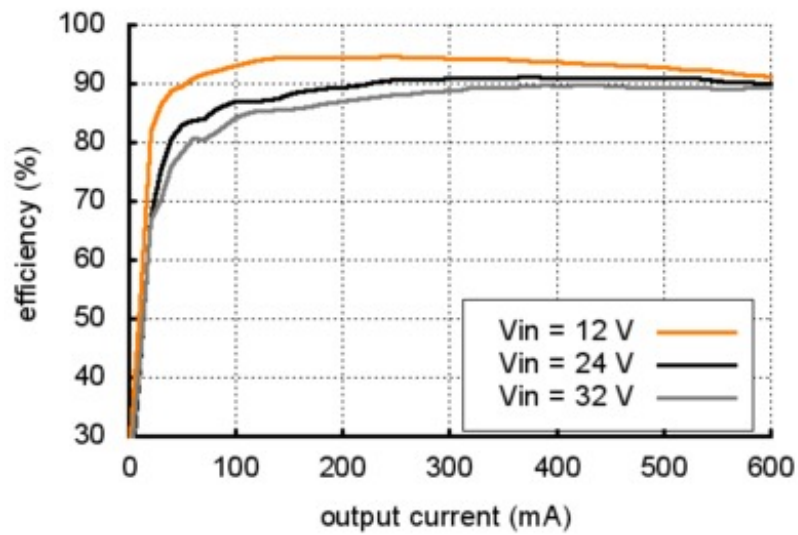
The efficiency of a voltage regulator, defined as (Power out)/(Power in), is an important measure of its performance, especially when battery life or heat are concerns. As shown in the graphs below, these switching regulators have typical efficiencies of 80% to 90%.

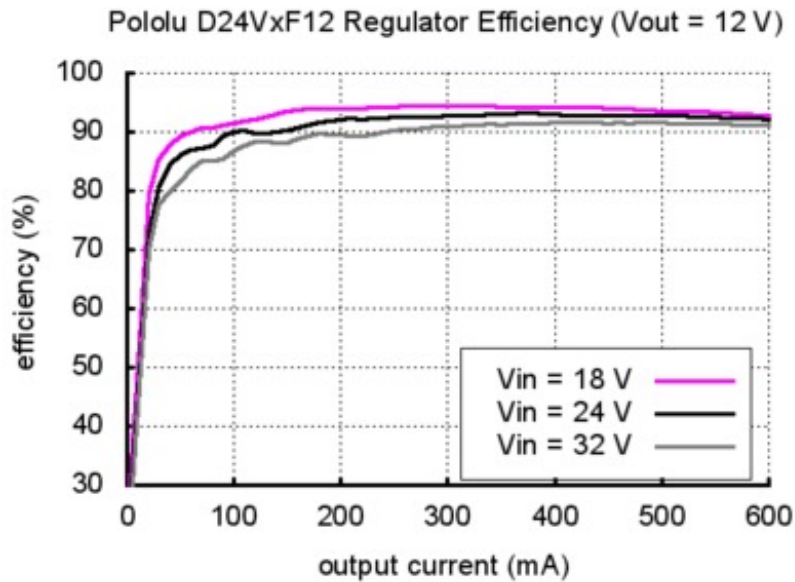


Pololu D24VxF5 Regulator Efficiency (Vout = 5 V)



Pololu D24VxF9 Regulator Efficiency (Vout = 9 V)

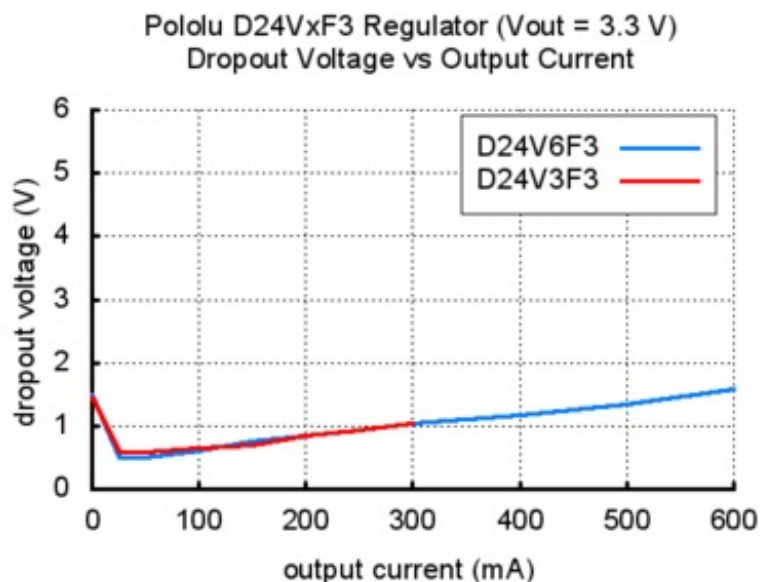




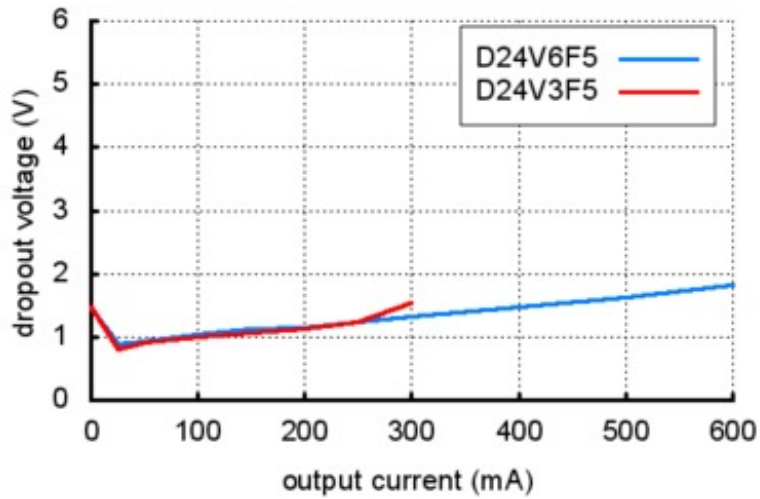
Note that the above graphs apply to both the 300 mA and 600 mA versions, which is why the x axis extends to 600 mA. You should not expect to get more than 300 mA from the 300 mA versions (D24V3Fx). These graphs and ones below do not apply to our newer 500 mA D24V5Fx buck regulators, which have different operating characteristics, including much lower dropout voltages.

Typical Dropout Voltage

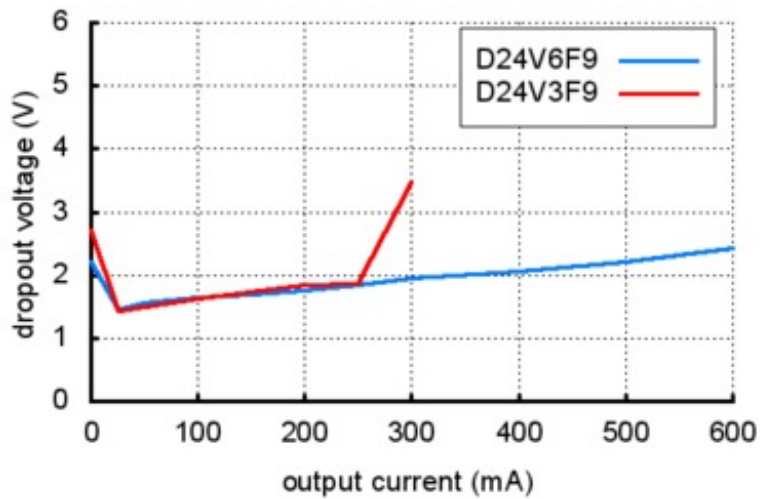
The dropout voltage of a step-down regulator is the minimum amount by which the input voltage must exceed the regulator's target output voltage in order to ensure the target output can be achieved. For example, if a 5 V regulator has a 1 V dropout voltage, the input must be at least 6 V to ensure the output is the full 5 V. The following graphs show the dropout voltages for the eight D24V3Fx and D24V6Fx regulators as a function of the output current:



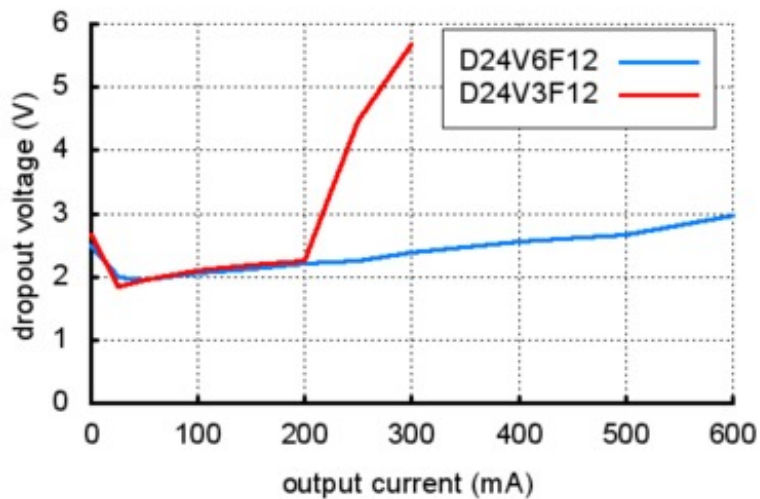
Pololu D24VxF5 Regulator (Vout = 5 V)
Dropout Voltage vs Output Current



Pololu D24VxF9 Regulator (Vout = 9 V)
Dropout Voltage vs Output Current



Pololu D24VxF12 Regulator (Vout = 12 V)
Dropout Voltage vs Output Current



As you can see from the last two graphs, the dropout voltage of the low-current 9 V and 12 V versions (D24V3F9 and D24V3F12) spikes as the output current nears the 300 mA limit. For similar regulators with much lower dropout voltages, please consider our newer 500 mA D24V5Fx

buck regulators.

LC Voltage Spikes

When connecting voltage to electronic circuits, the initial rush of current can cause voltage spikes that are much higher than the input voltage. If these spikes exceed the regulator's maximum voltage (42 V), the regulator can be destroyed. In our tests with typical power leads (~30" test clips), input voltages above 20 V caused spikes over 42 V. If you are connecting more than 20 V or your power leads or supply has high inductance, we recommend soldering a 33 μ F or larger electrolytic capacitor close to the regulator between VIN and GND. The capacitor should be rated for at least 50 V.

More information about LC spikes can be found in our application note, [Understanding Destructive LC Voltage Spikes](#).

[Documentation on producer website.](#)

X-ON Electronics

Largest Supplier of Electrical and Electronic Components

Click to view similar products for [Converter Modules](#) category:

Click to view products by [Pololu](#) manufacturer:

Other Similar products are found below :

[6V 1A STEP-DOWN D24V10F6](#) [7.5V 2.4A STEP-DOWN D24V22F7](#) [ADJUSTABLE BOOST REGULATOR 2.5-9.5V 4-25V](#)
[ADJUSTABLE STEP-DOWN REGULULATOR](#) [5V, 5.5A STEP-DOWN VOLT REG. D36V50F5](#) [9V, 5A STEP-DOWN VOLT REG. D36V50F9](#) [12V, 4.5A STEP-DOWN VOLT REG. D36V50F12](#) [D24V150F12](#) [D24V150F3](#) [D24V150F5](#) [D24V150F6](#) [D24V150F9](#)
[D24V25F3](#) [D24V25F6](#) [D24V25F7](#) [12V, 600MA STEP-DOWN VOLTAGE REGULATOR](#) [15V, 600MA STEP-DOWN VOLTAGE REGULATOR](#) [FIT0169](#) [POLOLU-2095](#) [POLOLU-2096](#) [POLOLU-2099](#) [POLOLU-2115](#) [POLOLU-2118](#) [POLOLU-2121](#) [POLOLU-2122](#)
[POLOLU-2123](#) [POLOLU-2562](#) [POLOLU-2568](#) [POLOLU-2572](#) [POLOLU-2577](#) [POLOLU-2841](#) [POLOLU-2842](#) [POLOLU-2866](#) [POLOLU-799](#) [2.5-7.5V ADJUSTABLE STEP-DOWN REGULATOR](#) [DFR0205](#) [FIT0172](#) [3.3V, 600MA STEP-DOWN VOLTAGE REGULATOR](#)
[3.3V, 6.5A STEP-DOWN VOLT REG. D36V50F3](#) [FIT0471](#) [DFR0379](#) [OKY3498-1](#) [OKY3498-2](#) [OKY3498-3](#) [OKY3501-2](#) [OKY3501-3](#)
[OKY3502-1](#) [OKY3502-4](#) [OKY3502-5](#) [OKY3502-6](#)