

## Metallic Liquidtight Cord and Cable Connectors

### T&B® Liquidtight Strain-Relief Cord Connectors



The T&B Steel Liquidtight Strain Relief Cord Connector is suited for most general control and power cable applications. This series features sturdy neoprene bushings and tapered hub threads.

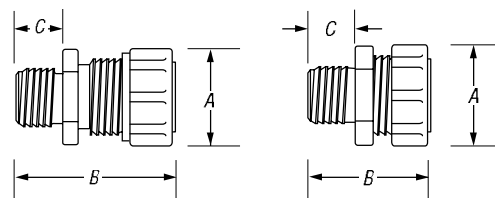


Fig. 1

Fig. 2



#### Application

- Provide means for passing a cord cable (armored or unarmored) into an enclosure, through a bulkhead or into a rigid conduit
- Form a mechanical grip and water- and/or oil-resistant seal for cord and unarmored or jacketed armored round cables
- Form a non-slip connection or termination for flexible cord, cable (armored or unarmored)
- Provide grounding continuity of cable armor

#### Cord & Cable Type

- S, SO, SV, ST, STD, SJ, SJO, SJT, SJTO, SVD

#### Features

- Extended range with superior strain relief
- Reduced overall size, fits into tighter spaces
- Gland nut designed to restrict cable bending

#### Materials

Body..... Cat. Nos. 2516–2519 — Steel  
 Cat. Nos. 2520–2596 — Malleable Iron or Die-Cast Zinc  
 2200 Series — Malleable Iron  
 Gland..... Steel  
 Bushing..... Neoprene

#### Environment Classification

Ordinary locations  
 Wet or dry locations  
 Fittings used in a trade size knockout requiring a NEMA 3R, 4, 6 or 13 listing require a 5262 Series sealing ring

UL Listed as liquidtight strain relief and outlet bushing, CSA certified watertight.

UL File No. E 13938

CSA File No. 589 & 4484

† UL not applicable.

\* Remove sufficient outer covering of cable to permit conductors to pass through connector body.

Complies with JIC standards.

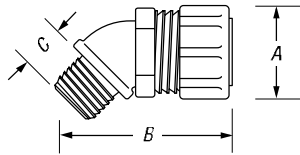
Temperature rating 105°C.

Suitable for hazardous locations use where general-purpose equipment is specifically permitted per NEC® Section 501-4(f).

CAT. NO.	CABLE SIZE (IN.)		HUB SIZE	THROAT DIA. (MIN.)	FIG.	DIMENSIONS (IN.)			BUSHING PART NO.	GLAND-NUT MODEL NO.	RETAINER MODEL NO.	BODY MODEL NO.
	RANGE	MIN.-MAX.				A	B	C				
2516†	.060–.125		¼"	⅜"	2	⅜"	1 1/16"	1 1/2"	035-73377-5	035-73377-3	035-73377-9	035-73377-1
2517†	.120–.250		¼"	⅜"	2	1 1/16"	1 1/16"	1 1/2"	035-73377-6	035-73377-3	035-73377-9	035-73377-1
2518†	.060–.150		⅜"	⅜"	2	⅜"	1 1/2"	1 1/2"	035-73377-7	035-73377-4	035-73377-9	035-73377-2
2519†	.150–.300		⅜"	⅜"	2	⅜"	1 1/2"	1 1/2"	035-73377-8	035-73377-4	035-73377-9	035-73377-2
2520	.125–.250		½"	⅜"	1	1 1/2"	1 1/2"	1 1/2"	053-71411-1	053-71411-37	035-72735-1	053-71411-43
2521	.250–.375		½"	⅜"	1	1 1/2"	1 1/2"	1 1/2"	053-71411-2	053-71411-37	035-72735-1	053-71411-43
2522	.375–.500		½"	⅜"	1	1 1/2"	1 1/2"	1 1/2"	053-71411-3	053-71411-37	035-72735-2	053-71411-43
2523	.450–.560		½"	⅜"	1	1 1/2"	1 1/2"	1 1/2"	053-71411-4	053-71411-37	035-72735-2	053-71411-43
2524*	.500–.625		½"	⅜"	1	1 1/2"	1 1/2"	1 1/2"	053-71411-59	053-71411-38	035-72735-3	033-72259-21
2525*	.625–.750		½"	⅜"	1	1 1/2"	1 1/2"	1 1/2"	053-71411-60	053-71411-38	035-72735-3	033-72259-21
2530	.125–.250		¾"	1 1/16"	1	1 1/2"	1 1/2"	1 1/2"	033-72259-1	053-71411-38	035-72735-4	053-71411-44
2531	.250–.375		¾"	1 1/16"	1	1 1/2"	1 1/2"	1 1/2"	053-71411-5	053-71411-38	035-72735-4	053-71411-44
2532	.375–.500		¾"	1 1/16"	1	1 1/2"	1 1/2"	1 1/2"	053-71411-58	053-71411-38	035-72735-4	053-71411-44
2534	.500–.625		¾"	1 1/16"	1	1 1/2"	1 1/2"	1 1/2"	053-71411-59	053-71411-38	035-72735-3	053-71411-44
2535	.625–.750		¾"	1 1/16"	1	1 1/2"	1 1/2"	1 1/2"	053-71411-60	053-71411-38	035-72735-3	053-71411-44
2536*	.750–.880		¾"	1 1/16"	1	1 1/2"	1 1/2"	1 1/2"	053-71411-61	053-71411-39	035-72735-5	033-72259-22
2541	.250–.375		1"	1 1/16"	1	1 1/2"	1 1/2"	1 1/2"	053-71411-5	053-71411-38	035-72735-4	053-71411-45
2542	.375–.500		1"	1 1/16"	1	1 1/2"	1 1/2"	1 1/2"	053-71411-58	053-71411-38	035-72735-4	053-71411-45
2544	.500–.625		1"	1 1/16"	1	1 1/2"	1 1/2"	1 1/2"	053-71411-59	053-71411-38	035-72735-3	053-71411-45
2545	.625–.750		1"	1 1/16"	1	1 1/2"	1 1/2"	1 1/2"	053-71411-60	053-71411-38	035-72735-3	053-71411-45
2546	.750–.880		1"	1 1/16"	1	1 1/2"	1 1/2"	1 1/2"	053-71411-61	053-71411-39	035-72735-5	053-71411-46
2547	.875–.985		1"	1 1/16"	1	1 1/2"	1 1/2"	1 1/2"	053-71411-62	053-71411-39	035-72735-5	053-71411-46
2548*	.880–1.065		1"	1 1/16"	1	2 1/16"	2 1/16"	2 1/2"	053-71411-63	053-71411-40	035-72735-6	033-72259-23
2549*	1.065–1.205		1"	1 1/16"	1	2 1/16"	2 1/16"	2 1/2"	053-71411-64	053-71411-40	035-72735-6	033-72259-23
2558	.880–1.065		1 1/8"	1 1/4"	1	2 1/2"	2 1/2"	2 1/2"	053-71411-63	053-71411-40	035-72735-6	053-71411-47
2559	1.065–1.205		1 1/8"	1 1/4"	1	2 1/2"	2 1/2"	2 1/2"	053-71411-64	053-71411-40	035-72735-6	053-71411-47
2556*	1.187–1.375		1 1/2"	1 1/4"	1	2 1/2"	2 1/2"	2 1/2"	053-71411-18	053-71411-41	035-72735-7	033-72259-24
2557*	1.375–1.485		1 1/2"	1 1/4"	1	2 1/2"	2 1/2"	2 1/2"	033-72259-2	053-71411-41	035-72735-7	033-72259-24
2562	.812–1.000		1 1/2"	1 1/8"	1	2 1/2"	2 1/2"	2 1/2"	033-72259-3	053-71411-41	035-72735-7	053-71411-48
2563	1.000–1.187		1 1/2"	1 1/8"	1	2 1/2"	2 1/2"	2 1/2"	053-71411-17	053-71411-41	035-72735-7	053-71411-48
2564	1.187–1.375		1 1/2"	1 1/8"	1	2 1/2"	2 1/2"	2 1/2"	053-71411-18	053-71411-41	035-72735-7	053-71411-48
2565*	1.375–1.625		1 1/2"	1 1/8"	1	2 1/2"	2 1/2"	2 1/2"	053-71411-65	053-71411-42	035-72735-8	033-72259-25
2573	1.125–1.375		2"	1 1/8"	1	2 1/2"	2 1/2"	2 1/2"	053-71411-66	053-71411-42	035-72735-8	053-71411-49
2574	1.375–1.625		2"	1 1/8"	1	2 1/2"	2 1/2"	2 1/2"	053-71411-65	053-71411-42	035-72735-8	053-71411-49
2575	1.625–1.875		2"	1 1/8"	1	2 1/2"	2 1/2"	2 1/2"	053-71411-67	053-71411-42	035-72735-8	053-71411-49
2576*	1.750–1.965		2"	1 1/8"	1	3 1/2"	3 1/2"	3 1/2"	033-72259-5	033-72259-17	035-72735-9	033-72259-26
2577*	1.937–2.187		2"	1 1/8"	1	3 1/2"	3 1/2"	3 1/2"	033-72259-6	033-72259-17	035-72735-9	033-72259-26
2584	1.750–1.965		2 1/2"	2"	1	3 1/2"	3 1/2"	3 1/2"	033-72259-5	033-72259-17	035-72259-14	033-72259-27
2585	1.937–2.187		2 1/2"	2"	1	3 1/2"	3 1/2"	3 1/2"	033-72259-6	033-72259-18	033-72259-14	033-72259-27
2586*	2.156–2.360		2 1/2"	2 1/2"	1	3 1/2"	4 1/4"	1 1/2"	033-72259-7	033-72259-19	033-72259-15	033-72259-28
2587*	2.350–2.565		2 1/2"	2 1/2"	1	3 1/2"	4 1/4"	1 1/2"	033-72259-8	033-72259-19	033-72259-15	033-72259-28
2592	2.156–2.360		3"	2 1/2"	1	3 1/2"	4 1/4"	1 1/2"	033-72259-7	033-72259-19	033-72259-15	033-72259-29
2593	2.350–2.565		3"	2 1/2"	1	3 1/2"	4 1/4"	1 1/2"	033-72259-8	033-72259-19	033-72259-15	033-72259-29
2594	2.535–2.750		3"	2 1/2"	1	3 1/2"	4 1/4"	1 1/2"	033-72259-9	033-72259-19	033-72259-15	033-72259-29
2595*	2.735–2.985		3"	2 1/2"	1	4 1/16"	4 1/16"	1 1/8"	033-72259-10	033-72259-20	033-72259-16	033-72259-30
2596*	2.970–3.220		3"	2 1/2"	1	4 1/16"	4 1/16"	1 1/8"	033-72259-11	033-72259-20	033-72259-16	033-72259-30

## Metallic Liquidtight Cord and Cable Connectors

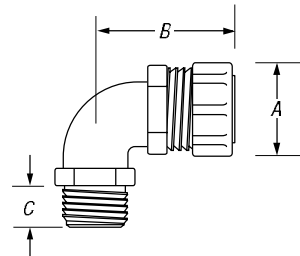
### Liquidtight Strain-Relief Connectors — 45°



For wire mesh grips, refer to page E-142.

CAT. NO.	CABLE-SIZE MIN.-MAX. (IN.)	HUB SIZE	DIMENSIONS (IN.)			THROAT DIA.
			A	B	C	
2200	.125-.250	1/2"	1 1/8	1 3/32	9/16	37/64
2201	.250-.375	1/2"	1 1/8	1 3/32	9/16	37/64
2202	.375-.500	1/2"	1 1/8	1 3/32	9/16	37/64
2203	.450-.560	1/2"	1 1/8	1 3/32	9/16	37/64
2204*	.500-.625	1/2"	1 3/8	1 13/32	9/16	37/64
2205*	.625-.750	1/2"	1 3/8	1 13/32	9/16	37/64
2206	.125-.250	3/4"	1 3/8	1 13/32	5/8	29/32
2207	.250-.375	3/4"	1 3/8	1 13/32	5/8	29/32
2208	.375-.500	3/4"	1 3/8	1 13/32	5/8	29/32
2209	.500-.625	3/4"	1 3/8	1 13/32	5/8	29/32
2210	.625-.750	3/4"	1 3/8	1 13/32	5/8	29/32
2211*	.750-.880	3/4"	1 11/16	1 1/2	1 1/2	3/4
2213	.375-.500	1"	1 3/8	1 1/2	29/32	19/16
2214	.500-.625	1"	1 3/8	1 1/2	29/32	19/16
2215	.625-.750	1"	1 3/8	1 1/2	29/32	19/16
2216	.750-.875	1"	1 11/16	1 13/32	29/32	19/16
2217*	.875-.985	1"	1 11/16	1 13/32	29/32	19/16
2218*	.880-1.065	1"	2 1/16	1 31/32	29/32	19/16
2219*	1.065-1.205	1"	2 1/16	1 31/32	29/32	19/16
2220*	.880-1.065	1 1/4"	2 1/16	1 29/32	1 3/16	1 1/16
2221*	1.065-1.205	1 1/4"	2 1/16	1 29/32	1 3/16	1 1/16
2222*	1.187-1.375	1 1/4"	2 1/16	2 1/4	1 3/16	1 1/16
2223*	1.375-1.485	1 1/4"	2 1/16	2 1/4	1 3/16	1 1/16

### Liquidtight Strain-Relief Connectors — 90°



CAT. NO.	CABLE-SIZE MIN.-MAX. (IN.)	HUB SIZE	DIMENSIONS (IN.)			THROAT DIA.
			A	B	C	
2268	.250-.375	1/2"	1 1/8	1 23/32	5/8	19/32
2269	.375-.500	1/2"	1 1/8	1 23/32	5/8	19/32
2270	.450-.560	1/2"	1 1/8	1 23/32	5/8	19/32
2250*	.500-.625	1/2"	1 3/8	1 11/16	9/16	39/64
2251*	.625-.750	1/2"	1 3/8	1 11/16	9/16	39/64
2252	.125-.250	3/4"	1 3/8	1 3/4	1/2	29/32
2271	.250-.375	3/4"	1 3/8	1 3/8	1/2	29/32
2272	.375-.500	3/4"	1 3/8	1 3/8	1/2	29/32
2273	.500-.625	3/4"	1 3/8	1 3/8	1/2	29/32
2274*	.620-.750	3/4"	1 3/8	1 3/8	1/2	29/32
2253*	.750-.880	3/4"	1 11/16	1 31/32	9/16	29/32
2254	.375-.500	1"	1 3/8	2	29/32	1
2255	.500-.625	1"	1 3/8	2	29/32	1
2256*	.625-.750	1"	1 3/8	2	29/32	1
2275	.750-.875	1"	1 11/16	2	5/8	1
2276	.875-.985	1"	1 11/16	2	5/8	1
2257*	.880-1.065	1"	2 1/16	2 21/32	29/32	1 1/16
2258*	1.065-1.205	1"	2 1/16	2 21/32	29/32	1 1/16
2277	.880-1.065	1 1/4"	2 1/16	2 1/8	1 11/16	1 1/16
2278	1.065-1.205	1 1/4"	2 1/16	2 1/8	1 11/16	1 1/16
2279*	1.187-1.375	1 1/4"	2 1/16	2 13/16	1 3/16	1 1/32
2280*	1.375-1.485	1 1/4"	2 1/16	2 13/16	1 3/16	1 1/32
2281	.812-1.000	1 1/2"	2 3/16	2 1/8	1 3/16	1 1/32
2282	1.000-1.187	1 1/2"	2 3/16	2 1/8	1 3/16	1 1/32
2283*	1.187-1.375	1 1/2"	2 3/16	2 1/8	1 3/16	1 1/32
2284	1.125-1.375	2"	2 25/32	3 1/4	2 1/32	1 3/32
2285	1.375-1.625	2"	2 25/32	3 1/4	2 1/32	1 3/32
2286	1.625-1.875	2"	2 25/32	3 1/4	2 1/32	1 3/32

UL Listed as liquidtight strain relief and outlet bushing. CSA certified watertight.

UL File No. E 13938

CSA File No. 589 & 4484

\* UL not applicable.

\* Remove sufficient outer covering of cable to permit conductors to pass through connector body.

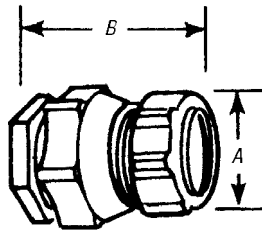
Complies with JIC standards.

Temperature rating 105° C.

Suitable for hazardous locations use where general-purpose equipment is specifically permitted per NEC®.

## Metallic Liquidtight Cord and Cable Connectors

### CHASE® Liquidtight Cord Connectors



CAT. NO.	CABLE SIZE RANGE SIZE (IN.)	THROAT DIA.	CORD RANGE	DIMENSIONS (IN.)	
				A	B
2631	.125-.250	1/2"	3/16"	1 1/16"	1 3/8"
2632	.250-.375	1/2"	3/16"	1 1/16"	1 3/8"
2633	.375-.500	1/2"	3/16"	1 1/16"	1 3/8"
2634	.450-.560	1/2"	3/16"	1 1/16"	1 3/8"
2637	.125-.250	3/4"	25/32"	1 1/16"	1 3/4"
2638	.250-.375	3/4"	25/32"	1 1/16"	1 3/4"
2639	.375-.500	3/4"	25/32"	1 1/16"	1 3/4"
2640	.500-.625	3/4"	25/32"	1 1/16"	1 3/4"
2641	.625-.750	3/4"	25/32"	1 1/16"	1 3/4"
2646	.500-.625	1"	1"	1 3/8"	1 13/16"
2647	.625-.750	1"	1"	1 3/8"	1 13/16"
2648	.750-.880	1"	1"	1 3/8"	1 13/16"

Suitable for hazardous locations use in Class I, Div. 2; Class II, Div. 1 and 2; Class III, Div. 1 and 2, where general-purpose equipment is specifically permitted per NEC® Section 500-2(a).

Complete with O-Ring seal and nylon insulated throat and neoprene bushing.

UL Listed as liquidtight strain relief and outlet bushing. CSA certified watertight.

Temperature Rating: 105° C UL File No. E 13938

CSA File No. 589. CHASE® Liquidtight Cord Connectors are ideal for installation where space is limited inside the enclosure.

### Multi-Hole Flexible Cord and Cable Connectors



CAT. NO.	HUB SIZE (IN.)	DIA. NO.	CORD DIA. (IN.)
2520-2	1/2"	2	.220
2530-2	3/4"	2	.220
2531-2	3/4"	2	.260
2531-3	3/4"	3	.260
2541-2	1"	2	.300
2542-2	1"	2	.375
2540-3	1"	3	.225
2541-3	1"	3	.300
2540-4	1"	4	.220
2555-2	1 1/4"	2	.500

**Note:** Range of cord dia. ±.010.

In many applications, you have only room for one fitting but you need to run two cables (for example, proximity switches). Now you can provide strain relief and liquidtight protection with T&B's new multi-hole liquidtight strain relief connectors. With the ever-increasing number of signal cables, now you have a solution to the problem of how to strain relieve multiple cables in one fitting.

## X-ON Electronics

Largest Supplier of Electrical and Electronic Components

*Click to view similar products for [Mounting Hardware category](#):*

*Click to view products by [ABB manufacturer](#):*

Other Similar products are found below :

[60687-01 LOCK WASHER Black](#) [627](#) [M3783-7001](#) [7717-139N](#) [7717-8DAP](#) [8351-832-A-24](#) [FPK-02-R10](#) [1-18023-0](#) [HD7-1](#) [R501-000-021](#)  
[1404-0016-78](#) [154-006](#) [155-012](#) [1566](#) [1566](#) [BR16A](#) [195-003](#) [195-004](#) [195-012](#) [197-092](#) [21899-3](#) [1671](#) [194-001](#) [195-010](#) [AMCPJ51](#) [2193](#)  
[2518](#) [448192-2](#) [4658](#) [4665](#) [4668](#) [4731](#) [BVX-BCK](#) [561-T001](#) [LDIN30](#) [4637](#) [4640](#) [4674](#) [1-18023-2](#) [1-18023-7](#) [63291-01 SMALL](#)  
[PATTERN HEX NUT](#) [70001938](#) [70001953](#) [613](#) [616](#) [20607-1](#) [1585888-1](#) [2547](#) [90100002-1SW](#) [81517301](#)