

















CF78.UL
PUR
6,8-7,5xd

PUR Control cable | CF78.UL














- for high load requirements
- PUR outer jacket
- shielded
- oil-resistant and coolant-resistant
- flame-retardant
- notch-resistant
- PVC-free/halogen-free

	Conductor	Fine-wire stranded conductor consisting of bare copper wires (following EN 60228).
	Core insulation	Mechanically high-quality TPE mixture.
	Core stranding	Number of cores < 12: cores stranded in a layer with short pitch length. Number of cores ≥ 12: cores combined in bundles and stranded together around a centre for high tensile stresses with adapted, short pitch lengths and pitch directions, especially low-torsion structure.
	Core identification	Cores < 0,5 mm²: Colour code in accordance with DIN 47100 Cores ≥ 0,5 mm²: cores black with white numerals, one core green-yellow
	Inner jacket	PUR mixture adapted to suit the requirements in energy chains®.
	Overall shield	Bending-resistant braiding made of tinned copper wires. Coverage approx. 55% linear, approx. 80% optical.
	Outer jacket	Low-adhesion, highly abrasion-resistant mixture on the basis of PUR, adapted to suit the requirements in energy chains® (following DIN VDE 0282 Part 10). Colour: Window grey (similar to RAL 7040)
	Bending radius	moved < 10 m travel moved minimum 6,8 x d ≥ 10 m travel moved minimum 7,5 x d fixed minimum 4 x d
	Temperature	moved -35 °C to +80 °C fixed -40 °C to +80 °C
	v max.	10 m/s, 5 m/s
	unsupported/gliding	
	a max.	80 m/s²
	Travel distance	Freely suspended travel distances and up to 100 m for gliding applications, Class 4
	UV-resistant	Medium
	Nominal voltage	Number of cores < 12: 300/500 V Number of cores < 12 (0,25-0,34): 300/300 V Number of cores ≥ 12: 300/300 V (following DIN VDE 0245)
	Testing voltage	2000 V (following DIN VDE 0281-2).

MINIFLEX® CF78.UL
Image exemplary.

CF78.UL
PUR
6,8-7,5xd

Class 5.4.3 (5 high load requirements 4 travel distance up to 100 m 3 oil-resistant)

	Oil	Oil-resistant (following DIN EN 50363-10-2), Class 3.
	Offshore	MUD-resistant following NEK 606 – status 2009.
	Flame-retardant	According to IEC 60332-1-2, CEI 20-35, FT1, VW-1
	Silicon-free	Free from silicon which can affect paint adhesion (following PV 3.10.7 – status 1992).
	Halogen-free	Following EN 50267-2-1
	UL/CSA	< 0,5 mm²: Style 10493 and 20233, 300 V, 80 °C ≥ 0,5 mm²: Style 11323 and 21223, 1000 V, 80 °C
	NFPA	Following NFPA 79-2012 chapter 12.9
	CEI	Following CEI 20-35
	CE	Following 2006/95/EG
	Lead free	Following 2011/65/EC (RoHS-II)
	Clean room	According to ISO Class 1. Outer jacket material complies with CF77.UL.05.12.D, tested by IPA according to standard 14644-1
	CTP	Certified according to N° C-DE.PB49.V.00396
	EAC	Certified according to N° TC RU C-DE.ME77.B.00960

New! Guaranteed lifetime for this series according to the "chainflex® guarantee club" conditions ► Page 22-25

Double strokes*	Temperature, from/to [°C]	Travel distance [m]	5 million		7,5 million		10 million	
			R min. [factor x d]	R min. [factor x d]	R min. [factor x d]	R min. [factor x d]	R min. [factor x d]	R min. [factor x d]
			< 10 m	≥ 10 m	< 10 m	≥ 10 m	< 10 m	≥ 10 m
	-35 / -25		8,5	10	9,5	11	10,5	12
	-25 / +70	≤ 100	6,8	7,5	7,5	8,5	8,5	9,5
	+70 / +80		7,5	7,5	9,5	11	10,5	12

* higher number of double strokes possible

Typical application area

- for high load requirements
- almost unlimited resistance to oil
- indoor and outdoor applications with average sun radiation
- freely suspended travel distances and up to 100 m for gliding applications
- Machining units/machine tools, storage and retrieval units for high-bay warehouses, packaging industry, quick handling, refrigerating sector





Image exemplary.

Delivery program Part No.	Number of cores and conductor nominal cross section [mm ²]	External diameter max. [mm]	Copper index [kg/km]	Weight [kg/km]
CF78.UL.05.04	(4 G 0,5)C	8,0	40	79
CF78.UL.05.05	(5 G 0,5)C	8,5	48	94
CF78.UL.05.07	(7 G 0,5)C	9,5	62	123
CF78.UL.05.09	(9 G 0,5)C	11,0	81	148
CF78.UL.05.12	(12 G 0,5)C	12,5	97	207
CF78.UL.05.18	(18 G 0,5)C	14,0	156	257
CF78.UL.05.25	(25 G 0,5)C	16,0	180	366
CF78.UL.07.03	(3 G 0,75)C	8,0	44	79
CF78.UL.07.04	(4 G 0,75)C	8,5	52	99
CF78.UL.07.05	(5 G 0,75)C	9,5	64	108
CF78.UL.07.07	(7 G 0,75)C	10,5	87	146
CF78.UL.07.12	(12 G 0,75)C	13,5	145	252
CF78.UL.07.18	(18 G 0,75)C	16,0	207	367
CF78.UL.07.36	(36 G 0,75)C	21,5	416	728
CF78.UL.07.42	(42 G 0,75)C	23,5	489	800
CF78.UL.10.03	(3 G 1,0)C	8,5	53	90
CF78.UL.10.04	(4 G 1,0)C	9,0	65	107
CF78.UL.10.05	(5 G 1,0)C	9,5	78	124
CF78.UL.10.07	(7 G 1,0)C	11,0	110	170
CF78.UL.10.12	(12 G 1,0)C	14,5	178	307
CF78.UL.10.18	(18 G 1,0)C	17,0	256	424
CF78.UL.10.25	(25 G 1,0)C	19,5	347	567
CF78.UL.15.03	(3 G 1,5)C	9,5	72	133
CF78.UL.15.04	(4 G 1,5)C	10,0	90	139
CF78.UL.15.05	(5 G 1,5)C	10,5	115	166
CF78.UL.15.07	(7 G 1,5)C	12,5	153	226
CF78.UL.15.12	(12 G 1,5)C	16,5	249	403
CF78.UL.15.18	(18 G 1,5)C	19,0	368	564
CF78.UL.15.25	(25 G 1,5)C	22,5	495	755
CF78.UL.15.36	(36 G 1,5)C	26,5	715	1147
CF78.UL.15.42	(42 G 1,5)C	29,5	884	1360
CF78.UL.25.04	(4 G 2,5)C	11,5	148	212
CF78.UL.25.05	(5 G 2,5)C	12,5	177	247
CF78.UL.25.07	(7 G 2,5)C	14,5	245	350
CF78.UL.40.04	(4 G 4,0)C	14,0	217	342

Note: The mentioned external diameters are maximum values and may tend toward lower tolerance limits.
 G = with green-yellow earth core x = without earth core



X-ON Electronics

Largest Supplier of Electrical and Electronic Components

Click to view similar products for [Multi-Paired Cables](#) category:

Click to view products by [Igus](#) manufacturer:

Other Similar products are found below :

[7-21000-9](#) [9805 060100](#) [1416402/M12MS/IP20/10](#) [9804 060100](#) [9808 060100](#) [9843 060100](#) [9873 060100](#) [190-038045-00](#)
[44A0121-12-996CS2275](#) [44A0121-20-09-MX](#) [55PC0211-14-9](#) [55PC0216-24-9](#) [55PC0221-22-2/6CS2756](#) [55PC0811-16-9](#) [55PC0811-24-9](#)
[55PC1131-20-029-9](#) [Y60912](#) [CW1922-000](#) [RI55D](#) [9157 060100](#) [2020D0309-0](#) [9774 060100](#) [8334 060100](#) [1350SB 0101000](#) [8342 060100](#)
[8740 060U1000](#) [9505 060U1000](#) [3613 003A1000](#) [44A0121-22-0/9-MX](#) [2412 009U1000](#) [82777 8771000](#) [9406 T35100](#) [3613 D151000](#)
[1533R 0101000](#) [1533P 0101000](#) [9272 006U1000](#) [2413F D15A500](#) [9681 0601000](#) [44A0121-22-6/9-MX](#) [1533R 0061000](#) [RIT1000](#) [1533R](#)
[006A1000](#) [9812 060100](#) [2221 B59U1000](#) [10GX13 D151000](#) [1874A 004A1000](#) [8340 060100](#) [8333 0601000](#) [1533R 0021000](#) [1583A](#)
[012U1000](#)