


SURFACE MOUNT ALUMINUM ELECTROLYTIC CAPACITORS



CK Chip type, Low Impedance, High CV Series

IZI Low Impedance **S** Solvent Proof



- Chip type, low impedance temperature range up to 105°C
- Designed for surface mounting on high density PC board
- Applicable to automatic insertion machine using carrier tape
- Complied to the RoHS directive

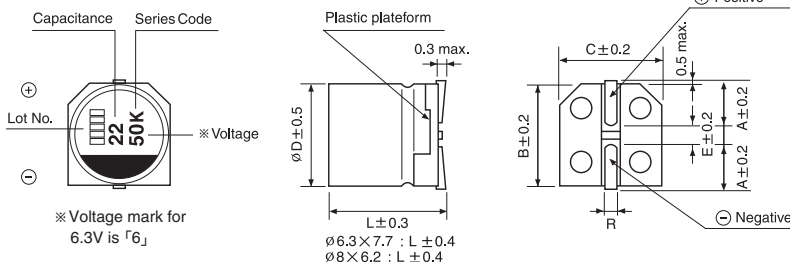
ZC → **CK**
Low Imp.

Item	Characteristics																								
Operating temperature range	-55 ~ +105°C																								
Leakage current max.	$I = 0.01CV$ or $3\mu A$ whichever is greater (after 2 minutes)																								
Capacitance tolerance	$\pm 20\%$ at 120Hz, 20°C																								
Dissipation factor max. (at 120Hz, 20°C)	<table border="1"> <tr> <td>WV</td> <td>6.3</td> <td>10</td> <td>16</td> <td>25</td> <td>35</td> <td>50</td> <td>63</td> <td>80</td> <td>100</td> </tr> <tr> <td>$\tan\delta$</td> <td>0.24</td> <td>0.19</td> <td>0.16</td> <td>0.14</td> <td>0.12</td> <td>0.12</td> <td>0.10</td> <td>0.10</td> <td>0.10</td> </tr> </table>	WV	6.3	10	16	25	35	50	63	80	100	$\tan\delta$	0.24	0.19	0.16	0.14	0.12	0.12	0.10	0.10	0.10				
	WV	6.3	10	16	25	35	50	63	80	100															
$\tan\delta$	0.24	0.19	0.16	0.14	0.12	0.12	0.10	0.10	0.10																
Low temperature characteristics (Impedance ratio at 120Hz)	<table border="1"> <tr> <td>WV</td> <td>6.3</td> <td>10</td> <td>16</td> <td>25</td> <td>35</td> <td>50</td> <td>63~100</td> </tr> <tr> <td>Z-25°C/Z+20°C</td> <td>2</td> <td>2</td> <td>2</td> <td>2</td> <td>2</td> <td>2</td> <td>3</td> </tr> <tr> <td>Z-55°C/Z+20°C</td> <td>3</td> <td>3</td> <td>3</td> <td>3</td> <td>3</td> <td>3</td> <td>4</td> </tr> </table>	WV	6.3	10	16	25	35	50	63~100	Z-25°C/Z+20°C	2	2	2	2	2	2	3	Z-55°C/Z+20°C	3	3	3	3	3	3	4
WV	6.3	10	16	25	35	50	63~100																		
Z-25°C/Z+20°C	2	2	2	2	2	2	3																		
Z-55°C/Z+20°C	3	3	3	3	3	3	4																		
Load life (after application of the rated voltage for 2000 hours at 105°C)	Leakage current	Less than specified value																							
	Capacitance change	Within $\pm 25\%$ of initial value																							
	$\tan\delta$	Less than 200% of specified value																							
Shelf life (at 105°C)	After 1000 hours no load test, leakage current, capacitance and $\tan\delta$ are same as load life value. The measurement shall be performed at 20°C by the KS C IEC 60384 - 4																								
Resistance to soldering heat	The following specifications shall be satisfied when the capacitors are restored to 20°C after exposing them at 250°C for 10 seconds.																								
	Leakage current	Less than specified value																							
	Capacitance change	Within $\pm 10\%$ of initial value																							
	$\tan\delta$	Less than specified value																							

● DRAWING -Series code of CK is "K"

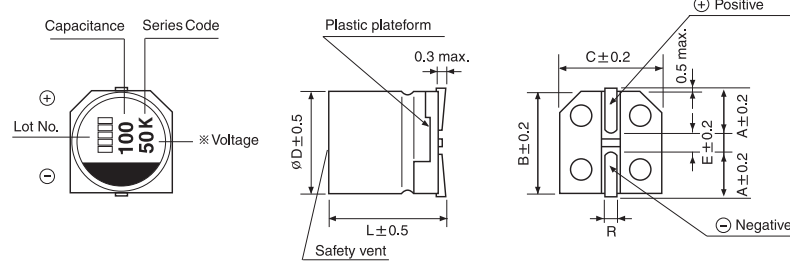
Unit : mm

($\varnothing 6.3, \varnothing 8 \times 6.2$)

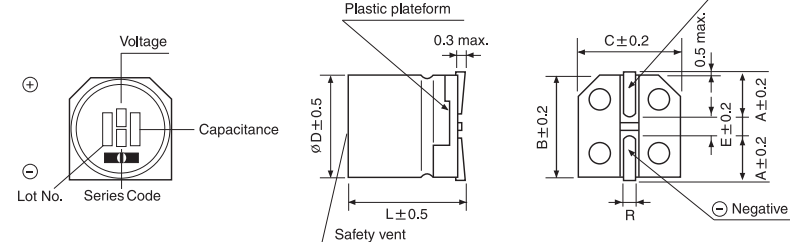


$\varnothing D \times L$	A	B	C	E	R
6.3×5.8	2.4	6.6	6.6	2.2	0.5~0.8
6.3×7.7	2.4	6.6	6.6	2.2	0.5~0.8
8×6.2	3.3	8.3	8.3	2.3	0.5~0.8
8×10	2.9	8.3	8.3	3.1	0.8~1.1
10×10	3.2	10.3	10.3	4.5	0.8~1.1
12.5×13.5	4.6	12.8	12.8	4.5	0.8~1.4

($\varnothing 8 \times 10, \varnothing 10 \times 10$)



($\varnothing 12.5 \times 13.5$)



CHIP TYPES

SURFACE MOUNT ALUMINUM ELECTROLYTIC CAPACITORS

CK series

● DIMENSIONS & MAXIMUM PERMISSIBLE RIPPLE CURRENT

μF \diagdown WV	6.3			10			16			25			35			50		
10																6.3×5.8	1.0	165
15																6.3×5.8	1.0	165
22																6.3×5.8	1.0	165
33							6.3×5.8	0.44	230	6.3×5.8	0.44	230	6.3×5.8	0.44	230	6.3×7.7	0.68	280
																8×6.2	0.63	300
47				6.3×5.8	0.44	230	6.3×5.8	0.44	230	6.3×5.8	0.44	230	6.3×5.8	0.44	230	6.3×7.7	0.68	280
																8×6.2	0.63	300
68	6.3×5.8	0.44	230	6.3×5.8	0.44	230	6.3×5.8	0.44	230	6.3×5.8	0.44	230	6.3×7.7	0.34	280	8×10	0.34	450
													8×6.2	0.26	300			
100	6.3×5.8	0.44	230	6.3×5.8	0.44	230	6.3×5.8	0.44	230	6.3×7.7	0.34	280	8×10	0.17	450	10×10	0.18	670
										8×6.2	0.26	300						
150	6.3×5.8	0.44	230	6.3×5.8	0.44	230	6.3×7.7	0.34	280	8×10	0.17	450	8×10	0.17	450			
							8×6.2	0.26	300									
220	6.3×5.8	0.44	230	6.3×7.7	0.34	280	6.3×7.7	0.34	280	8×10	0.17	450	10×10	0.09	670			
				8×6.2	0.26	300	8×6.2	0.26	300									
330	6.3×7.7	0.34	280	8×10	0.17	450	8×10	0.17	450	10×10	0.15	670						
	8×6.2	0.26	300															
470	8×10	0.17	450	8×10	0.17	450	10×10	0.09	670									
680	8×10	0.17	450	10×10	0.09	670												
1000	10×10	0.09	670															
1500	10×10	0.09	670															

μF \diagdown WV	63			80			100		
10	6.3×5.8	2.8	80	6.3×7.7	2.4	60			
22	6.3×7.7	2.1	120	8×10	1.3	130	8×10	1.3	130
33	8×10	0.9	250	8×10	1.3	130	10×10	1.2	200
47	8×10	0.9	250	10×10	1.2	200	12.5×13.5	0.8	500
68	10×10	0.5	400	12.5×13.5	0.8	500	12.5×13.5	0.8	500
100	10×10	0.5	400	12.5×13.5	0.8	500			
150	12.5×13.5	0.32	800	12.5×13.5	0.8	500			
220	12.5×13.5	0.32	800						

↑ Ripple current (mA rms) at 105°C, 100kHz
 ↑ Impedance (Ω) at 20°C, 100kHz
 ↑ Case size $\varnothing D \times L$ (mm)

● FREQUENCY COEFFICIENT OF PERMISSIBLE RIPPLE CURRENT

Frequency	50Hz	120Hz	300Hz	1kHz	10kHz \leq
Coefficient	0.35	0.5	0.64	0.83	1.00

X-ON Electronics

Largest Supplier of Electrical and Electronic Components

Click to view similar products for [Aluminium Electrolytic Capacitors - SMD category](#):

Click to view products by [Samwha manufacturer](#):

Other Similar products are found below :

[GA0402A270FXBAC31G](#) [RVB-50V330MG10UQ-R](#) [RVJ-50V101MH10U-R](#) [RVZ-35V151MH10U-R2](#) [RC0J226M04005VR](#)
[RC0J476M05005VR](#) [RC1A227M08010VR](#) [RC1C226M05005VR](#) [RC1C476M6L005VR](#) [RC1E107M6L07KVR](#) [RC1E336M6L005VR](#)
[RC1H106M6L005VR](#) [RC1H475M05005VR](#) [RC1V227M10010VR](#) [RC1V476M6L006VR](#) [50SEV1M4X5.5](#) [TYEH1A336E55MTR](#)
[TYEH1H106F55MTR](#) [TYEH1V106E55MTR](#) [35SEV47M6.3X8](#) [35SGV220M10X10.5](#) [VES2R2M1HTR-0405](#) [VZH102M1ATR-1010](#)
[50SEV10M6.3X5.5](#) [50SGV1M4X6.1](#) [SC1C476M05005VR](#) [SC1E107M0806BVR](#) [SC1E227M08010VR](#) [SC1H106M05005VR](#)
[SC1H106M6L005VR](#) [SC1H227M10010VR](#) [SC1H335M04005VR](#) [CE4.7/50-SMD](#) [VEJ4R7M1VTR-0406](#) [VZH331M1ETR-0810](#)
[VES101M1CTR-0605](#) [TYEH1H475E55MTR](#) [6.3SEV22M4X5.5](#) [6.3SEV47M4X5.5](#) [EEEFK1H151GP](#) [EEEFK1A681GP](#) [EEE0GA471XP](#)
[EEEFK1V151GP](#) [RC1V107M6L07KVR](#) [VZH101M1VTR-0810](#) [VE010M1HTR-0405](#) [GYA1V151MCQ1GS](#) [EEH-ZC1J680P](#) [EEH-](#)
[ZK1V181P](#) [GYA1V271MCQ1GS](#)