




(1,27 mm) .050"

CLP SERIES

# LOW PROFILE DUAL WIPE SOCKET



## SPECIFICATIONS

For complete specifications and recommended PCB layouts see [www.samtec.com](http://www.samtec.com)?CLP

**Insulator Material:** Black Liquid Crystal Polymer

**Contact Material:** Phosphor Bronze

**Plating:** Sn or Au over

50µ" (1,27 µm) Ni

**Current Rating (CLP/FTSH):** 3.3 A per pin

(1 pin powered per row)

**Voltage Rating:** 240 VAC/340 VDC

**Operating Temp Range:** -55°C to +125°C

**Contact Resistance:** 10 mΩ

**Insertion Depth:** Top Entry = (1,40 mm) .055"

minimum, Bottom Entry = (2,41 mm) .095" minimum

plus board thickness

DH Entry = (2,31 mm) .091"

to (2,67 mm) .105"

**Insertion Force:** (Single contact only)

3.8 oz (1,05 N) average

**Normal Force:** 60 grams (0,59 N) average

**Withdrawal Force:** (Single contact only)

2 oz (0,56 N) average

**Max Cycles:** 100 with 10µ" (0,25 µm) Au

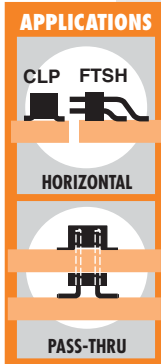
**ROHS Compliant:** Yes

**Processing:** Lead-Free Solderable: Yes

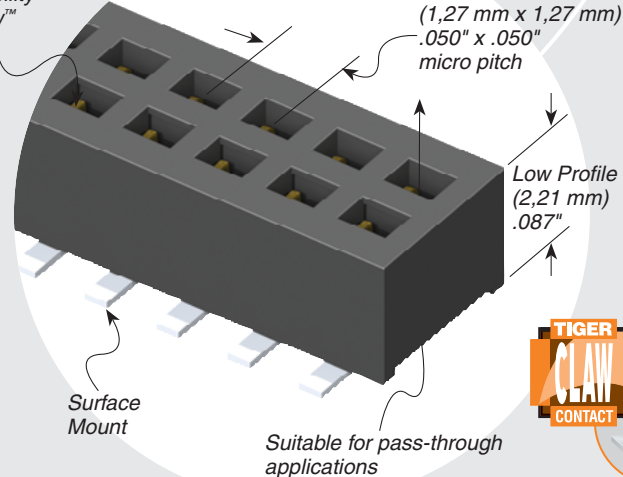
**SMT Lead Coplanarity:** (0,10 mm) .004" max (02-35)

(0,15 mm) .006" max (36-50)

Mates with: FTSH, FTS, FW



High reliability Tiger Claw™ contacts



<b>CLP</b>	<b>1</b>	<b>NO. PINS PER ROW</b>	<b>02</b>	<b>PLATING OPTION</b>	<b>ROW OPTION</b>	<b>OTHER OPTION</b>
<b>02 thru 50</b>				<p><b>-F</b> = Gold flash on contact, Matte Tin on tail</p> <p><b>-L</b> = 10µ" (0,25 µm) Gold on contact, Matte Tin on tail</p> <p><b>-G</b> = 10µ" (0,25 µm) Gold (-D only)</p>	<p><b>-D</b> = Double Row</p> <p><b>-DH</b> = Double Horizontal (Requires FTSH -01 lead style)</p>	<p><b>-BE</b> = Bottom Entry (Required for bottom entry applications)</p> <p><b>-A</b> = Alignment Pin (Not available with -PA option) (05, 06, 07, 08, 10, 12, 15, 20, 25, 30, 40 positions only) (-DH option and other sizes. Contact Samtec.)</p> <p><b>-K</b> = (4,00 mm) .157" DIA Polyimide film Pick &amp; Place Pad (5 positions min.)</p> <p><b>-P</b> = Pick &amp; Place Pad (5 positions min. -D only) (Not always necessary for auto placement. See Flex Processing.)</p> <p><b>-PA</b> = Pick &amp; Place Pad with Alignment Pin (-D only) (Not Available with -A option)</p> <p><b>-TR</b> = Tape &amp; Reel</p>

PIN/ROW	A
04-15	(3,56) .140
16-50	(7,11) .280

**A** If odd pins/row, alignment pins are on middle position on centerline of the part. If even pins/row, then alignment pins are between middle two positions.

## RECOGNITIONS

For complete scope of recognitions see [www.samtec.com/quality](http://www.samtec.com/quality)



## ALSO AVAILABLE (MOQ Required)

- Single row
- Other platings
- Contact Samtec.

**Note:** Some sizes, styles and options are non-standard, non-returnable.

## X-ON Electronics

Largest Supplier of Electrical and Electronic Components

*Click to view similar products for [Headers & Wire Housings](#) category:*

*Click to view products by [Samtec](#) manufacturer:*

Other Similar products are found below :

[95000-104TRLF](#) [10135584-644402LF](#) [DF62W-EP2022PCA](#) [95000-106TRLF](#) [DF62W-2022SCA](#) [DF62W-EP2022PC](#) [2203348](#) [DF62W-2022SC](#) [1084018](#) [1029039](#) [1084017](#) [802-10-012-10-002000](#) [1112640](#) [1112639](#) [000-34000](#) [0009482033](#) [0009507031](#) [57102-S06-03LF](#) [57202-S52-04LF](#) [PCN6-15S-2.5E](#) [0039019024](#) [58102-G61-06LF](#) [582553-1](#) [0009485154](#) [0009508121](#) [0022285053](#) [0050291907](#) [018731A](#) [LY20-4P-DT1-P1E-BR](#) [02.125.8002.8](#) [60101931](#) [60598-1 \(Cut Strip\)](#) [M1625-3R/100](#) [61062-3](#) [61082-181009](#) [636-1427](#) [638009-1](#) [641938-9](#) [641991-4](#) [644168-1](#) [647662-1](#) [65039-019ELF](#) [65781-047](#) [65817-002LF](#) [65817-015LF](#) [65863-015LF](#) [66207-023LF](#) [67016-026LF](#) [67046-001LF](#) [67095-007LF](#)