

# Radial Leads/SkyCap®/SR Series



## GENERAL INFORMATION

### AVX SR Series

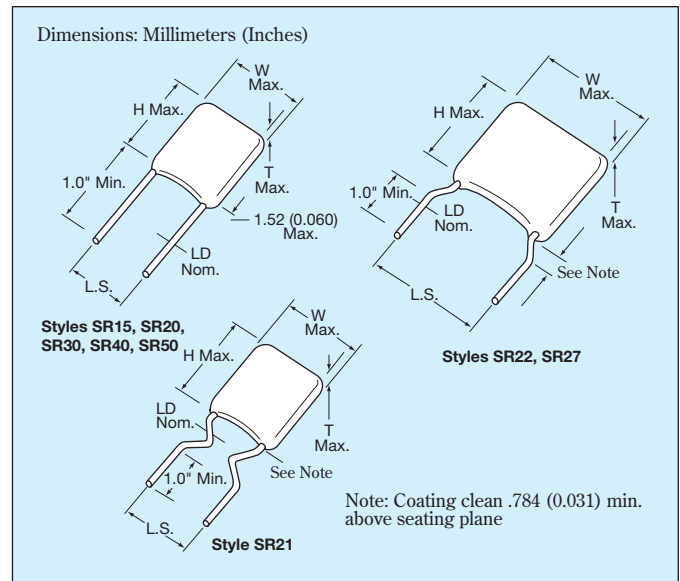
Conformally Coated Radial Ledged MLC

Temperature Coefficients: COG (NP0), X7R, Z5U

200, 100, 50 Volts (300V, 400V & 500V also available)

Case Material: Epoxy

Lead Material: RoHS Compliant, 100% Tin



Drawings are for illustrative purposes only.  
Actual lead form shape could vary within stated tolerances based on body size.

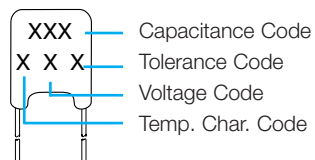
## HOW TO ORDER

| SR21   | 5   | E   | 104  | M  | A   | R   | TR1   |   |
|--|---|---|--|--|---|---|---|---|
| <b>AVX Style</b><br>SR15<br>SR20<br>SR21<br>SR22<br>SR27<br>SR30<br>SR40<br>SR50 | <b>Voltage</b><br>5 = 50V<br>1 = 100V<br>2 = 200V<br>9 = 300V<br>8 = 400V<br>7 = 500V | <b>Temperature Coefficient</b><br>A = COG (NP0)<br>C = X7R<br>E = Z5U | <b>Capacitance</b><br>First two digits are the significant figures of capacitance. Third digit indicates the additional number of zeros. For example, order 100,000 pF as 104. (For values below 10pF use "R" in place of decimal point, e.g., 1R4 = 1.4pF.) | <b>Capacitance Tolerance</b><br>COG (NP0):<br>C = ±.25pF<br>D = ±.5pF<br>F = ±1% (>50pF only)<br>G = ±2% (>25pF only)<br>J = ±5%<br>K = ±10% | <b>Capacitance Tolerance</b><br>X7R:<br>J = ±5%<br>K = ±10%<br>M = ±20%<br>Z5U:<br>M = ±20%<br>Z = +80%<br>-20% | <b>Failure Rate</b><br>A = Not Applicable | <b>Leads</b><br>R = RoHS Long Lead 1.0" minimum | <b>Packaging</b><br>Blank = Bulk Packaging<br>T = Trimmed Leads .230"± .030" Bulk packaging<br>TR1 = Tape and Reel Packaging<br>AP1 = Ammopack Packaging<br>See packaging specification page 33-34. |

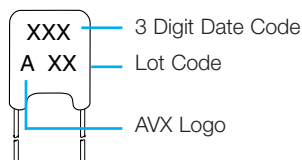


## MARKING

### FRONT



### BACK



## PACKAGING REQUIREMENTS

|                          | Quantity per Bag |
|--------------------------|------------------|
| SR15, 20, 21, 22, 27, 30 | 1000 Pieces      |
| SR40, 50                 | 500 Pieces       |

Note: SR15, SR20, SR21, SR30, and SR40 available on tape and reel per EIA specifications RS-468. See Pages 33 and 34.



# Radial Leads/SkyCap®/SR Series



C0G (NP0) Dielectric

## SIZE AND CAPACITANCE SPECIFICATIONS

EIA Characteristic

Dimensions: Millimeters (Inches)

| AVX Style   | SR15  | SR20                      | SR21                      | SR22                      | SR27                      | SR30                  | SR40                  | SR50                  |
|---|---|---------------------------|---------------------------|---------------------------|---------------------------|-----------------------|-----------------------|-----------------------|
| AVX "Insertable"                                      | SR07  | SR29                      | SR59                      | N/A                       | N/A                       | SR65                  | SR75                  | N/A                   |
| <b>Width (W)</b>                                      | 3.81<br>(.150)  | 5.08<br>(.200)            | 5.08<br>(.200)            | 5.08<br>(.200)            | 6.604<br>(.260)           | 7.62<br>(.300)        | 10.16<br>(.400)       | 12.70<br>(.500)       |
| <b>Height (H)</b>                                     | 3.81<br>(.150)  | 5.08<br>(.200)            | 5.08<br>(.200)            | 5.08<br>(.200)            | 6.35<br>(.250)            | 7.62<br>(.300)        | 10.16<br>(.400)       | 12.70<br>(.500)       |
| <b>Thickness (T)</b>                                  | 2.54<br>(.100)  | 3.175<br>(.125)           | 3.175<br>(.125)           | 3.175<br>(.125)           | 4.06<br>(.160)            | 3.81<br>(.150)        | 3.81<br>(.150)        | 5.08<br>(.200)        |
| <b>Lead Spacing (L.S.)</b>                            | 2.54<br>(.100)  | 2.54<br>(.100)            | 5.08<br>(.200)            | 6.35<br>(.250)            | 7.62<br>(.300)            | 5.08<br>(.200)        | 5.08<br>(.200)        | 10.16<br>(.400)       |
| <b>Lead Diameter (L.D.)</b>                           | .508<br>(.020)  | .508<br>(.020)            | .508<br>(.020)            | .508<br>(.020)            | .508<br>(.020)            | .508<br>(.020)        | .508<br>(.020)        | .635<br>(.025)        |
| <b>Cap. in.* Industry Preferred pF Values in Blue</b> | <b>WVDC</b><br>200 100 50                               | <b>WVDC</b><br>200 100 50 | <b>WVDC</b><br>200 100 50 | <b>WVDC</b><br>200 100 50 | <b>WVDC</b><br>200 100 50 | <b>WVDC</b><br>100 50 | <b>WVDC</b><br>100 50 | <b>WVDC</b><br>100 50 |
| 1.0-9.9<br><b>10</b><br>15                            | SR151A1R0DAR<br><b>SR151A100KAR</b><br>SR.....A150KAR   |                           |                           |                           |                           |                       |                       |                       |
| 22<br>33<br>39  | SR.....A220KAR<br>SR.....A330KAR<br>SR.....A390KAR      |                           |                           |                           |                           |                       |                       |                       |
| 47<br>68<br><b>100</b>                                | SR.....A470KAR<br>SR.....A680KAR<br><b>SR151A101KAR</b> |                           |                           |                           |                           |                       |                       |                       |
| 150<br>220<br>330                                     | SR.....A151KAR<br>SR.....A221KAR<br>SR.....A331KAR      |                           |                           |                           |                           |                       |                       |                       |
| 390<br>470<br>680                                     | SR.....A391KAR<br>SR.....A471KAR<br>SR.....A681KAR      |                           |                           |                           |                           |                       |                       |                       |
| <b>1000</b><br>1500<br>2200                           | <b>SR211A102KAR</b><br>SR.....A152KAR<br>SR.....A222KAR |                           |                           |                           |                           |                       |                       |                       |
| 3900<br>4700<br>6800                                  | SR.....A392KAR<br>SR.....A472KAR<br>SR.....A682KAR      |                           |                           |                           |                           |                       |                       |                       |
| 8200<br><b>10,000</b><br>15,000                       | SR.....A822KAR<br><b>SR305A103KAR</b><br>SR.....A153KAR |                           |                           |                           |                           |                       |                       |                       |
| 22,000<br>33,000<br>39,000                            | SR.....A223KAR<br>SR.....A333KAR<br>SR.....A393KAR      |                           |                           |                           |                           |                       |                       |                       |
| 47,000<br>68,000<br>100,000                           | SR.....A473KAR<br>SR.....A683KAR<br>SR.....A104KAR      |                           |                           |                           |                           |                       |                       |                       |

For other styles, voltages, tolerances and lead lengths see Part No. Codes or contact factory.

\*Other capacitance values available upon special request.

 = Industry preferred values  
 = SR20 only

Capacitance ranges available for SR12 and SR07 same as SR15  
 SR62 and SR59 same as SR21  
 SR64 and SR65 same as SR30  
 SR75 same as SR40  
 SR13 same as SR21

**NOTE:** For others voltages, tolerances, electrical specifications and NPO typical characteristics, see the AVX Multilayer Ceramic Leaded Capacitors Catalog.



# Radial Leads/SkyCap®/SR Series



## X7R Dielectric




### SIZE AND CAPACITANCE SPECIFICATIONS

EIA Characteristic

Dimensions: Millimeters (Inches)

| AVX Style  | SR15           | SR20            | SR21            | SR22            | SR27            | SR30           | SR40            | SR50            |    |             |     |    |             |     |    |             |     |    |             |     |    |  |
|--|----------------|-----------------|-----------------|-----------------|-----------------|----------------|-----------------|-----------------|----|-------------|-----|----|-------------|-----|----|-------------|-----|----|-------------|-----|----|--|
| AVX "Insertable"                                   | SR07           | SR29            | SR59            | N/A             | N/A             | SR65           | SR75            | N/A             |    |             |     |    |             |     |    |             |     |    |             |     |    |  |
| <b>Width (W)</b>                                   | 3.81<br>(.150) | 5.08<br>(.200)  | 5.08<br>(.200)  | 5.08<br>(.200)  | 6.604<br>(.260) | 7.62<br>(.300) | 10.16<br>(.400) | 12.70<br>(.500) |    |             |     |    |             |     |    |             |     |    |             |     |    |  |
| <b>Height (H)</b>                                  | 3.81<br>(.150) | 5.08<br>(.200)  | 5.08<br>(.200)  | 5.08<br>(.200)  | 6.35<br>(.250)  | 7.62<br>(.300) | 10.16<br>(.400) | 12.70<br>(.500) |    |             |     |    |             |     |    |             |     |    |             |     |    |  |
| <b>Thickness (T)</b>                               | 2.54<br>(.100) | 3.175<br>(.125) | 3.175<br>(.125) | 3.175<br>(.125) | 4.06<br>(.160)  | 3.81<br>(.150) | 3.81<br>(.150)  | 5.08<br>(.200)  |    |             |     |    |             |     |    |             |     |    |             |     |    |  |
| <b>Lead Spacing (L.S.)</b>                         | 2.54<br>(.100) | 2.54<br>(.100)  | 5.08<br>(.200)  | 6.35<br>(.250)  | 7.62<br>(.300)  | 5.08<br>(.200) | 5.08<br>(.200)  | 10.16<br>(.400) |    |             |     |    |             |     |    |             |     |    |             |     |    |  |
| <b>Lead Diameter (L.D.)</b>                        | .508<br>(.020) | .508<br>(.020)  | .508<br>(.020)  | .508<br>(.020)  | .508<br>(.020)  | .508<br>(.020) | .508<br>(.020)  | .635<br>(.025)  |    |             |     |    |             |     |    |             |     |    |             |     |    |  |
| <b>Cap. in.* Industry Preferred Values in Blue</b> | <b>WVDC</b>    |                 |                 | <b>WVDC</b>     |                 |                | <b>WVDC</b>     |                 |    | <b>WVDC</b> |     |    | <b>WVDC</b> |     |    | <b>WVDC</b> |     |    | <b>WVDC</b> |     |    |  |
|  | 200            | 100             | 50              | 200             | 100             | 50             | 200             | 100             | 50 | 200         | 100 | 50 | 200         | 100 | 50 | 200         | 100 | 50 | 200         | 100 | 50 |  |
| 470 pF SR.....C471KAR                              |                |                 |                 |                 |                 |                |                 |                 |    |             |     |    |             |     |    |             |     |    |             |     |    |  |
| <b>1000 pF SR155C102KAR</b>                        |                |                 |                 |                 |                 |                |                 |                 |    |             |     |    |             |     |    |             |     |    |             |     |    |  |
| 1500 pF SR.....C152KAR                             |                |                 |                 |                 |                 |                |                 |                 |    |             |     |    |             |     |    |             |     |    |             |     |    |  |
| 2200 pF SR.....C222KAR                             |                |                 |                 |                 |                 |                |                 |                 |    |             |     |    |             |     |    |             |     |    |             |     |    |  |
| 3300 pF SR.....C332KAR                             |                |                 |                 |                 |                 |                |                 |                 |    |             |     |    |             |     |    |             |     |    |             |     |    |  |
| 4700 pF SR.....C472KAR                             |                |                 |                 |                 |                 |                |                 |                 |    |             |     |    |             |     |    |             |     |    |             |     |    |  |
| 6800 pF SR.....C682KAR                             |                |                 |                 |                 |                 |                |                 |                 |    |             |     |    |             |     |    |             |     |    |             |     |    |  |
| <b>10,000 pF SR215C103KAR</b>                      |                |                 |                 |                 |                 |                |                 |                 |    |             |     |    |             |     |    |             |     |    |             |     |    |  |
| 15,000 pF SR.....C153KAR                           |                |                 |                 |                 |                 |                |                 |                 |    |             |     |    |             |     |    |             |     |    |             |     |    |  |
| 22,000 pF SR.....C223KAR                           |                |                 |                 |                 |                 |                |                 |                 |    |             |     |    |             |     |    |             |     |    |             |     |    |  |
| 33,000 pF SR.....C333KAR                           |                |                 |                 |                 |                 |                |                 |                 |    |             |     |    |             |     |    |             |     |    |             |     |    |  |
| 47,000 pF SR.....C473KAR                           |                |                 |                 |                 |                 |                |                 |                 |    |             |     |    |             |     |    |             |     |    |             |     |    |  |
| 68,000 pF SR.....C683KAR                           |                |                 |                 |                 |                 |                |                 |                 |    |             |     |    |             |     |    |             |     |    |             |     |    |  |
| <b>100,000 pF SR215C104KAR</b>                     |                |                 |                 |                 |                 |                |                 |                 |    |             |     |    |             |     |    |             |     |    |             |     |    |  |
| 150,000 pF SR.....C154KAR                          |                |                 |                 |                 |                 |                |                 |                 |    |             |     |    |             |     |    |             |     |    |             |     |    |  |
| <b>220,000 pF SR215C224KAR</b>                     |                |                 |                 |                 |                 |                |                 |                 |    |             |     |    |             |     |    |             |     |    |             |     |    |  |
| 330,000 pF SR.....C334KAR                          |                |                 |                 |                 |                 |                |                 |                 |    |             |     |    |             |     |    |             |     |    |             |     |    |  |
| 390,000 pF SR.....C394KAR                          |                |                 |                 |                 |                 |                |                 |                 |    |             |     |    |             |     |    |             |     |    |             |     |    |  |
| <b>470,000 pF SR305C474KAR</b>                     |                |                 |                 |                 |                 |                |                 |                 |    |             |     |    |             |     |    |             |     |    |             |     |    |  |
| <b>1.0 uF SR305C105KAR</b>                         |                |                 |                 |                 |                 |                |                 |                 |    |             |     |    |             |     |    |             |     |    |             |     |    |  |
| 2.2 uF SR405C225KAR                                |                |                 |                 |                 |                 |                |                 |                 |    |             |     |    |             |     |    |             |     |    |             |     |    |  |
| 2.7 uF SR505C275KAR                                |                |                 |                 |                 |                 |                |                 |                 |    |             |     |    |             |     |    |             |     |    |             |     |    |  |
| 4.7 uF SR505C475KAR                                |                |                 |                 |                 |                 |                |                 |                 |    |             |     |    |             |     |    |             |     |    |             |     |    |  |
| 10.0 uF SR655C106KAR                               |                |                 |                 |                 |                 |                |                 |                 |    |             |     |    |             |     |    |             |     |    |             |     |    |  |

For other styles, voltages, tolerances and lead lengths see Part No. Codes or contact factory.

-  = Industry preferred values
-  = Extended range
-  = Extended range with 0.150" thickness maximum

# Radial Leads/SkyCap®/SR Series



## Z5U Dielectric

### SIZE AND CAPACITANCE SPECIFICATIONS

EIA Characteristic

Dimensions: Millimeters (Inches)

| AVX Style                                   | SR15   | SR20            | SR21            | SR22            | SR27            | SR30           | SR40            | SR50            |
|---|--|-----------------|-----------------|-----------------|-----------------|----------------|-----------------|-----------------|
| AVX "Insertable"                            | SR07   | SR29            | SR59            | N/A             | N/A             | SR65           | SR75            | N/A             |
| Width (W)                                   | 3.81<br>(.150)                                 | 5.08<br>(.200)  | 5.08<br>(.200)  | 5.08<br>(.200)  | 6.604<br>(.260) | 7.62<br>(.300) | 10.16<br>(.400) | 12.70<br>(.500) |
| Height (H)                                  | 3.81<br>(.150)                                 | 5.08<br>(.200)  | 5.08<br>(.200)  | 5.08<br>(.200)  | 6.35<br>(.250)  | 7.62<br>(.300) | 10.16<br>(.400) | 12.70<br>(.500) |
| Thickness (T)                               | 2.54<br>(.100)                                 | 3.175<br>(.125) | 3.175<br>(.125) | 3.175<br>(.125) | 4.06<br>(.160)  | 3.81<br>(.150) | 3.81<br>(.150)  | 5.08<br>(.200)  |
| Lead Spacing (L.S.)                         | 2.54<br>(.100)                                 | 2.54<br>(.100)  | 5.08<br>(.200)  | 6.35<br>(.250)  | 7.62<br>(.300)  | 5.08<br>(.200) | 5.08<br>(.200)  | 10.16<br>(.400) |
| Lead Diameter (L.D.)                        | .508<br>(.020)                                 | .508<br>(.020)  | .508<br>(.020)  | .508<br>(.020)  | .508<br>(.020)  | .508<br>(.020) | .508<br>(.020)  | .635<br>(.025)  |
| Cap. in.* Industry Preferred Values in Blue | WVDC<br>100 50                                 | WVDC<br>100 50  | WVDC<br>100 50  | WVDC<br>100 50  | WVDC<br>100 50  | WVDC<br>100 50 | WVDC<br>100 50  | WVDC<br>100 50  |
| 10,000<br>47,000<br>100,000                 | SR15E103ZAR<br>SR.....E473ZAR<br>SR215E104ZAR  |                 |                 |                 |                 |                |                 |                 |
| 150,000<br>220,000<br>330,000               | SR.....E154ZAR<br>SR215E224ZAR<br>SR215E334ZAR |                 |                 |                 |                 |                |                 |                 |
| 470,000<br>680,000                          | SR215E474ZAR<br>SR.....E684ZAR                 |                 |                 |                 |                 |                |                 |                 |
| 1.0 µF<br>1.5 µF<br>2.2 µF                  | SR.....105ZAR<br>SR30E155ZAR<br>SR30E225ZAR    |                 |                 |                 |                 |                |                 |                 |
| 3.3 µF<br>4.7 µF                            | SR30E335ZAR<br>SR30E475ZAR                     |                 |                 |                 |                 |                |                 |                 |

For other styles, voltages, tolerances and lead lengths see Part No. Codes or contact factory.

\*Other capacitance values available upon special request.

- = Industry preferred values
- = SR20 only

Capacitance ranges available for SR12 and SR07 same as SR15  
 SR62 and SR59 same as SR21  
 SR64 and SR65 same as SR30  
 SR75 same as SR40  
 SR13 same as SR21

**NOTE:** For others voltages, tolerances, electrical specifications and NPO typical characteristics, see the AVX Multilayer Ceramic Leaded Capacitors Catalog.

### AVX 500 VOLT SKYCAPS\*\*

| STYLE*               | MAXIMUM CAPACITANCE VALUE |         |
|----------------------|---------------------------|---------|
|                      | C0G (NPO)                 | X7R     |
| SR29                 | 900 pF                    | .015 µF |
| SR20                 | 1800 pF                   | .033 µF |
| SR28<br>SR59         | 900 pF                    | .015 µF |
| SR13<br>SR21         | 1800 pF                   | .033 µF |
| SR30<br>SR61<br>SR65 | 7200 pF                   | .12 µF  |
| SR40<br>SR75         | .015 µF                   | .27 µF  |
| SR22                 | 1800 pF                   | .033 µF |
| SR27                 | 1800 pF                   | .033 µF |
| SR76                 | .015 µF                   | .27 µF  |
| SR50                 | .036 µF                   | .59 µF  |

\*Consult pages 27 and 28 for style sizes.

\*\*Voltage rating based on DWV of 150% of rated voltage.

