


Low Profile Box Header



Series 8380

Low profile box headers are available in industry standard sizes of 10-64 positions. They mate to AVX Series 8290 IDC sockets, as well as other industry compatible connectors. Both straight and right angle solder dip pins for PC boards are available together with straight press-fit versions. The connector is shrouded on all four sides for polarization and contact protection. Polarizing keys are molded in for correct socket alignment with contact loss.



TECHNICAL SPECIFICATION

Material:

Molding - UL94VO rated glass filled grey polyester

Contact - Brass

Contact Plating:

Selective gold over nickel plating on the mating face, pure tin on IDC section

Current Rating:

1 ampere at 70°C maximum ambient

Voltage Rating:

350V DC or AC peak

Contact Resistance:

Initially 10 milliohms maximum

Dielectric Withstanding Voltage:

>1050 DC or AC peak

Insulation Resistance:

>1000 megohms

Operating Temperature:

-55°C to +105°C

UL File No. E90723

CSA File No. 1255749

ORDERING CODE

00

Connector Code Prefix

00 = Standard Connector Assembly

8380

Series Number

050

Number of Contacts

010 = 10 position
014 = 14 position
016 = 16 position
020 = 20 position
026 = 26 position
034 = 34 position
040 = 40 position
050 = 50 position
060 = 60 position
064 = 64 position

000

Contact Variation

000 = Solder Tail Straight Contact for 1.6mm PCB - Contact Length (2.8mm)
001 = Solder Tail Straight Contact for 2.4mm PCB - Contact Length (3.6mm)
002 = Solder Tail Right Angle Contact for 1.6mm PCB - Contact Length (2.8mm)
003 = Solder Tail Right Angle Contact for 2.6mm PCB - Contact Length (3.6mm)
009 = Press-Fit Contact for 2.4/3.2 PCB - Contact Length (4.5mm)

01

Plating Variation

01 = 30µ" Gold over Nickel solder
04 = 10µ" Gold over Nickel

X

Polarization

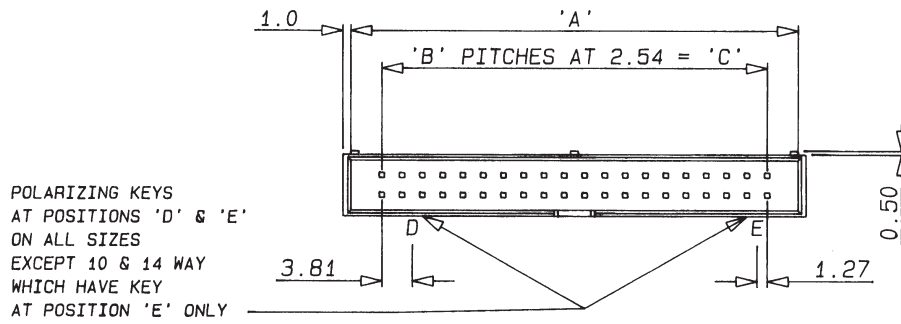
0 = No Polarizing Keys Standard
2 = Type B - Dual Height molded in polarizing key(s)

NB: Additional plating and tail lengths are available. Consult sales office for availability.

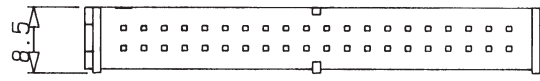
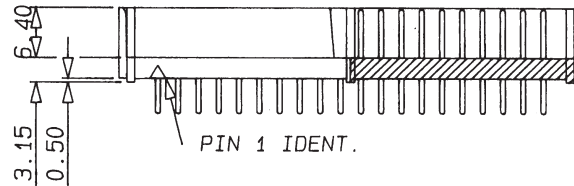
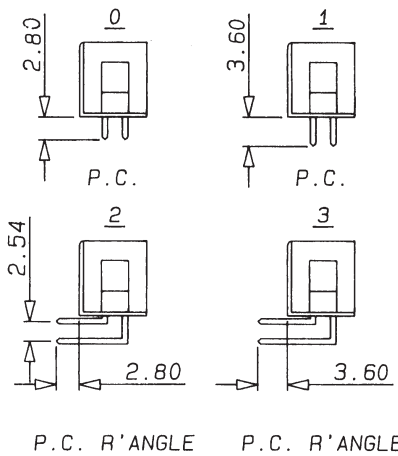
Low Profile Box Header



Series 8380

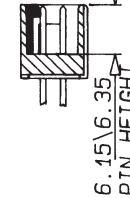


P.C.B CONTACT VARIATIONS



WITHOUT POL-KEY

DUAL HEIGHT
POL-KEY

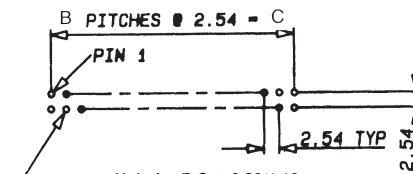


DIMENSIONS: millimeters (inches)

| No. of Contacts | A | B | C |
|-----------------|---------------|----|--------------|
| 10 | 17.90 (0.705) | 4 | 10.16 (0.40) |
| 14 | 22.98 (0.905) | 6 | 15.24 (0.60) |
| 16 | 25.52 (1.00) | 7 | 17.78 (0.70) |
| 20 | 30.60 (1.20) | 9 | 22.86 (0.90) |
| 26 | 38.22 (1.50) | 12 | 30.48 (1.20) |
| 34 | 48.38 (1.90) | 16 | 40.64 (1.60) |
| 40 | 56.00 (2.20) | 19 | 48.26 (1.90) |
| 50 | 68.70 (2.70) | 24 | 60.96 (2.40) |
| 60 | 81.40 (3.20) | 29 | 73.66 (2.90) |
| 64 | 86.48 (3.20) | 31 | 78.74 (3.10) |

BOARD HOLE DETAILS

VIEWED FROM PIN SIDE



Hole for P.C. ϕ 0.90/1.10
Drilled hole for press-fit ϕ 1.158/1.133
Drilled hole for press-fit ϕ 1.09/0.94

