

TAJ Series

Low Profile



FEATURES

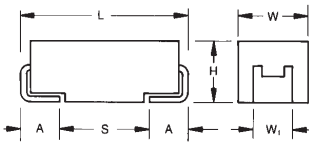
- General purpose SMT chip tantalum series
- CV range: 0.10-1000µF / 2.5-50V
- 10 case sizes in low profile option available



APPLICATIONS

- Entertainment/Infotainment systems

CASE DIMENSIONS: millimeters (inches)

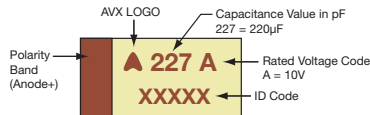


Code	EIA Code	EIA Metric	L±0.20 (0.008)	W±0.20 (0.008) -0.10 (0.004)	H Max.	W ₁ ±0.20 (0.008)	A±0.30 (0.012) -0.20 (0.008)	S Min.
F	2312	6032-20	6.00 (0.236)	3.20 (0.126)	2.00 (0.079)	2.20 (0.087)	1.30 (0.051)	2.90 (0.114)
H	1210	3528-15	3.50 (0.138)	2.80 (0.110)	1.50 (0.059)	2.20 (0.087)	0.80 (0.031)	1.40 (0.055)
K	1206	3216-10	3.20 (0.126)	1.60 (0.063)	1.00 (0.039)	1.20 (0.047)	0.80 (0.031)	1.10 (0.043)
P	0805	2012-15	2.05 (0.081)	1.35 (0.053)	1.50 (0.059)	1.00±0.10 (0.039±0.004)	0.50 (0.020)	0.85 (0.033)
R	0805	2012-12	2.05 (0.081)	1.30 (0.051)	1.20 (0.047)	1.00±0.10 (0.039±0.004)	0.50 (0.020)	0.85 (0.033)
S	1206	3216-12	3.20 (0.126)	1.60 (0.063)	1.20 (0.047)	1.20 (0.047)	0.80 (0.031)	1.10 (0.043)
T	1210	3528-12	3.50 (0.138)	2.80 (0.110)	1.20 (0.047)	2.20 (0.087)	0.80 (0.031)	1.40 (0.055)
W	2312	6032-15	6.00 (0.236)	3.20 (0.126)	1.50 (0.059)	2.20 (0.087)	1.30 (0.051)	2.90 (0.114)
X	2917	7343-15	7.30 (0.287)	4.30 (0.169)	1.50 (0.059)	2.40 (0.094)	1.30 (0.051)	4.40 (0.173)
Y	2917	7343-20	7.30 (0.287)	4.30 (0.169)	2.00 (0.079)	2.40 (0.094)	1.30 (0.051)	4.40 (0.173)

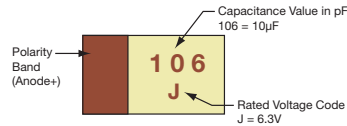
W₁ dimension applies to the termination width for A dimensional area only.

MARKING

F, H, K, S, T, W, X, Y CASE



P, R CASE



HOW TO ORDER

TAJ	C	107	M	010	R	NJ	-
Type	Case Size See table above	Capacitance Code pF code: 1st two digits represent significant figures 3rd digit represents multiplier (number of zeros to follow)	Tolerance K = ±10% M = ±20%	Rated DC Voltage 002 = 2.5Vdc 004 = 4Vdc 006 = 6.3Vdc 010 = 10Vdc 016 = 16Vdc 020 = 20Vdc 025 = 25Vdc 035 = 35Vdc 050 = 50Vdc	Packaging R = Pure Tin 7" Reel S = Pure Tin 13" Reel A = Gold Plating 7" Reel B = Gold Plating 13" Reel A, B = on selected codes, please contact manufacturer	Specification Suffix NJ = Standard Suffix	Additional characters may be added for special requirements V = Dry pack Option (selected codes only)

TECHNICAL SPECIFICATIONS

Technical Data:	All technical data relate to an ambient temperature of +25°C									
Capacitance Range:	0.10 µF to 1000 µF									
Capacitance Tolerance:	±10%; ±20%									
Rated Voltage (V _R)	≤ +85°C:	2.5	4	6.3	10	16	20	25	35	50
Category Voltage (V _C)	≤ +125°C:	1.7	2.7	4	7	10	13	17	23	33
Surge Voltage (V _S)	≤ +85°C:	3.3	5.2	8	13	20	26	32	46	65
Surge Voltage (V _S)	≤ +125°C:	2.2	3.4	5	8	13	16	20	28	40
Temperature Range:	-55°C to +125°C									
Reliability:	1% per 1000 hours at 85°C, V _R with 0.1Ω/V series impedance, 60% confidence level									
Termination Finished:	Sn Plating (standard), Gold and SnPb Plating upon request									
	For AEC-Q200 availability, please contact AVX									



CAPACITANCE AND RATED VOLTAGE RANGE (LETTER DENOTES CASE SIZE)

Capacitance		Rated voltage DC (V_R) to 85°C								
μF	Code	2.5V (e)	4V (G)	6.3V (J)	10V (A)	16V (C)	20V (D)	25V (E)	35V (V)	50V (T)
0.10	104						R/S		R/S	S
0.15	154						R/S	R	R/S	S
0.22	224						R/S	R	R/S	P/R/S
0.33	334						R/S	R	R/S	P/R ^(M) /S/T
0.47	474						R/S	R/S	R/S/T	S/T
0.68	684					R/S	R/S/T	R/S	P/S/T	
1.0	105				R/S	R/S/T	R/S/T	P/R/S	P/S/T	W
1.5	155			R/S	R/S	R/S	P/R/S/T	P/S/T	T	W
2.2	225		R/S	R/S	R/S	R/S/T	P/R/S/T	T	T	W
3.3	335		R/S	R/S	R/S/T	R/S/T	T	T/W	W	Y
4.7	475	R	R/S	R/S/T	R/S/T	K/P/S/T	T	T/W	W	Y
6.8	685	R	R/S/T	R/S/T	P/R/S/T	S/T	T	W	Y	Y
10	106	R/S	R/S/T	P/R/S/T	K/P/R ^(M) /S/T	T/W	W	W	X/Y	
15	156	R	R/S/T	K/P/R/S/T	S/T/W	T ^(M) /W	W	Y	Y	
22	226	P/R	K/P/R/S/T	K/P ^(M) /S/T/W	T/W	W	W/Y	Y	Y	
33	336	K/P/S	K/P ^(M) /S/T/W	T/W	W	W/Y	X/Y	Y		
47	476	P ^(M) /S	T/W	T/W	H/W/Y	W/X/Y	X/Y	Y		
68	686	T	T/W	W	W/Y	F/X/Y	Y			
100	107	T/W	T ^(M) /W	W/Y	W/X/Y	F ^(M) /Y				
150	157	T ^(M) /W	W/Y	W/X/Y	F/X ^(M) /Y	Y ^(M)				
220	227	W/Y	W/X/Y	F/X/Y	Y					
330	337	W ^(M) /Y	F/X/Y	Y						
470	477	F/Y	Y	Y						
680	687	Y	Y ^(M)							
1000	108	Y ^(M)								

Released codes ^(M tolerance only)

Engineering samples - please contact manufacturer

*Codes under development - subject to change

Note: Voltage ratings are minimum values. AVX reserves the right to supply higher ratings in the same case size, to the same reliability standards.

TAJ Series



Low Profile

RATINGS & PART NUMBER REFERENCE

AVX Part No.	Case Size	Capacitance (µF)	Rated Voltage (V)	Rated Temperature (°C)	Category Voltage (V)	Category Temperature (°C)	DCL (µA) Max.	DF % Max.	ESR Max. (Ω) @ 100kHz	MSL	100kHz RMS Current (mA)		
											25°C	85°C	125°C
2.5 Volt @ 85°C													
TAJR475*002#NJ	R	4.7	2.5	85	1.7	125	0.5	6	20	1	52	47	21
TAJR685*002#NJ	R	6.8	2.5	85	1.7	125	0.5	6	20	1	52	47	21
TAJR106*002#NJ	R	10	2.5	85	1.7	125	0.5	8	4.5	1	111	99	44
TAJS106*002#NJ	S	10	2.5	85	1.7	125	0.5	6	8	1	90	81	36
TAJR156*002#NJ	R	15	2.5	85	1.7	125	0.5	8	4.1	1	116	104	46
TAJP226*002#NJ	P	22	2.5	85	1.7	125	0.5	8	3.5	1	131	118	52
TAJR226*002#NJ	R	22	2.5	85	1.7	125	0.5	8	3.8	1	120	108	48
TAJK336*002#NJ	K	33	2.5	85	1.7	125	0.8	8	1.7	1	188	169	75
TAJP336*002#NJ	P	33	2.5	85	1.7	125	0.7	8	3.5	1	131	118	52
TAJS336*002#NJ	S	33	2.5	85	1.7	125	0.7	8	1.5	1	208	187	83
TAJP476M002#NJ	P	47	2.5	85	1.7	125	1.2	12	3.2	1	137	123	55
TAJS476*002#NJ	S	47	2.5	85	1.7	125	1.2	8	1.6	1	202	181	81
TAJT686*002#NJ	T	68	2.5	85	1.7	125	1.4	8	1.5	1	231	208	92
TAJT107*002#NJ	T	100	2.5	85	1.7	125	2.5	15	1.3	1	248	223	99
TAJW107*002#NJ	W	100	2.5	85	1.7	125	2.5	8	0.4	1	474	427	190
TAJT157M002#NJ	T	150	2.5	85	1.7	125	3.8	18	1.2	1	258	232	103
TAJW157*002#NJ	W	150	2.5	85	1.7	125	3.8	8	0.3	1	548	493	219
TAJW227*002#NJ	W	220	2.5	85	1.7	125	5.5	8	0.3	1	548	493	219
TAJY227*002#NJ	Y	220	2.5	85	1.7	125	5.5	8	0.3	1 ¹⁾	645	581	258
TAJW337M002#NJ	W	330	2.5	85	1.7	125	8.2	12	0.3	1	548	493	219
TAJY337*002#NJ	Y	330	2.5	85	1.7	125	8.2	8	0.3	1 ¹⁾	645	581	258
TAJF477*002#NJ	F	470	2.5	85	1.7	125	11.8	12	0.3	1	577	520	231
TAJY477*002#NJ	Y	470	2.5	85	1.7	125	11	12	0.2	1 ¹⁾	791	712	316
TAJY687*002#NJ	Y	680	2.5	85	1.7	125	17	12	0.2	1 ¹⁾	791	712	316
TAJY108M002#NJ	Y	1000	2.5	85	1.7	125	25	30	0.2	1 ¹⁾	791	712	316
4 Volt @ 85°C													
TAJR225*004#NJ	R	2.2	4	85	2.7	125	0.5	6	25	1	47	42	19
TAJS225*004#NJ	S	2.2	4	85	2.7	125	0.5	6	25	1	51	46	20
TAJR335*004#NJ	R	3.3	4	85	2.7	125	0.5	6	20	1	52	47	21
TAJS335*004#NJ	S	3.3	4	85	2.7	125	0.5	6	18	1	60	54	24
TAJR475*004#NJ	R	4.7	4	85	2.7	125	0.5	6	12	1	68	61	27
TAJS475*004#NJ	S	4.7	4	85	2.7	125	0.5	6	10	1	81	73	32
TAJR685*004#NJ	R	6.8	4	85	2.7	125	0.5	6	5.2	1	103	93	41
TAJS685*004#NJ	S	6.8	4	85	2.7	125	0.5	6	8	1	90	81	36
TAJT685*004#NJ	T	6.8	4	85	2.7	125	0.5	6	6	1	115	104	46
TAJR106*004#NJ	R	10	4	85	2.7	125	0.5	6	7	1	89	80	35
TAJS106*004#NJ	S	10	4	85	2.7	125	0.5	6	6	1	104	94	42
TAJT106*004#NJ	T	10	4	85	2.7	125	0.5	6	5	1	126	114	51
TAJR156*004#NJ	R	15	4	85	2.7	125	0.6	8	4	1	117	106	47
TAJS156*004#NJ	S	15	4	85	2.7	125	0.6	8	4	1	127	115	51
TAJT156*004#NJ	T	15	4	85	2.7	125	0.6	6	2	1	200	180	80
TAJK226*004#NJ	K	22	4	85	2.7	125	0.9	8	1.8	1	183	164	73
TAJP226*004#NJ	P	22	4	85	2.7	125	0.9	8	4	1	122	110	49
TAJR226*004#NJ	R	22	4	85	2.7	125	0.9	8	3.8	1	120	108	48
TAJS226*004#NJ	S	22	4	85	2.7	125	0.9	8	3.5	1	136	123	55
TAJT226*004#NJ	T	22	4	85	2.7	125	0.9	6	1.9	1	205	185	82
TAJK336*004#NJ	K	33	4	85	2.7	125	1.3	10	1.7	1	188	169	75
TAJP336M004#NJ	P	33	4	85	2.7	125	1.3	8	2.8	1	146	132	59
TAJS336*004#NJ	S	33	4	85	2.7	125	1.3	8	1.7	1	196	176	78
TAJT336*004#NJ	T	33	4	85	2.7	125	1.3	6	1.7	1	217	195	87
TAJW336*004#NJ	W	33	4	85	2.7	125	1.3	6	0.6	1	387	349	155
TAJT476*004#NJ	T	47	4	85	2.7	125	1.9	10	1.6	1	224	201	89
TAJW476*004#NJ	W	47	4	85	2.7	125	1.9	6	0.5	1	424	382	170
TAJT686*004#NJ	T	68	4	85	2.7	125	2.7	15	1.5	1	231	208	92
TAJW686*004#NJ	W	68	4	85	2.7	125	2.7	6	0.4	1	474	427	190
TAJT107M004#NJ	T	100	4	85	2.7	125	4	14	1.4	1	239	215	96
TAJW107*004#NJ	W	100	4	85	2.7	125	4	6	0.4	1	474	427	190
TAJW157*004#NJ	W	150	4	85	2.7	125	6	6	0.5	1	424	382	170
TAJY157*004#NJ	Y	150	4	85	2.7	125	6	6	0.4	1 ¹⁾	559	503	224
TAJW227*004#NJ	W	220	4	85	2.7	125	8.8	8	0.3	1	548	493	219
TAJX227*004#NJ	X	220	4	85	2.7	125	8.8	8	0.9	1 ¹⁾	577	520	231
TAJY227*004#NJ	Y	220	4	85	2.7	125	8.8	8	0.3	1 ¹⁾	645	581	258
TAJF337*004#NJ	F	330	4	85	2.7	125	13.2	10	0.3	1	577	520	231
TAJX337*004#NJ	X	330	4	85	2.7	125	13.2	8	0.3	1 ¹⁾	577	520	231
TAJY337*004#NJ	Y	330	4	85	2.7	125	13.2	12	0.4	1 ¹⁾	559	503	224
TAJY477*004#NJ	Y	470	4	85	2.7	125	18.8	14	0.4	1 ¹⁾	559	503	224
TAJY687M004#NJ	Y	680	4	85	2.7	125	27.2	25	0.2	1 ¹⁾	791	712	316
6.3 Volt @ 85°C													
TAJR155*006#NJ	R	1.5	6.3	85	4	125	0.5	6	25	1	47	42	19
TAJS155*006#NJ	S	1.5	6.3	85	4	125	0.5	6	25	1	51	46	20



RATINGS & PART NUMBER REFERENCE

AVX Part No.	Case Size	Capacitance (µF)	Rated Voltage (V)	Rated Temperature (°C)	Category Voltage (V)	Category Temperature (°C)	DCL (µA) Max.	DF % Max.	ESR Max. (Ω) @ 100kHz	MSL	100kHz RMS Current (mA)		
											25°C	85°C	125°C
TAJR225*006#NJ	R	2.2	6.3	85	4	125	0.5	6	20	1	52	47	21
TAJS225*006#NJ	S	2.2	6.3	85	4	125	0.5	6	18	1	60	54	24
TAJR335*006#NJ	R	3.3	6.3	85	4	125	0.5	6	12	1	68	61	27
TAJS335*006#NJ	S	3.3	6.3	85	4	125	0.5	6	9	1	85	76	34
TAJR475*006#NJ	R	4.7	6.3	85	4	125	0.5	6	7	1	89	80	35
TAJS475*006#NJ	S	4.7	6.3	85	4	125	0.5	6	7.5	1	93	84	37
TAJT475*006#NJ	T	4.7	6.3	85	4	125	0.5	6	6	1	115	104	46
TAJR685*006#NJ	R	6.8	6.3	85	4	125	0.5	8	7	1	89	80	35
TAJS685*006#NJ	S	6.8	6.3	85	4	125	0.5	6	2.6	1	158	142	63
TAJT685*006#NJ	T	6.8	6.3	85	4	125	0.5	6	5	1	126	114	51
TAJP106*006#NJ	P	10	6.3	85	4	125	0.6	8	6	1	100	90	40
TAJR106*006#NJ	R	10	6.3	85	4	125	0.6	8	6	1	96	86	38
TAJS106*006#NJ	S	10	6.3	85	4	125	0.6	8	4	1	127	115	51
TAJT106*006#NJ	T	10	6.3	85	4	125	0.6	6	4	1	141	127	57
TAJK156*006#NJ	K	15	6.3	85	4	125	0.9	6	2	1	173	156	69
TAJP156*006#NJ	P	15	6.3	85	4	125	0.9	8	3.5	1	131	118	52
TAJR156*006#NJ	R	15	6.3	85	4	125	0.9	8	4.1	1	116	104	46
TAJS156*006#NJ	S	15	6.3	85	4	125	0.9	8	3.5	1	136	123	55
TAJT156*006#NJ	T	15	6.3	85	4	125	0.9	6	3.5	1	151	136	60
TAJK226*006#NJ	K	22	6.3	85	4	125	1.3	10	1.8	1	183	164	73
TAJP226M006#NJ	P	22	6.3	85	4	125	1.3	8	3.3	1	135	121	54
TAJS226*006#NJ	S	22	6.3	85	4	125	1.3	10	1.8	1	190	171	76
TAJT226*006#NJ	T	22	6.3	85	4	125	1.4	8	2.5	1	179	161	72
TAJW226*006#NJ	W	22	6.3	85	4	125	1.3	6	0.6	1	387	349	155
TAJT336*006#NJ	T	33	6.3	85	4	125	2.1	10	2.5	1	179	161	72
TAJW336*006#NJ	W	33	6.3	85	4	125	2	6	0.5	1	424	382	170
TAJT476*006#NJ	T	47	6.3	85	4	125	2.8	10	1.6	1	224	201	89
TAJW476*006#NJ	W	47	6.3	85	4	125	2.8	6	0.5	1	424	382	170
TAJW686*006#NJ	W	68	6.3	85	4	125	4.3	6	1.5	1	245	220	98
TAJW107*006#NJ	W	100	6.3	85	4	125	6.3	6	0.9	1	316	285	126
TAJY107*006#NJ	Y	100	6.3	85	4	125	6.3	6	0.7	1 ¹⁾	423	380	169
TAJW157*006#NJ	W	150	6.3	85	4	125	9	8	0.3	1	548	493	219
TAJX157*006#NJ	X	150	6.3	85	4	125	9	6	0.4	1 ¹⁾	500	450	200
TAJY157*006#NJ	Y	150	6.3	85	4	125	9.5	6	0.4	1 ¹⁾	559	503	224
TAJF227*006#NJ	F	220	6.3	85	4	125	13.2	10	0.3	1	577	520	231
TAJX227*006#NJ	X	220	6.3	85	4	125	13.2	8	0.3	1 ¹⁾	577	520	231
TAJY227*006#NJ	Y	220	6.3	85	4	125	13.9	8	0.7	1 ¹⁾	423	380	169
TAJY337*006#NJ	Y	330	6.3	85	4	125	20.8	12	0.4	1 ¹⁾	559	503	224
TAJY477*006#NJ	Y	470	6.3	85	4	125	28.2	20	0.2	1 ¹⁾	791	712	316
10 Volt @ 85°C													
TAJR105*010#NJ	R	1	10	85	7	125	0.5	4	25	1	47	42	19
TAJS105*010#NJ	S	1	10	85	7	125	0.5	4	25	1	51	46	20
TAJR155*010#NJ	R	1.5	10	85	7	125	0.5	6	20	1	52	47	21
TAJS155*010#NJ	S	1.5	10	85	7	125	0.5	6	20	1	57	51	23
TAJR225*010#NJ	R	2.2	10	85	7	125	0.5	6	15	1	61	54	24
TAJS225*010#NJ	S	2.2	10	85	7	125	0.5	6	12	1	74	66	29
TAJR335*010#NJ	R	3.3	10	85	7	125	0.5	6	8	1	83	75	33
TAJS335*010#NJ	S	3.3	10	85	7	125	0.5	6	8	1	90	81	36
TAJT335*010#NJ	T	3.3	10	85	7	125	0.5	6	6	1	115	104	46
TAJR475*010#NJ	R	4.7	10	85	7	125	0.5	6	9	1	78	70	31
TAJS475*010#NJ	S	4.7	10	85	7	125	0.5	6	5	1	114	103	46
TAJT475*010#NJ	T	4.7	10	85	7	125	0.5	6	5	1	126	114	51
TAJP685*010#NJ	P	6.8	10	85	7	125	0.6	6	5	1	110	99	44
TAJR685*010#NJ	R	6.8	10	85	7	125	0.7	6	5.2	1	103	93	41
TAJS685*010#NJ	S	6.8	10	85	7	125	0.7	6	4	1	127	115	51
TAJT685*010#NJ	T	6.8	10	85	7	125	0.7	6	4	1	141	127	57
TAJK106*010#NJ	K	10	10	85	7	125	1	6	2.2	1	165	149	66
TAJP106*010#NJ	P	10	10	85	7	125	1	8	6	1	100	90	40
TAJR106M010#NJ	R	10	10	85	7	125	1	20	6	1	96	86	38
TAJS106*010#NJ	S	10	10	85	7	125	1	8	3	1	147	132	59
TAJT106*010#NJ	T	10	10	85	7	125	1	6	3	1	163	147	65
TAJS156*010#NJ	S	15	10	85	7	125	1.5	6	2	1	180	162	72
TAJT156*010#NJ	T	15	10	85	7	125	1.5	8	2.8	1	169	152	68
TAJW156*010#NJ	W	15	10	85	7	125	1.5	6	0.7	1	359	323	143
TAJT226*010#NJ	T	22	10	85	7	125	2.2	8	2.2	1	191	172	76
TAJW226*010#NJ	W	22	10	85	7	125	2.2	6	0.6	1	387	349	155
TAJW336*010#NJ	W	33	10	85	7	125	3.3	6	1.6	1	237	213	95
TAJH476*006#NJ	H	47	10	85	7	125	4.7	8	1.0	1	283	255	113
TAJW476*010#NJ	W	47	10	85	7	125	4.7	6	1.4	1	254	228	101
TAJY476*010#NJ	Y	47	10	85	7	125	4.7	6	0.5	1 ¹⁾	500	450	200
TAJW686*010#NJ	W	68	10	85	7	125	6.8	6	1.2	1	274	246	110

RATINGS & PART NUMBER REFERENCE

AVX Part No.	Case Size	Capacitance (µF)	Rated Voltage (V)	Rated Temperature (°C)	Category Voltage (V)	Category Temperature (°C)	DCL (µA) Max.	DF % Max.	ESR Max. (Ω) @ 100kHz	MSL	100kHz RMS Current (mA)		
											25°C	85°C	125°C
TAJY686*010#NJ	Y	68	10	85	7	125	6.8	6	0.9	1 ¹⁾	373	335	149
TAJW107*010#NJ	W	100	10	85	7	125	10	6	0.4	1	474	427	190
TAJX107*010#NJ	X	100	10	85	7	125	10	8	0.9	1 ¹⁾	333	300	133
TAJY107*010#NJ	Y	100	10	85	7	125	10	6	0.9	1 ¹⁾	373	335	149
TAJF157*010#NJ	F	150	10	85	7	125	15	10	0.3	1	577	520	231
TAJX157M010#NJ	X	150	10	85	7	125	15	6	0.3	1 ¹⁾	577	520	231
TAJY157*010#NJ	Y	150	10	85	7	125	15	6	1.2	1 ¹⁾	323	290	129
TAJY227*010#NJ	Y	220	10	85	7	125	22	10	0.5	1 ¹⁾	500	450	200
16 Volt @ 85°C													
TAJR684*016#NJ	R	0.68	16	85	10	125	0.5	4	25	1	47	42	19
TAJS684*016#NJ	S	0.68	16	85	10	125	0.5	4	25	1	51	46	20
TAJR105*016#NJ	R	1	16	85	10	125	0.5	4	20	1	52	47	21
TAJS105*016#NJ	S	1	16	85	10	125	0.5	4	15	1	66	59	26
TAJT105*016#NJ	T	1	16	85	10	125	0.5	4	5	1	126	114	51
TAJR155*016#NJ	R	1.5	16	85	10	125	0.5	6	10	1	74	67	30
TAJS155*016#NJ	S	1.5	16	85	10	125	0.5	6	12	1	74	66	29
TAJR225*016#NJ	R	2.2	16	85	10	125	0.5	6	6.5	1	92	83	37
TAJS225*016#NJ	S	2.2	16	85	10	125	0.5	6	6	1	104	94	42
TAJT225*016#NJ	T	2.2	16	85	10	125	0.5	6	6.5	1	111	100	44
TAJR335*016#NJ	R	3.3	16	85	10	125	0.5	8	5	1	105	94	42
TAJS335*016#NJ	S	3.3	16	85	10	125	0.5	6	5	1	114	103	46
TAJT335*016#NJ	T	3.3	16	85	10	125	0.5	6	5	1	126	114	51
TAJK475*016#NJ	K	4.7	16	85	10	125	0.8	6	3.1	1	139	125	56
TAJP475*016#NJ	P	4.7	16	85	10	125	0.8	8	5	1	110	99	44
TAJS475*016#NJ	S	4.7	16	85	10	125	0.8	8	4	1	127	115	51
TAJT475*016#NJ	T	4.7	16	85	10	125	0.8	6	3.1	1	161	145	64
TAJS685*016#NJ	S	6.8	16	85	10	125	1.1	8	2.4	1	165	148	66
TAJT685*016#NJ	T	6.8	16	85	10	125	1.1	6	3.5	1	151	136	60
TAJT106*016#NJ	T	10	16	85	10	125	1.6	8	2.2	1	191	172	76
TAJW106*016#NJ	W	10	16	85	10	125	1.6	6	2	1	212	191	85
TAJT156M016#NJ	T	15	16	85	10	125	2.4	6	2	1	200	180	80
TAJW156*016#NJ	W	15	16	85	10	125	2.4	6	0.7	1	359	323	143
TAJW226*016#NJ	W	22	16	85	10	125	3.5	6	1.6	1	237	213	95
TAJW336*016#NJ	W	33	16	85	10	125	5.3	6	1.5	1	245	220	98
TAJY336*016#NJ	Y	33	16	85	10	125	5.3	6	0.9	1 ¹⁾	373	335	149
TAJW476*016#NJ	W	47	16	85	10	125	7.5	6	0.4	1	474	427	190
TAJX476*016#NJ	X	47	16	85	10	125	7.5	6	0.75	1 ¹⁾	365	329	146
TAJY476*016#NJ	Y	47	16	85	10	125	7.5	6	0.7	1 ¹⁾	423	380	169
TAJF686*016#NJ	F	68	16	85	10	125	10.9	10	0.4	1	500	450	200
TAJX686*016#NJ	X	68	16	85	10	125	10.9	8	0.6	1 ¹⁾	408	367	163
TAJY686*016#NJ	Y	68	16	85	10	125	10.9	6	0.9	1 ¹⁾	373	335	149
TAJF107M016#NJ	F	100	16	85	10	125	16	10	0.4	1	500	450	200
TAJY107*016#NJ	Y	100	16	85	10	125	16	8	0.9	1 ¹⁾	373	335	149
TAJY157M016#NJ	Y	150	16	85	10	125	24	15	0.3	1 ¹⁾	645	581	258
20 Volt @ 85°C													
TAJR104*020#NJ	R	0.1	20	85	13	125	0.5	4	25	1	47	42	19
TAJS104*020#NJ	S	0.1	20	85	13	125	0.5	4	25	1	51	46	20
TAJR154*020#NJ	R	0.15	20	85	13	125	0.5	4	25	1	47	42	19
TAJS154*020#NJ	S	0.15	20	85	13	125	0.5	4	25	1	51	46	20
TAJR224*020#NJ	R	0.22	20	85	13	125	0.5	4	25	1	47	42	19
TAJS224*020#NJ	S	0.22	20	85	13	125	0.5	4	25	1	51	46	20
TAJR334*020#NJ	R	0.33	20	85	13	125	0.5	4	25	1	47	42	19
TAJS334*020#NJ	S	0.33	20	85	13	125	0.5	4	25	1	51	46	20
TAJR474*020#NJ	R	0.47	20	85	13	125	0.5	4	25	1	47	42	19
TAJS474*020#NJ	S	0.47	20	85	13	125	0.5	4	25	1	51	46	20
TAJR684*020#NJ	R	0.68	20	85	13	125	0.5	4	20	1	52	47	21
TAJS684*020#NJ	S	0.68	20	85	13	125	0.5	4	25	1	51	46	20
TAJT684*020#NJ	T	0.68	20	85	13	125	0.5	4	15	1	73	66	29
TAJR105*020#NJ	R	1	20	85	13	125	0.5	4	20	1	52	47	21
TAJS105*020#NJ	S	1	20	85	13	125	0.5	4	12	1	74	66	29
TAJT105*020#NJ	T	1	20	85	13	125	0.5	4	9	1	94	85	38
TAJP155*020#NJ	P	1.5	20	85	13	125	0.5	6	9.6	1	79	71	32
TAJR155*020#NJ	R	1.5	20	85	13	125	0.5	6	9.6	1	76	68	30
TAJS155*020#NJ	S	1.5	20	85	13	125	0.5	6	5.4	1	110	99	44
TAJT155*020#NJ	T	1.5	20	85	13	125	0.5	6	6.5	1	111	100	44
TAJP225*020#NJ	P	2.2	20	85	13	125	0.5	6	8.3	1	85	77	34
TAJR225*020#NJ	R	2.2	20	85	13	125	0.5	6	6	1	96	86	38
TAJS225*020#NJ	S	2.2	20	85	13	125	0.5	6	4.5	1	120	108	48
TAJT225*020#NJ	T	2.2	20	85	13	125	0.5	6	6	1	115	104	46
TAJT335*020#NJ	T	3.3	20	85	13	125	0.7	6	3	1	163	147	65
TAJT475*020#NJ	T	4.7	20	85	13	125	0.9	6	3.1	1	161	145	64

RATINGS & PART NUMBER REFERENCE

AVX Part No.	Case Size	Capacitance (µF)	Rated Voltage (V)	Rated Temperature (°C)	Category Voltage (V)	Category Temperature (°C)	DCL (µA) Max.	DF % Max.	ESR Max. (Ω) @ 100kHz	MSL	100kHz RMS Current (mA)		
											25°C	85°C	125°C
TAJT685*020#NJ	T	6.8	20	85	13	125	1.4	6	2.6	1	175	158	70
TAJW106*020#NJ	W	10	20	85	13	125	2	6	1.9	1	218	196	87
TAJW156*020#NJ	W	15	20	85	13	125	3	6	1.7	1	230	207	92
TAJW226*020#NJ	W	22	20	85	13	125	4.4	6	1.6	1	237	213	95
TAJY226*020#NJ	Y	22	20	85	13	125	4.4	6	0.9	1 ¹⁾	373	335	149
TAJX336*020#NJ	X	33	20	85	13	125	6.6	6	0.5	1 ¹⁾	447	402	179
TAJY336*020#NJ	Y	33	20	85	13	125	6.6	6	0.6	1 ¹⁾	456	411	183
TAJX476*020#NJ	X	47	20	85	13	125	9.4	6	0.4	1 ¹⁾	500	450	200
TAJY476*020#NJ	Y	47	20	85	13	125	9.4	6	0.9	1 ¹⁾	373	335	149
TAJY686*020#NJ	Y	68	20	85	13	125	13.6	6	0.9	1 ¹⁾	373	335	149
25 Volt @ 85°C													
TAJR154*025#NJ	R	0.15	25	85	17	125	0.5	4	24	1	48	43	19
TAJR224*025#NJ	R	0.15	25	85	17	125	0.5	4	21	1	51	46	20
TAJR334*025#NJ	R	0.15	25	85	17	125	0.5	4	17	1	57	51	23
TAJR474*025#NJ	R	0.47	25	85	17	125	0.5	4	15	1	61	54	24
TAJS474*025#NJ	S	0.47	25	85	17	125	0.5	4	9	1	85	76	34
TAJR684*025#NJ	R	0.68	25	85	17	125	0.5	4	13	1	65	59	26
TAJS684*025#NJ	S	0.68	25	85	17	125	0.5	4	8	1	90	81	36
TAJP105*025#NJ	P	1	25	85	17	125	0.5	4	11	1	74	66	30
TAJR105*025#NJ	R	1	25	85	17	125	0.5	4	8	1	83	75	33
TAJS105*025#NJ	S	1	25	85	17	125	0.5	4	8	1	90	81	36
TAJP155*025#NJ	P	1.5	25	85	17	125	0.5	6	9.6	1	79	71	32
TAJS155*025#NJ	S	1.5	25	85	17	125	0.5	6	5.4	1	110	99	44
TAJT155*025#NJ	T	1.5	25	85	17	125	0.5	6	5	1	126	114	51
TAJT225*025#NJ	T	2.2	25	85	17	125	0.6	6	4.5	1	133	120	53
TAJT335*025#NJ	T	3.3	25	85	17	125	0.8	6	3.5	1	151	136	60
TAJW335*025#NJ	W	3.3	25	85	17	125	0.8	6	1.6	1	237	213	95
TAJT475*025#NJ	T	4.7	25	85	17	125	1.2	6	3.1	1	161	145	64
TAJW475*025#NJ	W	4.7	25	85	17	125	1.2	6	1.2	1	274	246	110
TAJW685*025#NJ	W	6.8	25	85	17	125	1.7	6	2	1	212	191	85
TAJW106*025#NJ	W	10	25	85	17	125	2.5	6	1.8	1	224	201	89
TAJY156*025#NJ	Y	15	25	85	17	125	3.8	6	1	1 ¹⁾	354	318	141
TAJY226*025#NJ	Y	22	25	85	17	125	5.5	6	0.8	1 ¹⁾	395	356	158
TAJY336*025#NJ	Y	33	25	85	17	125	8.3	6	0.5	1 ¹⁾	500	450	200
TAJY476*025#NJ	Y	47	25	85	17	125	11.8	6	0.9	1 ¹⁾	373	335	149
35 Volt @ 85°C													
TAJR104*035#NJ	R	0.1	35	85	23	125	0.5	4	29	1	44	39	17
TAJS104*035#NJ	S	0.1	35	85	23	125	0.5	4	24	1	52	47	21
TAJR154*035#NJ	R	0.15	35	85	23	125	0.5	4	24	1	48	43	19
TAJS154*035#NJ	S	0.15	35	85	23	125	0.5	4	21	1	56	50	22
TAJR224*035#NJ	R	0.22	35	85	23	125	0.5	4	21	1	51	46	20
TAJS224*035#NJ	S	0.22	35	85	23	125	0.5	4	18	1	60	54	24
TAJR334*035#NJ	R	0.33	35	85	23	125	0.5	4	17	1	57	51	23
TAJS334*035#NJ	S	0.33	35	85	23	125	0.5	4	15	1	66	59	26
TAJR474*035#NJ	R	0.47	35	85	23	125	0.5	4	15	1	61	54	24
TAJS474*035#NJ	S	0.47	35	85	23	125	0.5	4	12	1	74	66	29
TAJT474*035#NJ	T	0.47	35	85	23	125	0.5	4	10	1	89	80	36
TAJP684*035#NJ	P	0.68	35	85	23	125	0.5	4	13	1	68	61	27
TAJS684*035#NJ	S	0.68	35	85	23	125	0.5	4	8	1	90	81	36
TAJT684*035#NJ	T	0.68	35	85	23	125	0.5	4	8	1	100	90	40
TAJP105*035#NJ	P	1	35	85	23	125	0.5	4	11	1	74	66	30
TAJS105*035#NJ	S	1	35	85	23	125	0.5	4	7.5	1	93	84	37
TAJT105*035#NJ	T	1	35	85	23	125	5	4	6.5	1	111	100	44
TAJT155*035#NJ	T	1.5	35	85	23	125	0.5	6	5.2	1	124	112	50
TAJT225*035#NJ	T	2.2	35	85	23	125	0.8	6	4.2	1	138	124	55
TAJW335*035#NJ	W	3.3	35	85	23	125	1.2	6	1.6	1	237	213	95
TAJW475*035#NJ	W	4.7	35	85	23	125	1.6	6	2.2	1	202	182	81
TAJY685*035#NJ	Y	6.8	35	85	23	125	2.3	6	0.9	1 ¹⁾	373	335	149
TAJX106*035#NJ	X	10	35	85	23	125	3.5	6	0.7	1 ¹⁾	378	340	151
TAJY106*035#NJ	Y	10	35	85	23	125	3.5	6	1	1 ¹⁾	354	318	141
TAJY156*035#NJ	Y	15	35	85	23	125	5.3	6	0.6	1 ¹⁾	456	411	183
TAJY226*035#NJ	Y	22	35	85	23	125	7.7	6	0.5	1 ¹⁾	500	450	200
50 Volt @ 85°C													
TAJS104*050#NJ	S	0.1	50	85	33	125	0.5	4	19	1	58	53	23
TAJS154*050#NJ	S	0.15	50	85	33	125	0.5	4	16	1	64	57	25
TAJP224*050#NJ	P	0.22	50	85	33	125	0.5	4	17	1	59	53	24
TAJR224*050#NJ	R	0.22	50	85	33	125	0.5	4	17	1	57	51	23
TAJS224*050#NJ	S	0.22	50	85	33	125	0.5	4	13	1	71	64	28
TAJP334*050#NJ	P	0.33	50	85	33	125	0.5	4	17	1	59	53	24
TAJR334M050#NJ	R	0.33	50	85	33	125	0.5	4	17	1	57	51	23
TAJS334*050#NJ	S	0.33	50	85	33	125	0.5	4	11	1	77	69	31

RATINGS & PART NUMBER REFERENCE

AVX Part No.	Case Size	Capacitance (µF)	Rated Voltage (V)	Rated Temperature (°C)	Category Voltage (V)	Category Temperature (°C)	DCL (µA) Max.	DF % Max.	ESR Max. (Ω) @ 100kHz	MSL	100kHz RMS Current (mA)		
											25°C	85°C	125°C
TAJT334*050#NJ	T	0.33	50	85	33	125	0.5	4	11	1	85	77	34
TAJS474*050#NJ	S	0.47	50	85	33	125	0.5	4	9.5	1	83	74	33
TAJT474*050#NJ	T	0.47	50	85	33	125	0.5	4	9.5	1	92	83	37
TAJW105*050#NJ	W	1	50	85	33	125	0.5	6	4.4	1	143	129	57
TAJW155*050#NJ	W	1.5	50	85	33	125	0.8	6	3.1	1	170	153	68
TAJW225*050#NJ	W	2.2	50	85	33	125	1.1	8	2.5	1	190	171	76
TAJY335*050#NJ	Y	3.3	50	85	33	125	1.7	4	1.5	1 ⁽¹⁾	289	260	115
TAJY475*050#NJ	Y	4.7	50	85	33	125	2.4	6	1.2	1 ⁽¹⁾	323	290	129
TAJY685*050#NJ	Y	6.8	50	85	33	125	3.4	6	0.9	1 ⁽¹⁾	373	335	149

QUALIFICATION TABLE

TEST	TAJ low profile series (Temperature range -55°C to +125°C)										
	Condition			Characteristics							
Endurance	Determine after application of rated voltage for 2000 +48/-0 hours at 85±2°C and then leaving 1-2 hours at room temperature. Also determine of 125°C temperature, category voltage for 2000 +48/-0 hours and then leaving 1-2 hours at room temperature. Power supply impedance to be ≤0.1Ω/V.			Visual examination	no visible damage						
				DCL	1.25 x initial limit						
				ΔC/C	within ±10% of initial value						
				DF	initial limit						
Humidity	Determine after storage without applied voltage at 65±2°C and 95±2% relative humidity for 500 hours and then recovery 1-2 hours at room temperature.			Visual examination	no visible damage						
				DCL	initial limit						
				ΔC/C	within ±10% of initial value						
				DF	1.2 x initial limit						
Temperature Stability	Step	Temperature°C	Duration(min)		+20°C	-55°C	+20°C	+85°C	+125°C	+20°C	
	1	+20±2	15	DCL	IL*	n/a	IL*	10 x IL*	12.5 x IL*	IL*	
	2	-55+0/-3	15								
	3	+20±2	15	ΔC/C	n/a	+0/-10%	±5%	+10/-0%	+12/-0%	±5%	
	4	+85+3/-0	15								
	5	+125+3/-0	15	DF	IL*	1.5 x IL*	IL*	1.5 x IL*	2 x IL*	IL*	
6	+20±2	15									
Surge Voltage	Test temperature: 125°C+3/0°C Test voltage: Category voltage at 125°C Surge voltage: 1.3 x category voltage at 125°C Series protection resistance 1000±100Ω Discharge resistance: 1000Ω Number of cycles: 1000x Cycle duration: 6 min; 30 sec charge, 5 min 30 sec discharge			Visual examination	no visible damage						
				DCL	initial limit						
				ΔC/C	within ±5% of initial value						
				DF	initial limit						

*Initial Limit