


2.5×2.0mm



RoHS Compliant

Features

- Miniature SMD type (2.5×2.0×0.8mm)
- AFC function available
- Freq. temp. characteristics. : $\pm 2.0 \times 10^{-6}/ -30$ to $+85^\circ\text{C}$
- 1.68 to 3.6V drive available
- Reflow compatible
- Ultra low supply current 600 μA typ. Conditions of 26MHz and 0.4Vp-p (Option)

Applications

- 3G (CDMA, W-CDMA, TD-SCDMA), GPRS, GSM, W-LAN, WiMAX
- Low power radio communications

How to Order

KT2520K 26000 D C W 28 T xx
① ② ③ ④ ⑤ ⑥ ⑦ ⑧

① Series

② Output Frequency

③ Freq. Temp. Chrst.

B	$\pm 1.0 \times 10^{-6}$
C	$\pm 1.5 \times 10^{-6}$
D	$\pm 2.0 \times 10^{-6}$

④ Lower Operating Temp.

C	-30°C
E	-20°C
G	-10°C

⑤ Upper Operating Temp.

W	$+85^\circ\text{C}$
V	$+80^\circ\text{C}$
U	$+75^\circ\text{C}$

⑥ Supply Voltage

18	1.8V	28	2.8V
30	3.0V	33	3.3V

⑦ Voltage Control Function

T	TCXO
Other*	VCTCXO

* Customer Spec.

⑧ Option Code

Packaging (Tape & Reel 12000 pcs./ reel)

Specifications

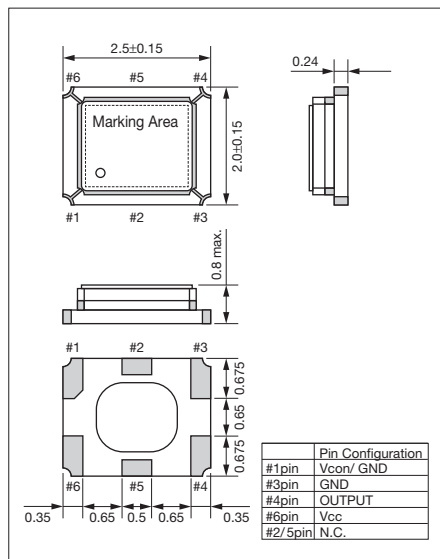
Item	Symbol	Conditions	Min.	Max.	Units
Output Frequency Range	fo	Standard Frequency: 13, 19.2, 26, 38.4, 52	10	52	MHz
Frequency Tolerance	f _{tol}	vs Temperature	-2	+2	$\times 10^{-6}$
		vs Load	-0.1	+0.1	
		vs Voltage	-0.2	+0.2	
Frequency Aging	f _{age}	Per Year	-1	+1	$\times 10^{-6}$
Storage Temperature Range	T _{stg}		-40	+85	$^\circ\text{C}$
Operating Temperature Range	T _{use}		-30	+85	$^\circ\text{C}$
Voltage Control Range	f _{cont}	Positive	± 8	± 15	$\times 10^{-6}$
Supply Voltage	V _{CC}		1.68	3.6	V
Output Level	V _{pp}	Clipped Sine*, Load: 10k ohm // 10pF	0.8	—	Vp-p
Current Consumption	I _{CC}		—	2	mA
Harmonics	—		—	-5	dBc

* : A DC-cut capacitor is not embedded in this crystal oscillator. Connect a DC-cut capacitor ($\geq 1\text{nF}$) to the line-out terminal of the oscillator.

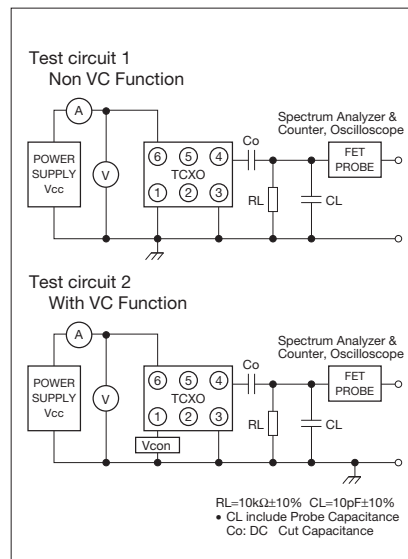
* Please contact us for other specifications.

Dimensions

(Unit: mm)



Test Circuit



Recommended Land Pattern

(Unit: mm)

