


BF 01/02/07/06/05/04: Radial Leads



BQ 01/02/07/06/05/04: Lead Free

CPM-83----- pitch = 5.08mm (0.200")



GENERAL DESCRIPTION

Dielectric: Metallized polyester film (Polyethylene terephthalate)

Stacked-film

Leads: Radial tin - plated wire

Protection: Plastic case (UL 94: V-O) / Epoxy Resin

Marking: Logo

Nominal Capacitance

Tolerance (EIA)

DC Nominal Voltage

Example: **T 100nK 63**

Delivery Mode: Bulk

Taped (reel or ammpack)

STANDARDIZATION

Generic specifications:

CEI 384-1/CECC 30000

Sectional specifications:

CEI 384-2/CECC 30400

Complies with special specification:

CECC 30401-069

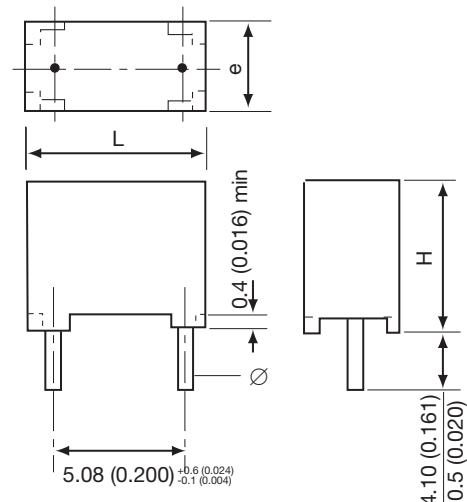
APPLICATIONS

- Commodity Product:
 - Supply decoupling
 - Filter
 - Integrators
 - Treatment of analog signals
 - Rejection of line perturbations, etc.

DIMENSIONS

millimeters (inches)

| Case | L max | H max | e max | $\phi \pm 0.02$ |
|------|-------------|--------------|-------------|-----------------|
| 01 | 7.5 (0.295) | 6.5 (0.256) | 2.5 (0.098) | 0.5 (0.020) |
| 02 | 7.5 (0.295) | 8.0 (0.315) | 3.2 (0.126) | 0.5 (0.020) |
| 05 | 7.5 (0.295) | 12.0 (0.472) | 6.0 (0.236) | 0.5 (0.020) |
| 06 | 7.5 (0.295) | 9.6 (0.378) | 6.0 (0.236) | 0.5 (0.020) |
| 07 | 7.5 (0.295) | 8.0 (0.315) | 5.0 (0.197) | 0.5 (0.020) |
| 04 | 7.5 (0.295) | 13.0 (0.512) | 7.5 (0.295) | 0.5 (0.020) |



*L dimension measured 3mm above base of case

HOW TO ORDER

BF01 or **BQ01**

Type

4

Class

D

Voltage

0104

Capacitance

K

Tolerance

--

Suffix

BF 01/02/07/06/05/04: Radial Leads



BQ 01/02/07/06/05/04: Lead Free

CPM-83----- pitch = 5.08mm (0.200")

PERFORMANCE CHARACTERISTICS

| | |
|--------------------|---|
| Climatic Category | 55/100/56 Performance Class 2 |
| Capacitance Range | C_R 1nF to 2.2 μ F (E12) |
| Tolerance on C_R | $\pm 5\%$; $\pm 10\%$ (other values on request) |
| Nominal Voltages | VR _L 63/100/250/400/630V VR _~ 40/63/160/200/220V |
| Category Voltage | $V_C = 0.8V_{R_L}$ at 100°C |
| Test Voltage | $V_e = 1.6V_{R_L}/2s$ at 25°C |

- Tangent of Loss Angle: D.F.

| Measurement Frequency | Capacitance | DF: Performance Category 2 |
|-----------------------|-------------------|----------------------------|
| 1kHz | $C_R \leq 1\mu F$ | $\leq 1.0\%$ |
| 100 Hz | $C_R > 1\mu F$ | $\leq 1.0\%$ |

- Insulation Resistance: IR

| Measuring Points | $C_R \leq 0.33\mu F$ | | $C_R > 0.33\mu F$ | |
|------------------------------|----------------------|------------------|--|------------------|
| | IR min (G Ω) | | IR * C_R min (M Ω * μF) | |
| | Performance Class 2 | | Performance Class 2 | |
| Between Terminals | $V_{R_L} \leq 100V$ | $V_{R_L} > 100V$ | $V_{R_L} \leq 100V$ | $V_{R_L} > 100V$ |
| | 3.75 | 7.5 | 1.25 | 2.5 |
| Between Terminals and Ground | $\geq 30,000 \Omega$ | | | |

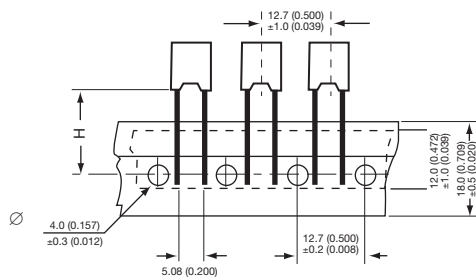
- Max voltage gradient

| | | | | | |
|---------------------|----|-----|-----|-----|-----|
| V_{R_L} | 63 | 100 | 250 | 400 | 630 |
| $(dv/dt)_{R_L}$ max | 38 | 100 | 250 | 400 | 630 |

PACKAGING

millimeters (inches)

| | Panasert | Avisert |
|---|---|--|
| H | 16.5 ± 0.50 (0.65 ± 0.020) | 19.5 ± 0.50 (0.768 ± 0.020) |



Thermo adhesive tape ▲

(Other sizes according to standard CEI : 286-2)
Dimensions: millimeters (inches)

| Case | Quantity | | | | | |
|----------|-------------|------------|-------------|------------|----------|--------------------|
| | Reel | | Ammopack | | Bulk | |
| Suffix X | DB panasert | DD avisert | DA panasert | DC avisert | USA Std. | Europe / Asia Std. |
| 01 | 2500 | | 2500 | | 1000 | 5000 |
| 02 | 1800 | | 2000 | | 1000 | 3800 |
| 07 | 1200 | | 1250 | | 1000 | 2500 |
| 06 | 900 | | 1100 | | 1000 | 1500 |
| 05 | 900 | | 1100 | | 1000 | 1500 |
| 04 | 750 | | 750 | | 1000 | 1000 |

BF 01/02/07/06/05/04: Radial Leads



BQ 01/02/07/06/05/04: Lead Free

CPM-83----- pitch = 5.08mm (0.200")

CAPACITANCE VALUES (C_R) and NOMINAL VOLTAGES (V_R)

| Capacitance Range (C_R) | Reference | | | | |
|-----------------------------|--------------------------------|--------------------------------|--------------------------------|--------------------------------|---------------------------|
| | BF or BQ | | | | |
| | V_R / V_{R-} | | | | |
| | 63/40 (voltage code: D) | 100/63 (voltage code: E) | 250/160 (voltage code: G) | 400/200 (voltage code: I) | 630/230 (voltage code: K) |
| 1,000 pF | BF01 or BQ01 | BF01 or BQ01 | BF01 or BQ01 | BF01 or BQ01 | BF01 or BQ01 |
| 1,200 | BF01 or BQ01 | BF01 or BQ01 | BF01 or BQ01 | BF01 or BQ01 | |
| 1,500 | BF01 or BQ01 | BF01 or BQ01 | BF01 or BQ01 | BF01 or BQ01 | BF02 or BQ02 |
| 1,800 | BF01 or BQ01 | BF01 or BQ01 | BF01 or BQ01 | BF01 or BQ01 | |
| 2,200 pF | BF01 or BQ01 | BF01 or BQ01 | BF01 or BQ01 | BF01 or BQ01 | BF02 or BQ02 |
| 2,700 | BF01 or BQ01 | BF01 or BQ01 | BF01 or BQ01 | BF01 or BQ01 | |
| 3,300 | BF01 or BQ01 | BF01 or BQ01 | BF01 or BQ01 | BF01 or BQ01 | BF07 or BQ07 |
| 3,900 | BF01 or BQ01 | BF01 or BQ01 | BF01 or BQ01 | BF01 or BQ01 | |
| 4,700 pF | BF01 or BQ01 | BF01 or BQ01 | BF01 or BQ01 | BF01 or BQ01 | BF07 or BQ07 |
| 5,600 | BF01 or BQ01 | BF01 or BQ01 | BF01 or BQ01 | BF01 or BQ01 | |
| 6,800 | BF01 or BQ01 | BF01 or BQ01 | BF01 or BQ01 | BF01 or BQ01 | BF06 or BQ06 |
| 8,200 | BF01 or BQ01 | BF01 or BQ01 | BF01 or BQ01 | BF01 or BQ01 | |
| 10,000 pF | BF01 or BQ01 | BF01 or BQ01 | BF01 or BQ01 | BF01 or BQ01 | BF05 or BQ05 |
| 12,000 | BF01 or BQ01 | BF01 or BQ01 | BF01 or BQ01 | BF02/****BF01 or BQ02/****BQ01 | |
| 15,000 | BF01 or BQ01 | BF01 or BQ01 | BF01 or BQ01 | BF02/****BF01 or BQ02/****BQ01 | |
| 18,000 | BF01 or BQ01 | BF01 or BQ01 | BF01 or BQ01 | BF02/****BF01 or BQ02/****BQ01 | |
| 22,000 | BF01 or BQ01 | BF01 or BQ01 | BF01 or BQ01 | BF02/****BF01 or BQ02/****BQ01 | |
| 27,000 | BF01 or BQ01 | BF01 or BQ01 | BF01 or BQ01 | BF07/****BF02 or BQ07/****BQ02 | BF05 or BQ05 |
| 33,000 | BF01 or BQ01 | BF01 or BQ01 | BF02 or BQ02 | BF07/****BF02 or BQ07/****BQ02 | |
| 39,000 | BF01 or BQ01 | BF01 or BQ01 | BF02/****BF01 or BQ02/****BQ01 | BF07 or BQ07 | BF05 or BQ05 |
| 47,000 pF | BF01 or BQ01 | BF01 or BQ01 | BF02 or BQ02 | BF06 or BQ06 | |
| 56,000 | BF01 or BQ01 | BF01 or BQ01 | BF07 or BQ07 | | |
| 68,000 | BF01 or BQ01 | BF01 or BQ01 | BF07 or BQ07 | | |
| 82,000 | BF01 or BQ01 | BF01 or BQ01 | BF07 or BQ07 | | |
| 100 nF | BF01 or BQ01 | BF01 or BQ01 | BF07 or BQ07 | | |
| 120 | BF01 or BQ01 | BF01 or BQ01 | BF06/****BF07 or BQ06/****BQ07 | | |
| 150 | BF01 or BQ01 | BF01 or BQ01 | BF06 or BQ06 | | |
| 180 | BF01 or BQ01 | BF02 or BQ02 | | | |
| 220 nF | BF01 or BQ01 | BF02 or BQ02 | BF05 or BQ05 | | |
| 270 | BF02 or BQ02 | BF07/****BF02 or BQ07/****BQ02 | | | |
| 330 | BF02/****BF01 or BQ02/****BQ01 | BF07 or BQ07 | | | |
| 390 | BF02 or BQ02 | BF07 or BQ07 | | | |
| 470 nF | BF02 or BQ02 | BF07 or BQ07 | | | |
| 560 | BF07 or BQ07 | BF05/****BF06 or BQ05/****BQ06 | | | |
| 680 | BF07 or BQ07 | BF05/****BF06 or BQ05/****BQ06 | | | |
| 820 | BF07 or BQ07 | BF05/****BF06 or BQ05/****BQ06 | | | |
| 1 μ F | BF07 or BQ07 | BF05 or BQ05 | | | |
| 1.5 μ F | BF05* or BQ05* | | | | |
| 2.2 μ F | BF05** or BQ05** | | | | |

*Upon request - no change

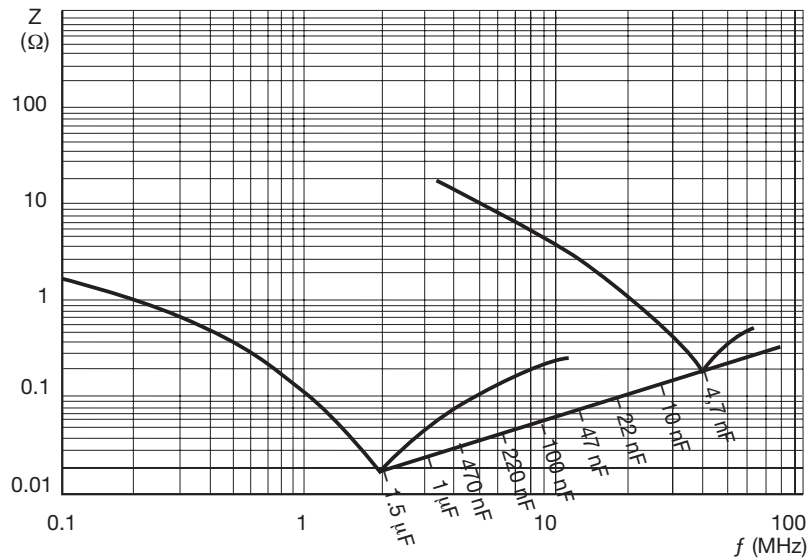
**Upon request & only available 50 V (V_R) - no change

****New Case size reduction: BF02 to BF 01, BF07 to BF02, BF06 to BF07, BF04 to BF05, BF05 to BF06



CHARACTERISTICS CURVES

Influence of the frequency on the impedance (room temperature).



Nominal RMS voltage vs. frequency (room temperature) allowing a 10°C increase of the external temperature of the box.

