

REVISIONS			
REV	ECN, ERN NO.	DATE	APPRD.
F	PRODUCT DRAWING (EAR 14498)	NOV11/16	K.L.



ORDERING CODE: F C E 1 7 - E 0 9 P M - 4 7 0 G

SERIES
FCE17=FILTERED D-SUB, RoHS

SIZE/NUMBER OF CONTACTS
E09, A15, B25, OR C37

CONNECTOR STYLE
P=PIN
S=SOCKET

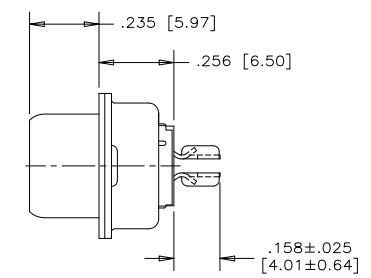
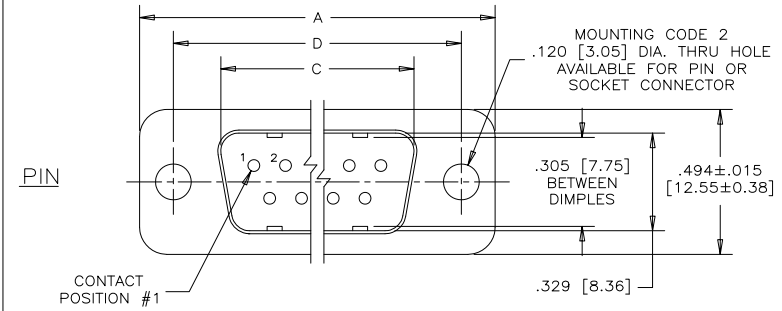
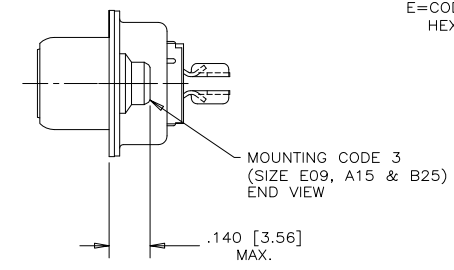
TERMINATION TYPE
M=SOLDER CUP TAILS

CONTACT FINISH/GOLD THICKNESS
NO DIGIT=STANDARD 15 MICRONS
[0.38 MICRONS] GOLD ON MATING AREA
G=50 MICRONS [1.27 MICRONS]
GOLD ON MATING AREA

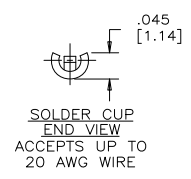
MODIFIER
O=STANDARD

FILTER CAPACITANCE
D=50 pF 5=1000 pF
B=100 pF 7=1200 pF
O=180 pF 6=1300 pF
F=330 pF J=1500 pF
L=380 pF E=2200 pF
1=470 pF 9=5600 pF
4=820 pF 8=47000 pF
N=NO FILTERS

REFER TO AMPHENOL CATALOGUE FOR FILTER PERFORMANCE CHARACTERISTICS



- NOTES:**
- MATERIALS: ALL MATERIALS ARE RoHS COMPLIANT.
 - SHELL: STEEL, TIN PLATED
 - CONTACTS: PHOSPHOR BRONZE, PLATED WITH GOLD OVER 50μ" [1.27 MICRONS] MINIMUM NICKEL IN THE MATING AREA AND 100μ" [2.54 MICRONS] MINIMUM MATTE TIN ON THE TAILS.
 - INSULATOR: ENGINEERING THERMOPLASTIC, GLASS REINFORCED, UL FLAMMABILITY RATING 94V-0, COLOUR: BLACK
 - MOUNTING HARDWARE, STEEL OR COPPER ALLOY, TIN OR NICKEL PLATED.
 - CONTACT RESISTANCE: 15 MILLIOHMS MAXIMUM
 - INSULATION RESISTANCE: 3000 MEGOHMS MINIMUM
 - CURRENT RATING: 5 AMPS MAXIMUM
 - OPERATING TEMPERATURE: -40°C TO 85°C
 - TOLERANCE UNLESS INDICATED OTHERWISE: ±.005 [0.13]



SIZE	STYLE	A±.015 [0.38]	B±.005 [0.13]	C±.005 [0.13]	D±.005 [0.13]	E BSC.
E09	PIN	1.213 [30.81]	-----	.666 [16.92]	.984 [24.99]	.432 [10.97]
	SOCKET	-----	.643 [16.33]	-----	-----	-----
A15	PIN	1.541 [39.14]	-----	.994 [25.25]	1.312 [33.32]	.756 [19.20]
	SOCKET	-----	.971 [24.66]	-----	-----	-----
B25	PIN	2.088 [53.04]	-----	1.534 [38.96]	1.852 [47.04]	1.304 [33.12]
	SOCKET	-----	1.511 [38.38]	-----	-----	-----
C37	PIN	2.729 [69.32]	-----	2.182 [55.42]	2.500 [63.50]	1.956 [49.68]
	SOCKET	-----	2.159 [54.84]	-----	-----	-----

DRAWN K. LAMBIE	DATE JUN21/05	Amphenol Canada Corp.	
DESIGNED			
CHECKED		TITLE FCE17 SERIES FILTERED D-SUB CONNECTOR, PIN & SOCKET, SOLDER CUP CONTACTS, RoHS COMPLIANT	
I. E. APPRD.		DWG C	DRAWING NO. P-FCE17-XXXXM-XXOX
Q. A. APPRD.		SCALE 3/1	WT. -----
DWG. APPRD.		SURF. -----	SHEET 1 OF 1
ENG. REL. NO.			
REF. EAR 12758			
DIMENSIONS ARE IN INCHES [mm]	CODE ID. NO. 03554		

THIS DOCUMENT CONTAINS PROPRIETARY INFORMATION AND SUCH INFORMATION MAY NOT BE DISCLOSED TO OTHERS FOR ANY PURPOSE OR USED FOR MANUFACTURING PURPOSES WITHOUT WRITTEN PERMISSION FROM AMPHENOL CANADA CORP.