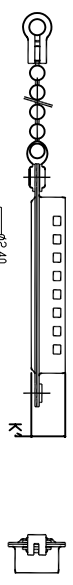


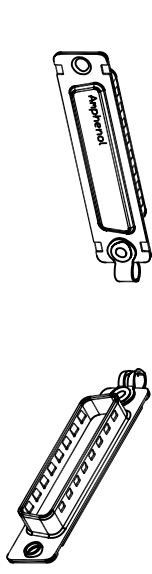
This document is the property of Amphenol Corporation and is delivered on the express condition that it is not to be distributed, reproduced or used, in whole or in part, without the prior consent of Amphenol Corporation. Amphenol Corporation will not be held responsible for any errors or omissions or for any consequences arising from the use of the information contained herein or for any damage caused by the use of the information in this document.



Flat MALE dust cover with Chain, for use with FEMALE connector

Part number


- 09 contacts or shell size E = L17D4K630 09
- 15 contacts or shell size A = L17D4K630 15
- 25 contacts or shell size B = L17D4K630 25
- 37 contacts or shell size C = L17D4K630 37
- 50 contacts or shell size D = L17D4K630 50



Flat FEMALE dust cover with Chain, for use with MALE connector

Part number

- 09 contacts or shell size E = L17D4K631 09
- 15 contacts or shell size A = L17D4K631 15
- 25 contacts or shell size B = L17D4K631 25
- 37 contacts or shell size C = L17D4K631 37
- 50 contacts or shell size D = L17D4K631 50

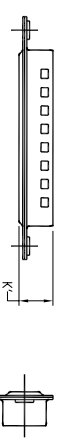


Shell = steel with tin plating



Size	B'	B	K'	K	E
E	16.8	16.4	7.6	7.9	12.4
A	25.1	24.8	7.6	7.9	12.4
B	38.8	38.5	7.6	7.9	12.4
C	55.3	54.9	7.6	7.9	12.4
D	52.7	52.5	7.6	7.9	15.2

REVISITONS		DATE	APPROVED
S/N	DESCRIPTION		
A		26/02/07	



Flat MALE dust cover with Chain, for use with FEMALE connector

Part number

- 09 contacts or shell size E = L17D4K630 10
- 15 contacts or shell size A = L17D4K630 16
- 25 contacts or shell size B = L17D4K630 26
- 37 contacts or shell size C = L17D4K630 38
- 50 contacts or shell size D = L17D4K630 51



Flat FEMALE dust cover with Chain, for use with MALE connector

Part number

- 09 contacts or shell size E = L17D4K631 10
- 15 contacts or shell size A = L17D4K631 16
- 25 contacts or shell size B = L17D4K631 26
- 37 contacts or shell size C = L17D4K631 38
- 50 contacts or shell size D = L17D4K631 51



Accessory, Dust Cover

Amphenol

<b>UNLESS OTHERWISE SPECIFIED</b> <b>TOLERANCES</b> U.S. METRIC .X +/- .030 .XX +/- .030 .XXX +/- .030 FRACTIONS +/- .030 ANGLES +/- .5° DIMENSIONS 2"		<b>APPROVAL</b> DRAWN IAE Bmg 16/03/07 CHECKED Shm 16/03/07	<b>DATE</b> 16/03/07
<b>FOR MATERIALS AND FINISHES</b> REMOVE SHARP EDGES DIMENSIONS DIMENSIONS TYPERS SHEET 1 OF 1		<b>ANGLE OF PROJECTION</b> 	
<b>TITLE</b> Accessory, Dust Cover		<b>SIZE</b> DRAWING NO. C L17D4K63XXX <b>SCALE</b> NONE <b>SHEET</b> 1 OF 1	