

# Modular Jacks

www.amphenolacp.com

# Amphenol

*Now you're connected*

Modular Jacks  
Amphenol

- Modular jacks available in RJ45 & RJ11 styles
- Select series available with or without LED options
- Variety of single and Bi-color LED options
- Shielding options available on most series
- Low frequency ferrite filtering available on select series

- Right angle & vertical housing options
- Single & multiport configurations
- Single & stacked dual row options
- Terminations available in PTH, SMT and Pressfit on select series
- True Vacuum Placeable, Tape & Reel, Tray and Tube packaging

- Category 3, 5 & 6 options
- UL recognized file # E135615
- CSA recognized file # LR68598
- Fully RoHS compliant
- Lead Free IR reflow process compatible




Modular Jack Quick Reference Options Table

Series	Orientation		Housing Option		Termination		Optical Indicator		Max Profile Above PCB in (mm)		Contacts per port	# of Ports	Performance Category	Solder Process		Packaging		
	Standard	Inverted	RJ45	RJ11	SMT	Thru hole	LED	Light-Pipe	Shielded	Non-Shielded				Reflow	Wave	Tape & Reel	Tray	
<b>Right Angle Modular Jacks single and multiport</b>																		
RJHSE		X	X	X		X	X		.530 (13.46)	.490 (12.45)	2-8	1-8	5	See Notes	X	X	X	
RJULE		X	X			X			.377 (9.58)	N/A	2-8	1	3	X	X	X	X	
RJCSE		X	X		X		X		.531 (13.48)	.521 (13.22)	2-8	1	3	See Notes		X		
RJLSE	X		X	X	X				.514 (13.07)	.462 (11.73)	2-8	1	3	X		X	X	
RJSSE		X	X	X	X		X		.525 (13.34)	.515 (13.08)	2-8	1-4	5	X		X	X	
RJSBE	X		X	X		X	X		.500 (12.69)	.493 (12.52)	2-8	1-4	3	X	X		X	
FRJAE	X		X	X		X			.510 (12.95)	.500 (12.7)	2-8	1-8	3	X	X		X	
RJE01		X		X		X			.514 (13.08)	.507 (12.88)	2-6	1-2	3	X	X		X	
RJE02	X		X	X		X			N/A	.630 (16.00)	2-8	1	3	See Notes	X		X	
RJE03	X		X	X		X			.519 (13.19)	.494 (12.54)	2-8	1	3	See Notes	X		X	
RJE05	X		X	X		X			.463 (11.75)	.453 (11.50)	2-8	1	3	See Notes	X	X	X	
RJE07	X		X	X	X				.530 (13.46)	.500 (12.70)	2-8	1	3	X			X	
RJE09	X		X			X			.543 (13.80)	.535 (13.59)	2-10	1-12	3	See Notes	X		X	
<b>Stacked Right Angle Modular Jacks</b>																		
RJSAE	Bottom	Top	X	X		X	X		.100 (25.4)	.990 (25.14)	2-8	2,4,8	5	See Notes	X		X	
<b>Vertical Modular Jacks</b>																		
RJHSE-3		X	X	X		X	X		.625 (15.88)	.610 (15.50)	2-8	1	5	See Notes	X		X	
RJHSE-N		X	X	X		X	X		.621 (15.77)	.613 (15.57)	2-8	4,5	5	See Notes	X		X	
RJE06	X		X			X			.656 (16.65)	.640 (16.26)	2-8	1	3	See Notes	X		X	
RJE08	X		X	X		X			N/A	.645 (16.38)	2-10	1	3	See Notes	X		X	
RJE23		X	X	X	X				N/A	.501 (12.72)	2-8	1	3	X		X		
<b>Dual Row Vertical Modular Jacks</b>																		
RJSVE		X	X			X	X		.621 (15.77)	.613 (15.57)	2-8	8-10	5	See Notes	X		X	
<b>Modular Jack Accessories</b>																		
FRJ2X11	RJ45 and RJ11 Dust Cover																	
RJHSE-238D	Lead Free IR Reflow Solder Process Protective Heat Shield for Modular Jacks with integrated LED's																	


**Tab Up Right Angle Single and Multiport RoHS Compliant Modular Jacks with Shield and LED Options in RJ45 and RJ11 Configuration:**

Typical Part Number Structure for Single Port - RJHSE-XXXX

Typical Part Number Structure for Multi Port - RJHSE-XXXX-XX


RJHSE	-	X	X	X	X	-	XX
	Type	Shielding	Number of Contacts	LED Option		# of ports	
	X = 5 (RJ45) X = 7 (RJ11)	X = 3 For Shield X = 0 For No Shield	X = 1 to 8 (RJ45) X = 1 to 6 (RJ11)	X ≠ 0 For LED's X = 0 For No LED's		XX = blank for 1 port XX = 02 for 2 port XX = 04 for 4 port etc. up to 8 ports	
See LED Options Table							

Typical Part Number Structure - RJE01-6XX-0X


RJE01	-	6	X	X	-	0X
	Type	Number of Contacts		Shield Option		# of ports
	RJ11	X = 1 to 6		X = 0 No Shield X = 1 Shield X = 2 Solder Anchor X = 5 Shield No Tabs w PCB Tails		0X = 01 for 1 port 0X = 02 for 2 port

**Surface Mount R/A Single and Multiport RoHS Compliant Modular Jacks with Shield, Light-Pipe and LED Options in RJ45 and RJ11 Configuration**

Typical Part Number Structure - RJCSE-XXXX-01


RJCSE	-	X	X	X	X	-	01
	Type & Plating	Shielding	Number of Contacts	LED Option		# of Ports	
	X = 5 (RJ45, 50u" Au) X = 4 (RJ45, 30u" Au) X = 3 (RJ45, 15u" Au)	X = 3 For Shield X = 0 For No Shield	X = 1 to 8	X ≠ 0 For LED's X = 0 For No LED's		Single Port	
See LED Options Table							

Typical Part Number Structure - RJLSE-XXXX-01T


RJLSE	-	X	X	X	X	-	01	T
	Type	Plating	Shield Option	Number of Contacts	Housing Option		# of ports	Packaging
	X=4 (RJ45) X=6 (RJ11)	0 = Gold Flash 1 = 15u" Au 2 = 30u" Au 3 = 50u" Au	X = 0 No Shield X = 1 Shield X = 2 Solder Anchor	X = 1 to 8	X = 1 For Black Housing X = 2 For Yellow Housing X = 3 For Red Housing X = 4 Black Long Body		Single Port	Tape & Reel

Typical Part Number Structure for Single Port - RJSSE-XXXX

Typical Part Number Structure for Multi Port - RJSSE-XXXX-XX


RJSSE	-	X	X	X	X	-	XX	
	Type	Shield	No Shield	Number of Contacts	Light-pipe/No Light-pipe		# of ports	
	X=5 (RJ45) X=7 (RJ11)	X=3	X=0	X = 1 to 8	X = 1	X = 0	X = 1	X = 0
XX = blank for 1 port XX = 02 for 2 port XX = 04 for 4 port								

Typical Part Number Structure - RJE07-1XX-XXX0


RJE07	-	1	X	X	-	X	X	0
	# of Ports	# of Positions # of Contacts		Shield Option	Plating Option	Flange Option		Modifier
	1	X=8 for RJ45 X=6 for RJ11	X = 4, 6 or 8 X = 4 or 6	X = 0 For No Shield X = 1 For Shield	X = 1 For 6u" Au X = 2 For 15u" Au X = 3 For 30u" Au X = 4 For 50 u" Au	X = 0 Without Flange X = 1 Flange Present		0 = Standard

**Tab Down Right Angle Single and Multiport RoHS Compliant Modular Jacks with Shield, LED and Filter Options in RJ45 and RJ11 Configuration**


Typical Part Number Structure - RJSBE-XXXX-CX

RJSBE	-	X	X	X	X	-	CX
	Type	Shield & filter Option	Number of Contacts	LED Option		# of ports	
	X = 5 for RJ45 X = 7 for RJ11	X = 0 No Shield X = 2 Shield + Filter X = 3 Shield	X = 1 to 8 (RJ45) X = 1 to 6 (RJ11)	X ≠ 0 For LED's X = 0 For No LED's		CX = C1 for 1 port CX = C2 for 2 port CX = C4 for 4 port	
See LED Options Table							


Typical Part Number Structure - RJULE-4X1XX-01X

RJULE	-	4	X	1	X	-	'01	X
	Type	Plating	Housing Color	# of Contacts	Shield Option		# of ports	Packaging
	RJ45	X = 0 For 6u" Au X = 1 For 15u" Au X = 2 For 30u" Au X = 3 For 50 u" Au	Black	X = 2 to 8	X = 0 No Shield X = 1 Shielded Top/Side Panel Ground Tabs X = 2 Shielded with Rear Panel Ground tab X = 3 Shielded No Panel Ground Tabs		Single Port	Blank = Tray T = Tape/Reel

Typical Part Number Structure - FRJAE-XXX-XX

FRJAE	-	X	X	X	-	XX
	Type	Shield and Filter Option		Number of Contacts	# of ports	
	X=4 (RJ45) X=6 (RJ11)	X = 0 No Shield X = 1 Filtered with Front Tab Shield X = 3 Front Tab Shield Only X = 4 Filtered Only X = 6 Filtered with Rear tab Shield X = 8 Rear tab Shield Only		X = 1 to 8	XX = 01 for 1 port XX = 02 for 2 port	

Typical Part Number Structure - RJE02-1XX-0XX0

RJE02	-	1	X	X	-	0	X	X	0
	# of Ports	# of Positions	# of Contacts	Shield Option	Plating Option	Flange Option		Modifier	
	1	X=8 for RJ45 X=6 for RJ11 X=4 for RJ9 X=A for RJ50	X = 4, 6 or 8 X = 4 or 6 X = 2 or 4 X = 10	0 = No Shield	X = 1 For 6u" Au X = 2 For 15u" Au X = 3 For 30u" Au X = 4 For 50 u" Au	X = 0 Without Flange X = 1 Flange Present		0 = Standard	


# Modular Jacks

# Amphenol

*Now you're connected*


www.amphenolacp.com

### Typical Part Number Structure - RJE03-1XX-XXX0


RJE03	- 1	X	X	- X	X	X	0
	# of Ports	# of Positions	# of Contacts	Shield Option	Plating Option	Flange Option	Modifier
	1	X=8 for RJ45 X=6 for RJ11 X=4 for RJ9 X=A for RJ50	X = 4, 6 or 8 X = 4 or 6 X = 2 or 4 X = 10	X = 0 For No Shield X = 1 For Shield	X = 1 For 6u"Au X = 2 For 15u"Au X = 3 For 30u" Au X = 4 For 50 u" Au	X = 0 Without Flange X = 1 Flange Present	0 = Standard

### Tab Down Right Angle Single and Multiport RoHS Compliant Modular Jacks with Shield, LED and Filter Options in RJ45 and RJ11 Configurations

#### Typical Part Number Structure - RJE05-1XX-XX10


RJE05	- 1	X	X	- X	X	1	0
	# of Ports	# of Positions	# of Contacts	Shield Option	Plating Option	Flange Option	Modifier
	1	X=8 for RJ45 X=6 for RJ11 X=4 for RJ9 X=A for RJ50	X = 4, 6 or 8 X = 4 or 6 X = 2 or 4 X = 10	X = 0 For No Shield X = 1 For Shield	X = 1 For 6u"Au X = 2 For 15u"Au X = 3 For 30u" Au X = 4 For 50 u" Au	1 = No Flange	0 = Standard

### Typical Part Number Structure for Single & Multi Port - RJE09-XXX-XXXX


RJE09	-	XXX	- X	X	X	0	
	# of Ports	# of Positions	# of Contacts	Shield Option	Plating Option	Flange Option	Modifier
		XXX = 188 for single port 8P8C XXX = 1AA for single port 10P10C XXX = 288 for dual port 8P8C XXX = 488 for quad port 8P8C XXX = 688 for six port 8P8C XXX = 888 for octal port 8P8C		X = 0 For No Shield X = 1 For Shield	X = 1 For 6u"Au X = 2 For 15u"Au X = 3 For 30u" Au X = 4 For 50 u" Au	1 = No Flange	0 = Standard

### Stacked Right Angle and Vertical RoHS Compliant Modular Jacks with Shield, LED and Filter Options in RJ45 and RJ11 Configurations

#### Typical Part Number Structure - RJSAE-XXXX-XX


RJSAE	-	X	X	X	X	-	XX
	Type	Shield & filter Option	Number of Contacts	LED Option			# of ports
	X = 5 for RJ45 X = 7 for RJ11	X = 0 No Shield X = 2 Shield + Filter X = 3 Shield	X = 1 to 8 (RJ45) X = 1 to 6 (RJ11)	X ≠ 0 For LED's X = 0 For No LED's See LED Options Table			XX = 02 for 1 over 1 XX = 04 for 2 over 2 XX = 08 for 4 over 4

### Typical Part Number Structure for Dual Row - RJSVE-XXXX-XX


RJSVE	-	X	X	X	X	-	XX
	Type	Shielding	Number of Contacts	LED Option			# of ports
	X = 5 For Dual Row RJ45 X = 7 For Dual Row RJ11 X = P For press fit contact RJ45	X = 3 For Shield X = 0 For No Shield	X = 1 to 8 (RJ45) X = 1 to 6 (RJ11)	X ≠ 0 For LED's X = 0 For No LED's See LED Options Table			XX = 01 for 1 port XX = 04 for 4 port XX = 05 for 5 port XX = 08 for 8 port Dual Row XX = 0A for 10 port Dual Row

### Vertical RoHS Compliant Modular Jacks with Shield and LED options in RJ45 and RJ11 Configurations


#### Typical Part Number Structure - RJHSE-XXXX

RJHSE	- X	X	X	X	X
	RJ45 RJ11	Shield Option	Number of Contacts	LED Option	
	X=3 X=7	X = 0 No Shield X = 3 Shield X = P Shield	X = 2 to 8 (RJ45) X = 2 to 6 (RJ11)	X ≠ 0 For LED's X = 0 For No LED's See LED Options Table	X ≠ 0 For LED's X = 0 For No LED's


### Typical Part Number Structure for Single Row - RJHSE-XXXX-XXX

RJHSE	- X	X	X	- X	X	X
	RJ45 RJ11	Shield Option	Number of Contacts	LED Option	Housing Colour	Number of Ports
	X=N X=D	X = 0 No Shield X = 3 Shield + Top & Side Tabs X = 4 Shield + Side Tabs Only X = 5 Shield + No Tabs X = 6 Shield + Top Tabs Only	X = 1 to 8	X ≠ 0 For LED's X = 0 For No LED's See LED Options Table	X = 0 for Black X = 6 For Grey	X = 4 X = 5


### Typical Part Number Structure - RJE06-188-XXX0

RJE06	- 1	8	8	- X	X	X	0
	# of Ports	# of Positions	# of Contacts	Shield Option	Plating	Flange Option	Modifier
	1	8	8	X = 0 No Shield X = 1 Shield	X = 1 For 6u"Au X = 2 For 15u"Au X = 3 For 30u" Au X = 4 For 50 u" Au	X = 1 with Flange 2 = Without Flange	0 = Standard

### Typical Part Number Structure - RJE08-1XX-0XX0

RJE08	- 1	X	X	- 0	X	X	0
	# of Ports	# of Positions	# of Positions	Place Holder	Plating	Flange Option	Modifier
	1	X = A for 10 X = 8 for 8 X = 6 for 6 X = 4 for 4	X = A for 10 X = 8 for 8 X = 6 for 6 X = 4 for 4	0 = Standard	X = 1 For 6u"Au X = 2 For 15u"Au X = 3 For 30u" Au X = 4 For 50 u" Au	X = 1 with Flange 2 = Without Flange	0 = Standard

### Typical Part Number Structure - RJE23-1XX-XXX0T

RJE23	- 1	X	X	- X	X	X	0T
	# of Ports	# of Positions	# of Contacts	Shield Option	Plating	Flange Option	Modifier
	1	X = 8 for 8 X = 6 for 6 X = 4 for 4 X = 2 for 2	X = 8 for 8 X = 6 for 6	X = 0 for No Shield X = 1 for Shield	X = 1 For 6u"Au X = 2 For 15u"Au X = 3 For 30u" Au X = 4 For 50 u" Au	X = 1 With Flange X = 2 No Flange	0T = Standard part packed in Tape and Reel


# Modular Jacks

www.amphenolacp.com


# Amphenol

*Now you're connected*

## Accessories for Modular Jack Connectors



FRJ-2411 dust cover for RJ45 connectors and the FRJ-2611 dust cover for RJ11 connector are ideal for protecting the internal structure of the connector from dust and moisture contamination



Innovative design and research are behind the development of the RJ protective LED Heat Shield. This shield protects the LED during the Lead Free IR Reflow Process. Without this heat protection many of the LED's would fail immediately after reflow or worse, in the field.

Standard LED Options										
LED 2	LED 1	X	LED 2	LED 1	X	LED 2	LED 1	X	LED 2	LED 1
		0	Blocked	Blocked	5	Green	Green	A	BiC GR/Y	BiC GR/Y
		1	Yellow	Green	6	Yellow	Yellow	B	BiC RD/GR	BiC RD/GR
		2	Blocked	Green	7	Red	Green	C	BiC RD/GR	BiC GR/Y
		3	Yellow	Blocked	8	Green	Red	D	Green	BiC GR/Y
		4	Green	Yellow	9	Green	Blocked	E	Yellow	BiC GR/Y


Other LED options are available, if you do not see what you are looking for please visit [www.amphenolcanada.com](http://www.amphenolcanada.com) or call 416-754-5656 and request complete LED ordering options.

### Notes:


- Modular Jacks with integrated LED's are not suitable for Lead Free IR Reflow process unless accompanied with protective LED Heat Shield
- Standard RJE0X series with through hole termination contacts are not suitable for IR reflow but can be ordered in high temperature material. Please contact factory for details
- Connectors suitable for IR reflow process have Moisture Sensitivity Level (MSL) of 2-2A
- Select RJSAE and FRJAE series are available with ferrite filtering. Please contact factory for details
- Low cost RJHSE series is available under RJESE series identifier. Please visit web site or contact factory for details

### Amphenol Modular Jack Applications:


#### NETWORKING



#### TELECOM



#### STORAGE



#### SERVERS



#### MEDICAL & INDUSTRIAL EQUIPMENT



#### HOME & OFFICE EQUIPMENT



#### CONSUMER ELECTRONICS



### Amphenol Commercial Products locations:

Amphenol Canada Corp.  
Ontario, Canada  
Tel: +1-416-291-4401  
Fax: +1-416-292-0647  
Email: [sales@amphenolcanada.com](mailto:sales@amphenolcanada.com)  
Web: [www.amphenolcanada.com](http://www.amphenolcanada.com)

Amphenol Commercial Products  
Americas  
Milpitas, CA, USA  
Tel: +1-408-546-0397  
Fax: +1-408-546-0399  
Email: [info@amphenolacp.com](mailto:info@amphenolacp.com)  
Web: [www.amphenolacp.com](http://www.amphenolacp.com)

Amphenol InfoCom Europe  
Houten, Netherlands  
Tel: +31-30-635-8000  
Fax: +31-30-637-7034  
Email: [info@amphenol-nl.com](mailto:info@amphenol-nl.com)  
Web: [www.amphenol-online.com](http://www.amphenol-online.com)

Amphenol East Asia Limited  
Hong Kong, China  
Tel: +852-2699-2663  
Fax: +852-2688-0974  
Email: [info@amphenol.com.hk](mailto:info@amphenol.com.hk)  
Web: [www.amphenol.com.hk](http://www.amphenol.com.hk)

Amphenol Shenzhen Sales Office  
Shenzhen, China  
Tel: +86-755-8368-3575  
Fax: +86-755-8368-3567  
Email: [info@amphenol.com.cn](mailto:info@amphenol.com.cn)  
Web: [www.amphenol.com.cn](http://www.amphenol.com.cn)

Amphenol Shanghai Sales Office  
Shanghai China  
Tel: +86-21-6267-5566  
Fax: +86-21-6272-7587  
Email: [info@amphenol.com.cn](mailto:info@amphenol.com.cn)  
Web: [www.amphenol.com.cn](http://www.amphenol.com.cn)

Amphenol China Sales Offices  
Beijing  
Tel: +86-10-6468-4019  
Fax: +86-10-6468-4020

Xi'an  
Tel/Fax: +86-29-8781-3718  
Email: [info@amphenol.com.cn](mailto:info@amphenol.com.cn)  
Web: [www.amphenol.com.cn](http://www.amphenol.com.cn)

Amphenol Australia Pty Limited  
Melbourne, Australia  
Tel: +61-3-8796-8888  
Fax: +61-3-8796-8801  
Email: [info@amphenol.com.au](mailto:info@amphenol.com.au)  
Web: [www.amphenol.com.au](http://www.amphenol.com.au)

Amphenol Taiwan Corporation  
Taoyuan, Taiwan  
Tel: +886-3-264-7200  
Fax: +886-3-327-5296  
Email: [info@amphenol.com.tw](mailto:info@amphenol.com.tw)  
Web: [www.amphenol.com.tw](http://www.amphenol.com.tw)

Amphenol Japan Infocom  
Tokyo, Japan  
Tel: +81-45-473-9191  
Fax: +81-45-473-9203  
Email: [info@amphenol.co.jp](mailto:info@amphenol.co.jp)  
Web: [www.amphenol.co.jp](http://www.amphenol.co.jp)

Amphenol Dae Shin Limited  
Bucheon, Korea  
Tel: +82-32-610-3800  
Fax: +82-32-673-2507  
Email: [info@amphenol.co.kr](mailto:info@amphenol.co.kr)  
Web: [www.amphenol.co.kr](http://www.amphenol.co.kr)

Amphenol East Asia Limited - South East Asia  
The Concourse, Singapore  
Tel: +65-6294-2128  
Fax: +65-6294-3522  
Email: [info@amphenol.com.sg](mailto:info@amphenol.com.sg)  
Web: [www.amphenol.com.sg](http://www.amphenol.com.sg)