

Modular Jacks

www.amphenolacp.com

Amphenol

Now you're connected

Modular Jacks
Amphenol

- Modular jacks available in RJ45 & RJ11 styles
- Select series available with or without LED options
- Variety of single and Bi-color LED options
- Shielding options available on most series
- Low frequency ferrite filtering available on select series

- Right angle & vertical housing options
- Single & multiport configurations
- Single & stacked dual row options
- Terminations available in PTH, SMT and Pressfit on select series
- True Vacuum Placeable, Tape & Reel, Tray and Tube packaging

- Category 3, 5 & 6 options
- UL recognized file # E135615
- CSA recognized file # LR68598
- Fully RoHS compliant
- Lead Free IR reflow process compatible



Modular Jack Quick Reference Options Table

| Series | Orientation | | Housing Option | | Termination | | Optical Indicator | | Max Profile Above PCB in (mm) | | Contacts per port | # of Ports | Performance Category | Solder Process | | Packaging | | |
|---|---|----------|----------------|------|-------------|-----------|-------------------|------------|-------------------------------|--------------|-------------------|------------|----------------------|----------------|------|-------------|------|--|
| | Standard | Inverted | RJ45 | RJ11 | SMT | Thru hole | LED | Light-Pipe | Shielded | Non-Shielded | | | | Reflow | Wave | Tape & Reel | Tray | |
| Right Angle Modular Jacks single and multiport | | | | | | | | | | | | | | | | | | |
| RJHSE | | X | X | X | | X | X | | .530 (13.46) | .490 (12.45) | 2-8 | 1-8 | 5 | See Notes | X | X | X | |
| RJULE | | X | X | | | X | | | .377 (9.58) | N/A | 2-8 | 1 | 3 | X | X | X | X | |
| RJCSE | | X | X | | X | | X | | .531 (13.48) | .521 (13.22) | 2-8 | 1 | 3 | See Notes | | X | | |
| RJLSE | X | | X | X | X | | | | .514 (13.07) | .462 (11.73) | 2-8 | 1 | 3 | X | | X | X | |
| RJSSE | | X | X | X | X | | X | | .525 (13.34) | .515 (13.08) | 2-8 | 1-4 | 5 | X | | X | X | |
| RJSBE | X | | X | X | | X | X | | .500 (12.69) | .493 (12.52) | 2-8 | 1-4 | 3 | X | X | | X | |
| FRJAE | X | | X | X | | X | | | .510 (12.95) | .500 (12.7) | 2-8 | 1-8 | 3 | X | X | | X | |
| RJE01 | | X | | X | | X | | | .514 (13.08) | .507 (12.88) | 2-6 | 1-2 | 3 | X | X | | X | |
| RJE02 | X | | X | X | | X | | | N/A | .630 (16.00) | 2-8 | 1 | 3 | See Notes | X | | X | |
| RJE03 | X | | X | X | | X | | | .519 (13.19) | .494 (12.54) | 2-8 | 1 | 3 | See Notes | X | | X | |
| RJE05 | X | | X | X | | X | | | .463 (11.75) | .453 (11.50) | 2-8 | 1 | 3 | See Notes | X | X | X | |
| RJE07 | X | | X | X | X | | | | .530 (13.46) | .500 (12.70) | 2-8 | 1 | 3 | X | | | X | |
| RJE09 | X | | X | | | X | | | .543 (13.80) | .535 (13.59) | 2-10 | 1-12 | 3 | See Notes | X | | X | |
| Stacked Right Angle Modular Jacks | | | | | | | | | | | | | | | | | | |
| RJSAE | Bottom | Top | X | X | | X | X | | .100 (25.4) | .990 (25.14) | 2-8 | 2,4,8 | 5 | See Notes | X | | X | |
| Vertical Modular Jacks | | | | | | | | | | | | | | | | | | |
| RJHSE-3 | | X | X | X | | X | X | | .625 (15.88) | .610 (15.50) | 2-8 | 1 | 5 | See Notes | X | | X | |
| RJHSE-N | | X | X | X | | X | X | | .621 (15.77) | .613 (15.57) | 2-8 | 4,5 | 5 | See Notes | X | | X | |
| RJE06 | X | | X | | | X | | | .656 (16.65) | .640 (16.26) | 2-8 | 1 | 3 | See Notes | X | | X | |
| RJE08 | X | | X | X | | X | | | N/A | .645 (16.38) | 2-10 | 1 | 3 | See Notes | X | | X | |
| RJE23 | | X | X | X | X | | | | N/A | .501 (12.72) | 2-8 | 1 | 3 | X | | X | | |
| Dual Row Vertical Modular Jacks | | | | | | | | | | | | | | | | | | |
| RJSVE | | X | X | | | X | X | | .621 (15.77) | .613 (15.57) | 2-8 | 8-10 | 5 | See Notes | X | | X | |
| Modular Jack Accessories | | | | | | | | | | | | | | | | | | |
| FRJ2X11 | RJ45 and RJ11 Dust Cover | | | | | | | | | | | | | | | | | |
| RJHSE-238D | Lead Free IR Reflow Solder Process Protective Heat Shield for Modular Jacks with integrated LED's | | | | | | | | | | | | | | | | | |

Tab Up Right Angle Single and Multiport RoHS Compliant Modular Jacks with Shield and LED Options in RJ45 and RJ11 Configuration:

Typical Part Number Structure for Single Port - RJHSE-XXXX

Typical Part Number Structure for Multi Port - RJHSE-XXXX-XX

| RJHSE | - | X | X | X | X | - | XX |
|-----------------------|------------------------------|---|--|---------------------------------------|---|------------|----|
| | Type | Shielding | | Number of Contacts | LED Option | # of ports | |
| | X = 5 (RJ45) X = 7 (RJ11) | X = 3 For Shield X = 0 For No Shield | X = 1 to 8 (RJ45) X = 1 to 6 (RJ11) | X ≠ 0 For LED's X = 0 For No LED's | XX = blank for 1 port XX = 02 for 2 port XX = 04 for 4 port etc. up to 8 ports | | |
| See LED Options Table | | | | | | | |

Typical Part Number Structure - RJE01-6XX-0X

| RJE01 | - | 6 | X | X | - | 0X | |
|-------|------|--------------------|---|---|--|----|--|
| | Type | Number of Contacts | | | Shield Option | | # of ports |
| | RJ11 | X = 1 to 6 | | | X = 0 No Shield X = 1 Shield X = 2 Solder Anchor X = 5 Shield No Tabs w PCB Tails | | 0X = 01 for 1 port 0X = 02 for 2 port |

Surface Mount R/A Single and Multiport RoHS Compliant Modular Jacks with Shield, Light-Pipe and LED Options in RJ45 and RJ11 Configuration

Typical Part Number Structure - RJCSE-XXXX-01

| RJCSE | - | X | X | X | X | - | 01 |
|-----------------------|---|---|------------|---------------------------------------|-------------|------------|----|
| | Type & Plating | Shielding | | Number of Contacts | LED Option | # of Ports | |
| | X = 5 (RJ45, 50u" Au) X = 4 (RJ45, 30u" Au) X = 3 (RJ45, 15u" Au) | X = 3 For Shield X = 0 For No Shield | X = 1 to 8 | X ≠ 0 For LED's X = 0 For No LED's | Single Port | | |
| See LED Options Table | | | | | | | |

Typical Part Number Structure - R JLSE-XXXX-01T

| R JLSE | - | X | X | X | X | X | - | 01 | T |
|--------|--------------------------|---|--|--------------------|---|---|-------------|-------------|---|
| | Type | Plating | Shield Option | Number of Contacts | Housing Option | | # of ports | Packaging | |
| | X=4 (RJ45) X=6 (RJ11) | 0 = Gold Flash 1 = 15u" Au 2 = 30u" Au 3 = 50u" Au | X = 0 No Shield X = 1 Shield X = 2 Solder Anchor | X = 1 to 8 | X = 1 For Black Housing X = 2 For Yellow Housing X = 3 For Red Housing X = 4 Black Long Body | | Single Port | Tape & Reel | |

Typical Part Number Structure for Single Port - RJSSE-XXXX

Typical Part Number Structure for Multi Port - RJSSE-XXXX-XX

| RJSSE | - | X | X | X | X | X | - | XX |
|---|--------------------------|--------|-----------|--------------------|--------------------------|-------|------------|-------|
| | Type | Shield | No Shield | Number of Contacts | Light-pipe/No Light-pipe | | # of ports | |
| | X=5 (RJ45) X=7 (RJ11) | X=3 | X=0 | X = 1 to 8 | X = 1 | X = 0 | X = 1 | X = 0 |
| XX = blank for 1 port XX = 02 for 2 port XX = 04 for 4 port | | | | | | | | |

Typical Part Number Structure - RJE07-1XX-XXX0

| RJE07 | - | 1 | X | X | - | X | X | X | 0 |
|-------|------------|------------------------------|-----------------------------|---|--|--|---------------|---|----------|
| | # of Ports | # of Positions | | # of Contacts | Shield Option | Plating Option | Flange Option | | Modifier |
| | 1 | X=8 for RJ45 X=6 for RJ11 | X = 4, 6 or 8 X = 4 or 6 | X = 0 For No Shield X = 1 For Shield | X = 1 For 6u" Au X = 2 For 15u" Au X = 3 For 30u" Au X = 4 For 50 u" Au | X = 0 Without Flange X = 1 Flange Present | 0 = Standard | | |

Tab Down Right Angle Single and Multiport RoHS Compliant Modular Jacks with Shield, LED and Filter Options in RJ45 and RJ11 Configuration

Typical Part Number Structure - RJSBE-XXXX-CX

| RJSBE | - | X | X | X | X | - | CX |
|-----------------------|----------------------------------|--|--|---------------------------------------|--|------------|----|
| | Type | Shield & filter Option | | Number of Contacts | LED Option | # of ports | |
| | X = 5 for RJ45 X = 7 for RJ11 | X = 0 No Shield X = 2 Shield + Filter X = 3 Shield | X = 1 to 8 (RJ45) X = 1 to 6 (RJ11) | X ≠ 0 For LED's X = 0 For No LED's | CX = C1 for 1 port CX = C2 for 2 port CX = C4 for 4 port | | |
| See LED Options Table | | | | | | | |

Typical Part Number Structure - RJULE-4X1XX-01X

| RJULE | - | 4 | X | 1 | X | X | - | '01 | X |
|-------|------|--|---------------|---------------|--|---|-------------|-------------------------------|---|
| | Type | Plating | Housing Color | # of Contacts | Shield Option | | # of ports | Packaging | |
| | RJ45 | X = 0 For 6u" Au X = 1 For 15u" Au X = 2 For 30u" Au X = 3 For 50 u" Au | Black | X = 2 to 8 | X = 0 No Shield X = 1 Shielded Top/Side Panel Ground Tabs X = 2 Shielded with Rear Panel Ground tab X = 3 Shielded No Panel Ground Tabs | | Single Port | Blank = Tray T = Tape/Reel | |

Typical Part Number Structure - FRJAE-XXX-XX

| FRJAE | - | X | X | X | - | XX |
|-------|--------------------------|--|---|---|--------------------|--|
| | Type | Shield and Filter Option | | | Number of Contacts | # of ports |
| | X=4 (RJ45) X=6 (RJ11) | X = 0 No Shield X = 1 Filtered with Front Tab Shield X = 3 Front Tab Shield Only X = 4 Filtered Only X = 6 Filtered with Rear tab Shield X = 8 Rear tab Shield Only | | | X = 1 to 8 | XX = 01 for 1 port XX = 02 for 2 port |

Typical Part Number Structure - RJE02-1XX-0XX0

| RJE02 | - | 1 | X | X | - | 0 | X | X | 0 |
|-------|------------|---|---|---------------|--|--|---|--------------|---|
| | # of Ports | # of Positions | # of Contacts | Shield Option | Plating Option | Flange Option | | Modifier | |
| | 1 | X=8 for RJ45 X=6 for RJ11 X=4 for RJ9 X=A for RJ50 | X = 4, 6 or 8 X = 4 or 6 X = 2 or 4 X = 10 | 0 = No Shield | X = 1 For 6u" Au X = 2 For 15u" Au X = 3 For 30u" Au X = 4 For 50 u" Au | X = 0 Without Flange X = 1 Flange Present | | 0 = Standard | |


Modular Jacks

Amphenol

Now you're connected


www.amphenolacp.com

Typical Part Number Structure - RJE03-1XX-XXX0


| RJE03 | - 1 | X | X | - X | X | X | 0 |
|---|------------|---|---|---|--|--|--------------|
| | # of Ports | # of Positions | # of Contacts | Shield Option | Plating Option | Flange Option | Modifier |
|  | 1 | X=8 for RJ45 X=6 for RJ11 X=4 for RJ9 X=A for RJ50 | X = 4, 6 or 8 X = 4 or 6 X = 2 or 4 X = 10 | X = 0 For No Shield X = 1 For Shield | X = 1 For 6u"Au X = 2 For 15u"Au X = 3 For 30u" Au X = 4 For 50 u" Au | X = 0 Without Flange X = 1 Flange Present | 0 = Standard |

Tab Down Right Angle Single and Multiport RoHS Compliant Modular Jacks with Shield, LED and Filter Options in RJ45 and RJ11 Configurations

Typical Part Number Structure - RJE05-1XX-XX10


| RJE05 | - 1 | X | X | - X | X | 1 | 0 |
|---|------------|---|---|---|--|---------------|--------------|
| | # of Ports | # of Positions | # of Contacts | Shield Option | Plating Option | Flange Option | Modifier |
|  | 1 | X=8 for RJ45 X=6 for RJ11 X=4 for RJ9 X=A for RJ50 | X = 4, 6 or 8 X = 4 or 6 X = 2 or 4 X = 10 | X = 0 For No Shield X = 1 For Shield | X = 1 For 6u"Au X = 2 For 15u"Au X = 3 For 30u" Au X = 4 For 50 u" Au | 1 = No Flange | 0 = Standard |

Typical Part Number Structure for Single & Multi Port - RJE09-XXX-XXXX


| RJE09 | - | XXX | - X | X | X | 0 | |
|---|------------|--|---------------|---|--|---------------|--------------|
| | # of Ports | # of Positions | # of Contacts | Shield Option | Plating Option | Flange Option | Modifier |
|  | | XXX = 188 for single port 8P8C XXX = 1AA for single port 10P10C XXX = 288 for dual port 8P8C XXX = 488 for quad port 8P8C XXX = 688 for six port 8P8C XXX = 888 for octal port 8P8C | | X = 0 For No Shield X = 1 For Shield | X = 1 For 6u"Au X = 2 For 15u"Au X = 3 For 30u" Au X = 4 For 50 u" Au | 1 = No Flange | 0 = Standard |

Stacked Right Angle and Vertical RoHS Compliant Modular Jacks with Shield, LED and Filter Options in RJ45 and RJ11 Configurations

Typical Part Number Structure - RJSAE-XXXX-XX


| RJSAE | - | X | X | X | X | - | XX |
|---|----------------------------------|--|--|--|---|---|--|
| | Type | Shield & filter Option | Number of Contacts | LED Option | | | # of ports |
|  | X = 5 for RJ45 X = 7 for RJ11 | X = 0 No Shield X = 2 Shield + Filter X = 3 Shield | X = 1 to 8 (RJ45) X = 1 to 6 (RJ11) | X ≠ 0 For LED's X = 0 For No LED's See LED Options Table | | | XX = 02 for 1 over 1 XX = 04 for 2 over 2 XX = 08 for 4 over 4 |

Typical Part Number Structure for Dual Row - RJSVE-XXXX-XX


| RJSVE | - | X | X | X | X | - | XX |
|--|--|---|--|--|---|---|---|
| | Type | Shielding | Number of Contacts | LED Option | | | # of ports |
|  | X = 5 For Dual Row RJ45 X = 7 For Dual Row RJ11 X = P For press fit contact RJ45 | X = 3 For Shield X = 0 For No Shield | X = 1 to 8 (RJ45) X = 1 to 6 (RJ11) | X ≠ 0 For LED's X = 0 For No LED's See LED Options Table | | | XX = 01 for 1 port XX = 04 for 4 port XX = 05 for 5 port XX = 08 for 8 port Dual Row XX = 0A for 10 port Dual Row |

Vertical RoHS Compliant Modular Jacks with Shield and LED options in RJ45 and RJ11 Configurations


Typical Part Number Structure - RJHSE-XXXX

| RJHSE | - X | X | X | X | X |
|---|-----------|---|--|--|---|
| | RJ45 RJ11 | Shield Option | Number of Contacts | LED Option | |
|  | X=3 X=7 | X = 0 No Shield X = 3 Shield X = P Shield | X = 2 to 8 (RJ45) X = 2 to 6 (RJ11) | X ≠ 0 For LED's X = 0 For No LED's See LED Options Table | |


Typical Part Number Structure for Single Row - RJHSE-XXXX-XXX

| RJHSE | - X | X | X | - X | X | X |
|---|-----------|--|--------------------|--|-----------------------------------|-----------------|
| | RJ45 RJ11 | Shield Option | Number of Contacts | LED Option | Housing Colour | Number of Ports |
|  | X=N X=D | X = 0 No Shield X = 3 Shield + Top & Side Tabs X = 4 Shield + Side Tabs Only X = 5 Shield + No Tabs X = 6 Shield + Top Tabs Only | X = 1 to 8 | X ≠ 0 For LED's X = 0 For No LED's See LED Options Table | X = 0 for Black X = 6 For Grey | X = 4 X = 5 |


Typical Part Number Structure - RJE06-188-XXX0

| RJE06 | - 1 | 8 | 8 | - X | X | X | 0 |
|---|------------|----------------|---------------|---------------------------------|--|---|--------------|
| | # of Ports | # of Positions | # of Contacts | Shield Option | Plating | Flange Option | Modifier |
|  | 1 | 8 | 8 | X = 0 No Shield X = 1 Shield | X = 1 For 6u"Au X = 2 For 15u"Au X = 3 For 30u" Au X = 4 For 50 u" Au | X = 1 with Flange 2 = Without Flange | 0 = Standard |

Typical Part Number Structure - RJE08-1XX-0XX0

| RJE08 | - 1 | X | X | - 0 | X | X | 0 |
|---|------------|---|---|--------------|--|---|--------------|
| | # of Ports | # of Positions | # of Positions | Place Holder | Plating | Flange Option | Modifier |
|  | 1 | X = A for 10 X = 8 for 8 X = 6 for 6 X = 4 for 4 | X = A for 10 X = 8 for 8 X = 6 for 6 X = 4 for 4 | 0 = Standard | X = 1 For 6u"Au X = 2 For 15u"Au X = 3 For 30u" Au X = 4 For 50 u" Au | X = 1 with Flange 2 = Without Flange | 0 = Standard |

Typical Part Number Structure - RJE23-1XX-XXX0T

| RJE23 | - 1 | X | X | - X | X | X | 0T |
|---|------------|--|----------------------------|---|--|--------------------------------------|--|
| | # of Ports | # of Positions | # of Contacts | Shield Option | Plating | Flange Option | Modifier |
|  | 1 | X = 8 for 8 X = 6 for 6 X = 4 for 4 X = 2 for 2 | X = 8 for 8 X = 6 for 6 | X = 0 for No Shield X = 1 for Shield | X = 1 For 6u"Au X = 2 For 15u"Au X = 3 For 30u" Au X = 4 For 50 u" Au | X = 1 With Flange X = 2 No Flange | 0T = Standard part packed in Tape and Reel |


Modular Jacks

www.amphenolacp.com


Amphenol

Now you're connected

Accessories for Modular Jack Connectors



FRJ-2411 dust cover for RJ45 connectors and the FRJ-2611 dust cover for RJ11 connector are ideal for protecting the internal structure of the connector from dust and moisture contamination



Innovative design and research are behind the development of the RJ protective LED Heat Shield. This shield protects the LED during the Lead Free IR Reflow Process. Without this heat protection many of the LED's would fail immediately after reflow or worse, in the field.


| Standard LED Options | | | | | | | | | | |
|---|-------|---|---------|---------|---|--------|---------|---|-----------|-----------|
| LED 2 | LED 1 | X | LED 2 | LED 1 | X | LED 2 | LED 1 | X | LED 2 | LED 1 |
| | | 0 | Blocked | Blocked | 5 | Green | Green | A | BiC GR/Y | BiC GR/Y |
| | | 1 | Yellow | Green | 6 | Yellow | Yellow | B | BiC RD/GR | BiC RD/GR |
| | | 2 | Blocked | Green | 7 | Red | Green | C | BiC RD/GR | BiC GR/Y |
| | | 3 | Yellow | Blocked | 8 | Green | Red | D | Green | BiC GR/Y |
| | | 4 | Green | Yellow | 9 | Green | Blocked | E | Yellow | BiC GR/Y |
| Other LED options are available, if you do not see what you are looking for please visit www.amphenolcanada.com or call 416-754-5656 and request complete LED ordering options. | | | | | | | | | | |

Notes:

- Modular Jacks with integrated LED's are not suitable for Lead Free IR Reflow process unless accompanied with protective LED Heat Shield
- Standard RJE0X series with through hole termination contacts are not suitable for IR reflow but can be ordered in high temperature material. Please contact factory for details
- Connectors suitable for IR reflow process have Moisture Sensitivity Level (MSL) of 2-2A
- Select RJSAE and FRJAE series are available with ferrite filtering. Please contact factory for details
- Low cost RJHSE series is available under RJESE series identifier. Please visit web site or contact factory for details

Amphenol Modular Jack Applications:


NETWORKING



TELECOM



STORAGE



SERVERS



MEDICAL & INDUSTRIAL EQUIPMENT



HOME & OFFICE EQUIPMENT



CONSUMER ELECTRONICS



Amphenol Commercial Products locations:

| | | | | | | |
|--|---|--|--|--|--|---|
| Amphenol Canada Corp. Ontario, Canada Tel: +1-416-291-4401 Fax: +1-416-292-0647 Email: sales@amphenolcanada.com Web: www.amphenolcanada.com | Amphenol Commercial Products Americas Milpitas, CA, USA Tel: +1-408-546-0397 Fax: +1-408-546-0399 Email: info@amphenolacp.com Web: www.amphenolacp.com | Amphenol InfoCom Europe Houten, Netherlands Tel: +31-30-635-8000 Fax: +31-30-637-7034 Email: info@amphenol-nl.com Web: www.amphenol-online.com | Amphenol East Asia Limited Hong Kong, China Tel: +852-2699-2663 Fax: +852-2688-0974 Email: info@amphenol.com.hk Web: www.amphenol.com.hk | Amphenol Shenzhen Sales Office Shenzhen, China Tel: +86-755-8368-3575 Fax: +86-755-8368-3567 Email: info@amphenol.com.cn Web: www.amphenol.com.cn | Amphenol Shanghai Sales Office Shanghai China Tel: +86-21-6267-5566 Fax: +86-21-6272-7587 Email: info@amphenol.com.cn Web: www.amphenol.com.cn | Amphenol China Sales Offices Beijing Tel: +86-10-6468-4019 Fax: +86-10-6468-4020 Xi'an Tel/Fax: +86-29-8781-3718 Email: info@amphenol.com.cn Web: www.amphenol.com.cn |
| Amphenol Australia Pty Limited Melbourne, Australia Tel: +61-3-8796-8888 Fax: +61-3-8796-8801 Email: info@amphenol.com.au Web: www.amphenol.com.au | Amphenol Taiwan Corporation Taoyuan, Taiwan Tel: +886-3-264-7200 Fax: +886-3-327-5296 Email: info@amphenol.com.tw Web: www.amphenol.com.tw | Amphenol Japan Infocom Tokyo, Japan Tel: +81-45-473-9191 Fax: +81-45-473-9203 Email: info@amphenol.co.jp Web: www.amphenol.co.jp | Amphenol Dae Shin Limited Bucheon, Korea Tel: +82-32-610-3800 Fax: +82-32-673-2507 Email: info@amphenol.co.kr Web: www.amphenol.co.kr | Amphenol East Asia Limited - South East Asia The Concourse, Singapore Tel: +65-6294-2128 Fax: +65-6294-3522 Email: info@amphenol.com.sg Web: www.amphenol.com.sg | | |