

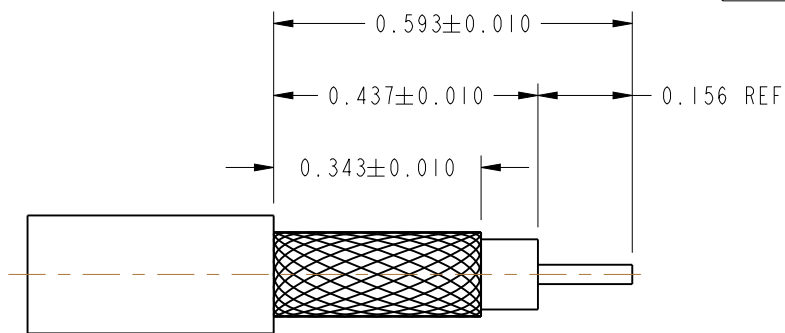
NOTES:

1. MATERIALS AND FINISHES:
 BODY - BRASS, SILVER PLATING
 CONTACT - PHOSPHOR BRONZE, GOLD PLATING
 INSULATOR - PTFE
2. ELECTRICAL:
 A. IMPEDANCE: 50 OHM
3. PACKAGING:
 A. QUANTITY: SINGLE PACK
 B. MARKING: BAG TO BE MARKED
 "AMPHENOLRF, 31-4327, AND DATE CODE"
4. ASTERISK (*) SHOWS CABLE ENTRY DIMENSIONS.
5. CUSTOMER NOTE: SOLDER CONTACT TO CABLE.
 WHEN CRIMPING CONTACT TO CABLE, CRIMP WITH AMPHENOL TOOL
 227-944 (M22520/5-01) & DIE SET 227-1221-11, CAVITY 'B'
 (M22520/5-11, CLOSURE 'B')
6. CRIMP WITH AMPHENOL TOOL 227-944 (M22520/5-01)
 & DIE SET 227-1221-11, CAVITY 'A' (M22520/5-11, CLOSURE 'A')

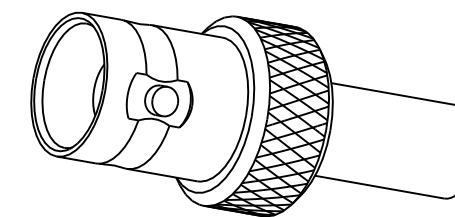
THIRD ANGLE PROJ.

REVISIONS

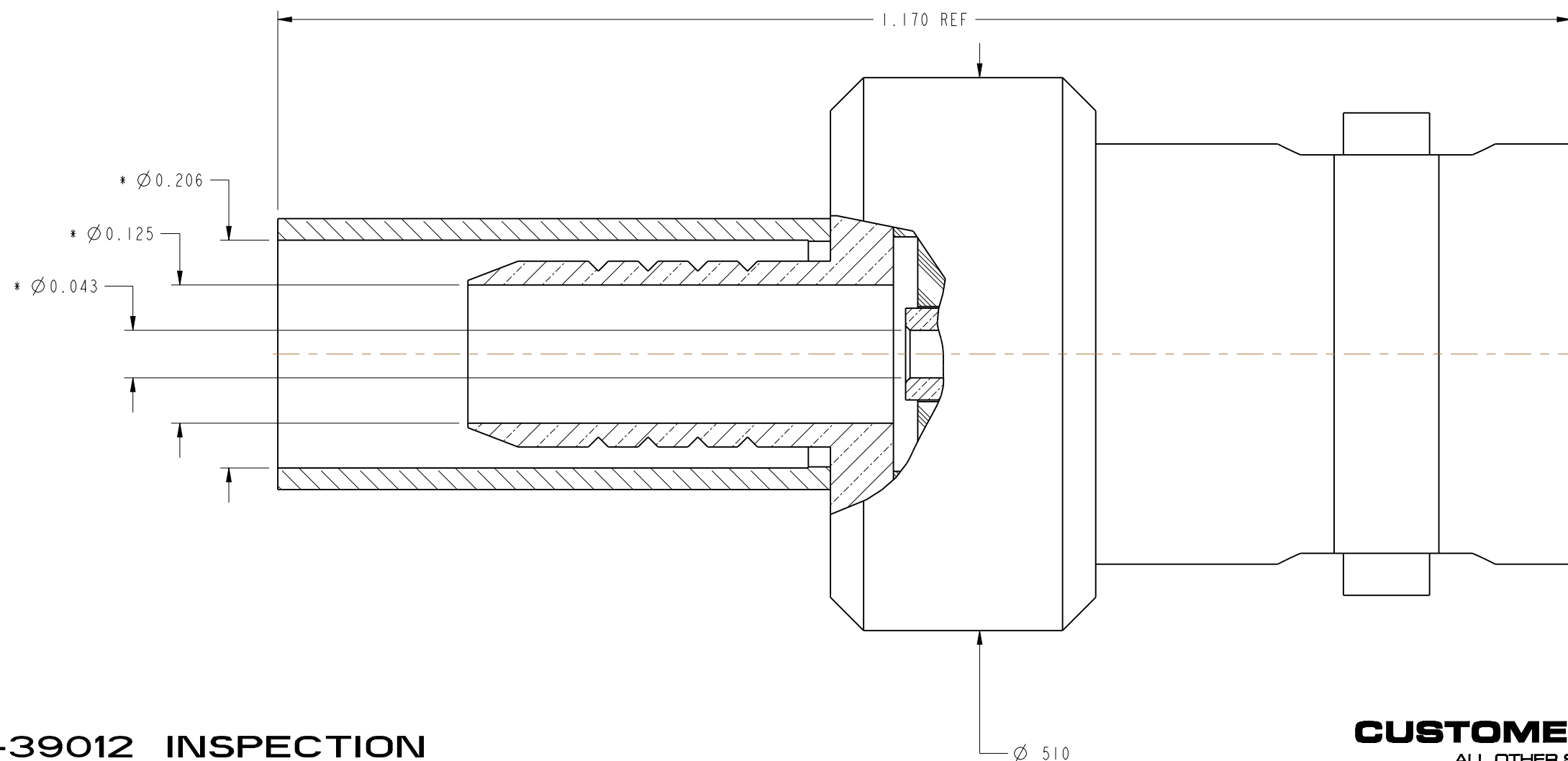
REV	DESCRIPTION	DATE	ECO	APPR
--	RELEASE TO MFG.	-----	-----	-----
M	REDRAWN IN PRO E	1/14/13	48616	RAK



RECOMMENDED CABLE STRIPPING DIMENSIONS



SCALE 2.000



MIL-C-39012 INSPECTION

CUSTOMER OUTLINE DRAWING

ALL OTHER SHEETS ARE FOR INTERNAL USE ONLY

UNLESS OTHERWISE SPECIFIED, DIMENSIONS ARE IN INCHES AND TOLERANCES ARE: 2 PLACE DECIMAL 3 PLACE DECIMAL ANGLES $\pm .015$ (0,381 mm) $\pm .005$ (0,127 mm) $\pm 1^\circ$	MATERIAL SEE NOTES	DRAWN ABHAYA KISHORE	DATE 31-May-11	TITLE BNC JACK MIL-CRIMP (CATEGORY 'C') FOR RG58/U & 141/U CABLE	Amphenol RF www.amphenolrf.com
	NOTICE - These drawings, specifications, or other data (1) are, and remain the property of Amphenol corp. (2) must be returned upon request; and (3) are confidential and not to be disclosed to any person other than those to whom they are given by Amphenol Corp. the furnishing of these drawings, specifications, or other data by Amphenol Corp., or to any other person to anyone for any purpose is not to be regarded by implication or otherwise in any manner licensing, granting rights to permitting such holder or any other person to manufacture, use or sell any product, process or design, patented or otherwise, that may in any way be related to or disclosed by said drawings, specifications, or other data.	REFERENCE MIL-C-39012/17-0013 EPA 802206-51	DRAWN ABHAYA KISHORE		
	CONFIGURATION LEVEL: FINISH	APPROVED K. CAPOZZI	DATE 1/14/13	SCALE: 8.0:1.0 SHEET 2 OF 2	ITEM NO.31-4327
		CAD FILE		DWG SIZE B	REV M
					PART NO.31-4327