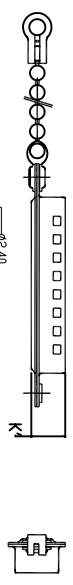


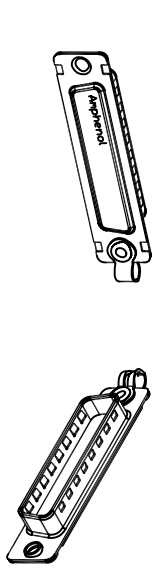
This document is the property of Amphenol Corporation and is delivered on the express condition that it is not to be distributed, reproduced or used, in whole or in part, for any purpose other than that for which it was prepared by Amphenol Corporation without its prior consent, and that no right is granted to distribute or to use any information in this document.



Flat MALE dust cover with Chain, for use with FEMALE connector

Part number


- 09 contacts or shell size E = L17D4K630 09
- 15 contacts or shell size A = L17D4K630 15
- 25 contacts or shell size B = L17D4K630 25
- 37 contacts or shell size C = L17D4K630 37
- 50 contacts or shell size D = L17D4K630 50



Flat FEMALE dust cover with Chain, for use with MALE connector

Part number

- 09 contacts or shell size E = L17D4K631 09
- 15 contacts or shell size A = L17D4K631 15
- 25 contacts or shell size B = L17D4K631 25
- 37 contacts or shell size C = L17D4K631 37
- 50 contacts or shell size D = L17D4K631 50

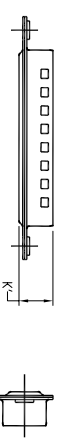


Shell = steel with tin plating



Size	B'	B	K'	K	E
E	16.8	16.4	7.6	7.9	12.4
A	25.1	24.8	7.6	7.9	12.4
B	38.8	38.5	7.6	7.9	12.4
C	55.3	54.9	7.6	7.9	12.4
D	52.7	52.5	7.6	7.9	15.2

REVISIONS		DATE	APPROVED
S/N	DESCRIPTION		
A		26/02/07	



Flat MALE dust cover with Chain, for use with FEMALE connector

Part number

- 09 contacts or shell size E = L17D4K630 10
- 15 contacts or shell size A = L17D4K630 16
- 25 contacts or shell size B = L17D4K630 26
- 37 contacts or shell size C = L17D4K630 38
- 50 contacts or shell size D = L17D4K630 51



Flat FEMALE dust cover with Chain, for use with MALE connector

Part number

- 09 contacts or shell size E = L17D4K631 10
- 15 contacts or shell size A = L17D4K631 16
- 25 contacts or shell size B = L17D4K631 26
- 37 contacts or shell size C = L17D4K631 38
- 50 contacts or shell size D = L17D4K631 51



Accessory, Dust Cover

Amphenol

<b>UNLESS OTHERWISE SPECIFIED</b> <b>TOLERANCES</b> U.S. METRIC X +/- 0.50 XX +/- 0.30 XXX +/- 0.20 DIMENSIONS +/- 0.25 ANGLES +/- 0.5°		<b>APPROVAL</b> DRAWN IAE Bmg 16/03/07 CHECKED Swhm 16/03/07	<b>DATE</b> 16/03/07
<b>FOR MATERIALS AND FINISHES</b> REMOVE SHARP EDGES DIMENSIONS DIM. TOLER. MIN		<b>DRAWING FILE :</b> ANGLE OF PROJECTION FIRST ANGLE	
<b>TITLE</b> Accessory, Dust Cover		<b>SIZE</b> A4	<b>REV.</b> A
<b>SCALE</b> NONE		<b>SHEET</b> 1 OF 1	