


HD

D-Sub connectors - Stamped and Formed Contacts



RIGHT ANGLE HIGH DENSITY CONNECTORS

Specifications

- Connectors according to: MIL C24308
- UL File: E149426

Materials and Platings

Shells	Steel, tin over nickel plating
Insulator	Glass-filled thermoplastic, UL 94V-0
Contacts	Brass, selected gold in mating area; 2.54µm (100 µ") min.tin on termination area over 1.27µm (50µ") min.nickel
Rear insert	Brass, 2.54µm (100µ") min.nickel plated
Boardlock	Phosphor bronze or Brass, 2.54µm (100µ") min.nickel plated
Screwlock	Brass, 2.54µm (100µ") min.nickel plated

Electrical Data

Current rating	3A
Voltage rating	250V AC/ rms 50Hz
Withstanding voltage	1000V AC/rms 50Hz for one minute
Insulation resistance	5000MΩ at 50V DC
Contact resistance	10mΩ max

Climatic Data

Operating temperature	-55°C to +125°C
Salt spray	24 hours

Mechanical Data

Single contact insertion force	0.34kg (0.75lb) max.	
Single contact withdrawal force	0.02kg (0.044lb) min.	
Mating and unmating force Unit: kg (lb)		
No. of Cts	Mate (max)	Unmate (min)
15	3.81 (8.42)	0.52 (1.14)
26	5.95 (13.16)	1.05 (2.32)
44	9.26 (20.46)	1.37 (3.02)
62	13.48 (29.78)	1.76 (3.88)
Standard plating thickness	<ul style="list-style-type: none"> • Gold flash • 0.4µm (15µ") Gold • 0.76 µm (30µ") Gold 	

DESCRIPTION

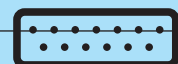
Amphenol's high density D-Sub connectors complement Amphenol's extensive D-Sub connector line. This line offers many superior features, high performance level and low installation cost.

The decreased contact spacing accommodates greater signal density in comparison to conventional D-Sub connectors.

*Economical
right angle PCB
mount
connectors*

APPLICATIONS

- Industrial
- Telecom
- Any industry standard I/O connections



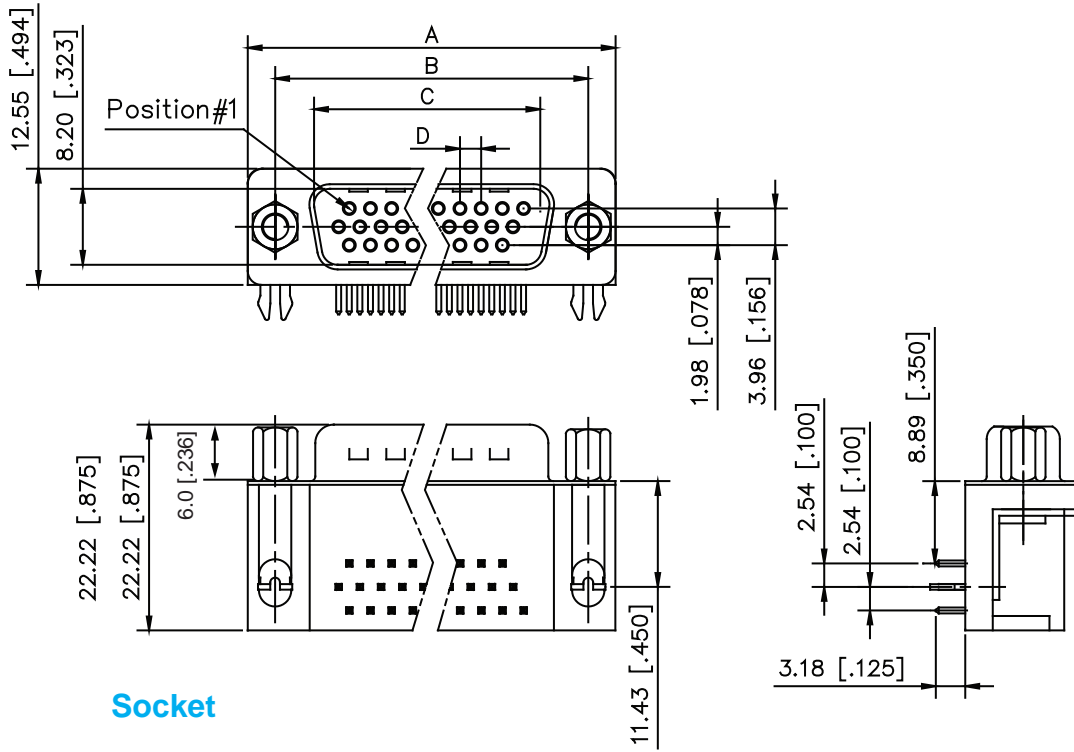
Amphenol

HD / E19

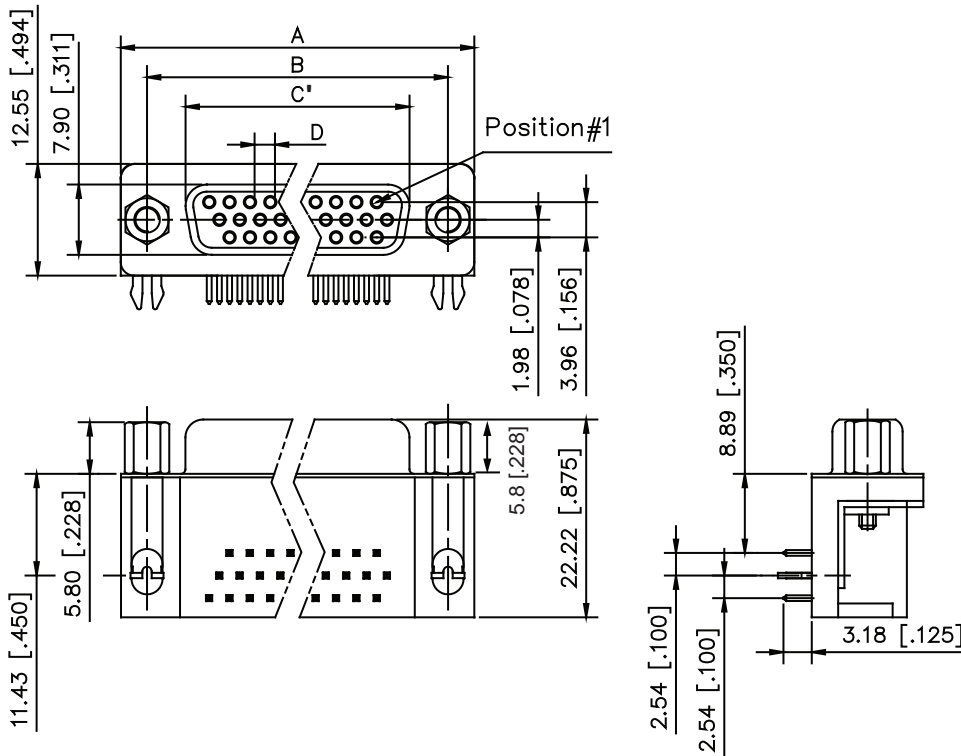
MAIN CHARACTERISTICS

Shell size dimensions

Plug

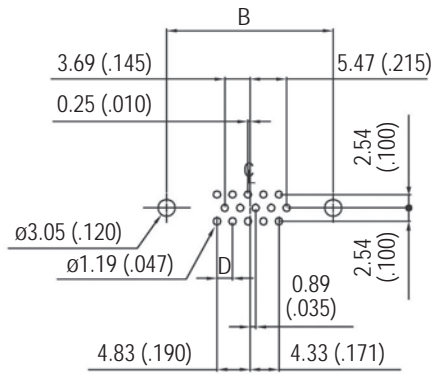


Socket

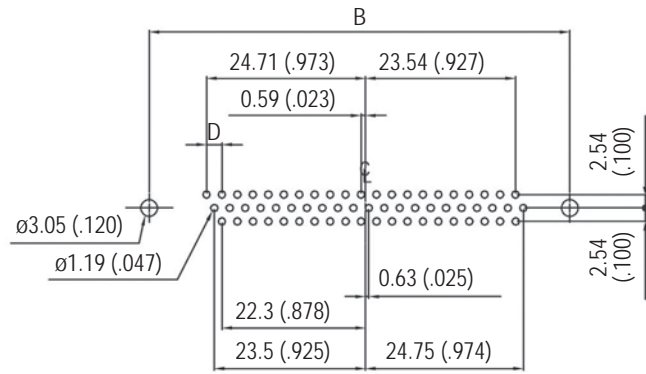


Nb OF CONTACTS	DIMENSIONS mm (inch)				
	A	B	C	C'	D
15	30.84 (1.214)	24.99 (.984)	16.92 (.661)	16.26 (.640)	2.29 (.090)
26	39.24 (1.545)	33.32 (1.312)	25.25 (.994)	24.56 (.967)	2.29 (.090)
44	53.04 (2.088)	47.04 (1.852)	38.96 (1.534)	38.30 (1.508)	2.29 (.090)
62	69.34 (2.730)	63.50 (2.500)	55.42 (2.182)	54.76 (2.156)	2.41 (.095)

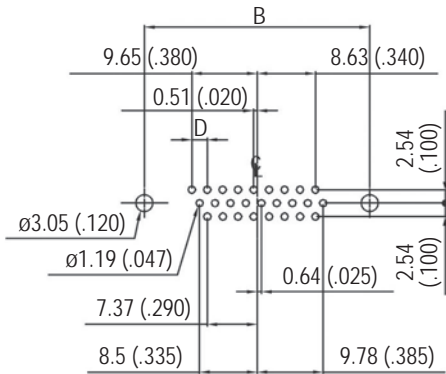
P.C.B. Layout



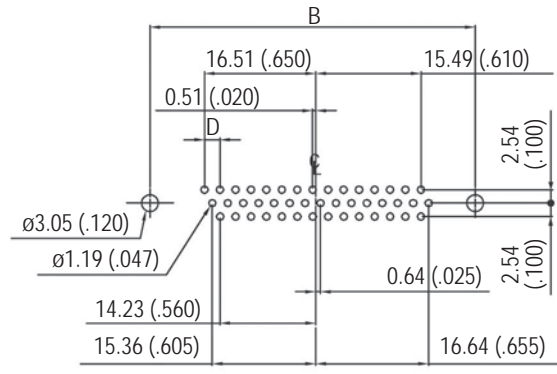
15 PIN



62 PIN



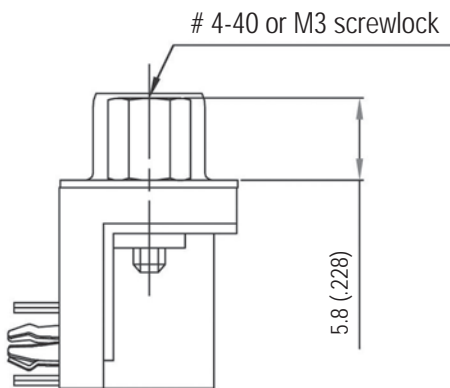
26 PIN



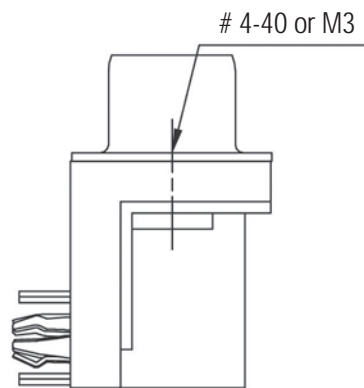
44 PIN

PCB layout for socket connector, top view

Panel mounting option

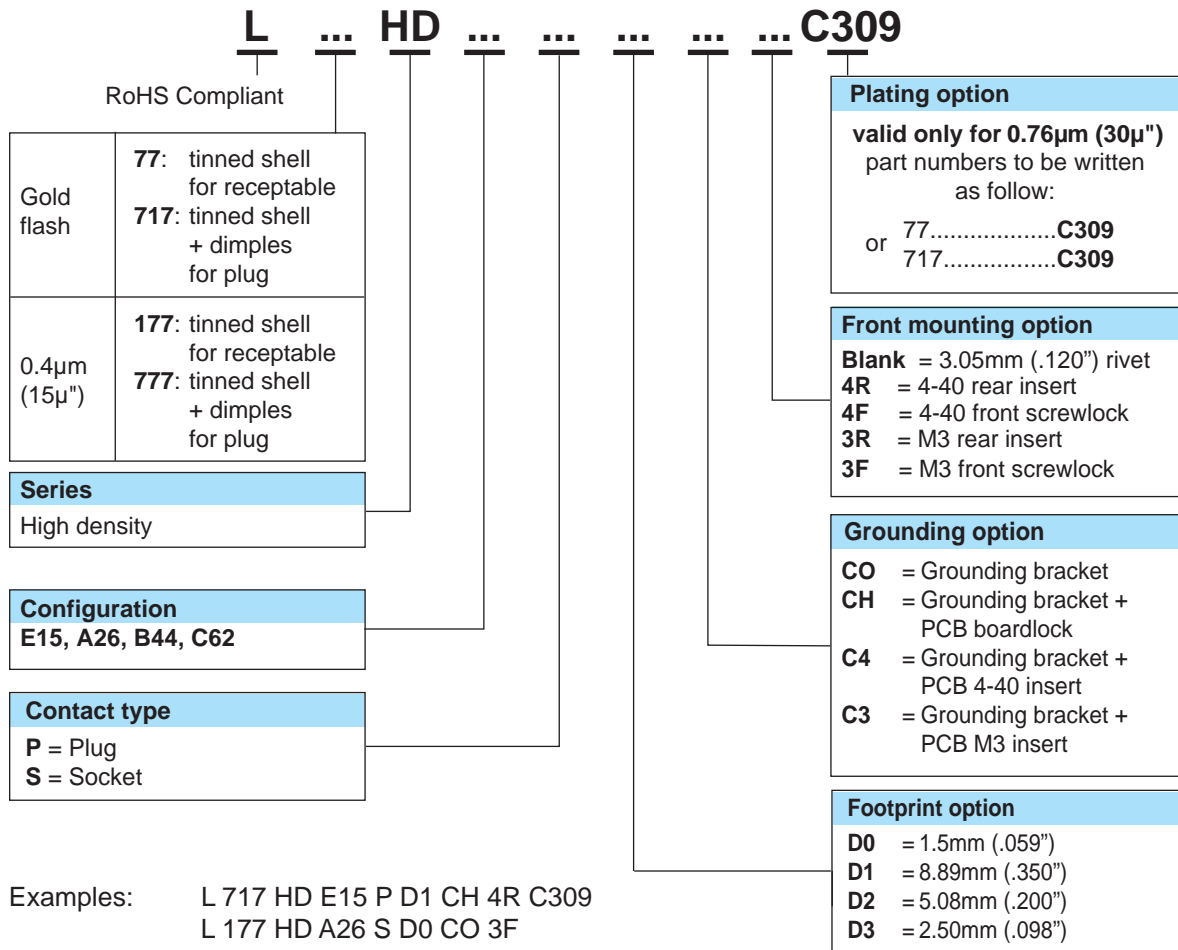


Front female screwlock
4F / 3F



Threaded rear insert
4R / 3R

How to order



For special request, please consult factory

Do not hesitate to contact us for further information

Amphenol

Amphenol IT & Communication Products

Block A3/A4, The 4th Industrial District of
 Industrial Headquarters, Dong Keng Road
 Gong Ming Town, Shen Zhen China
 Fax: +86(0)755 2754 9955

Technical Support

Tel: +86(0)755 2717 7945
 Info-dsub@amphenol.com.cn
 http://www.dsubconnector.com