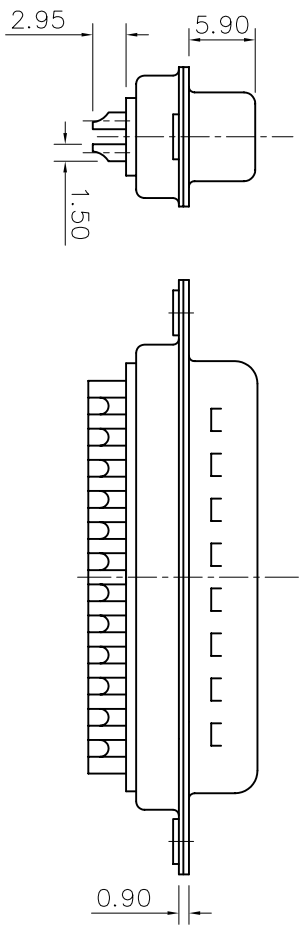
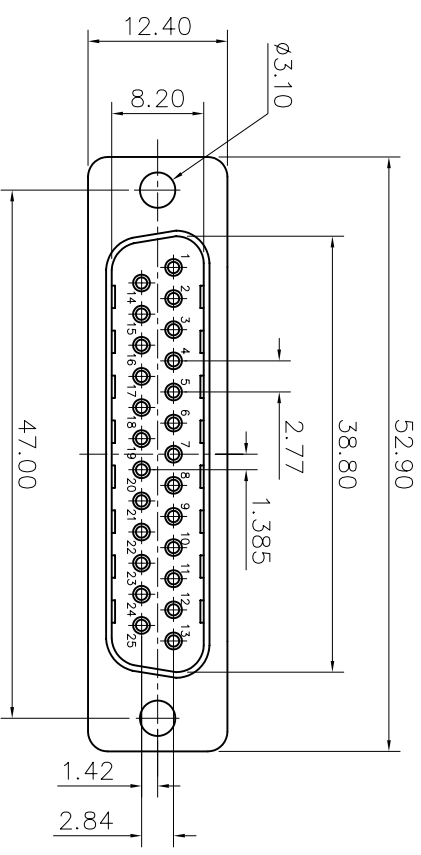


This document is the property of Amphenol Corporation and is delivered on the express condition that it is not to be duplicated, reproduced or used, in whole or in part, for any purpose without the prior consent, in writing, of Amphenol Corporation without its prior consent, and that no right is granted to disclose or to use any information in this document.



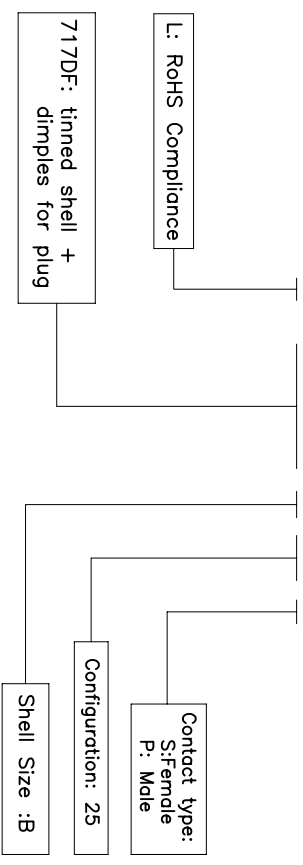
REVISIONS			
S/N	DESCRIPTION	DATE	APPROVED
A		09/11/07	

**D-SUB TECHNICAL DATA**

SHELL : Steel 2.5um(100u") min tin over 1.25um(50u") min nickel  
 BODY : Glass filled thermoplastic.  
 Flame retardant to UL94 V-0 Color Black  
 CONTACTS : copper alloy  
 0.4um(15u") min gold over 1.25um(50u") min nickel  
 ELECTRICAL : Voltage rating : 300 V RMS at 50 Hz  
 Current rating 7.5A.  
 Insulation resistance >5000 M Ohms  
 Contact resistance 20 mOhms max.  
 CLIMATIC : Temperature range -55 °C up to 125°C  
 Damp heat 56 days(40 °C-95% HR)  
 MARKING : Amphenol...(Series No.)  
 Commercial reference  
 Manufacturing date

**PRODUCT CODE**

**L 717DF B 25 P**



DIMENSIONS OTHERWISE SPECIFIED		APPROVAL		DATE	
TOLERANCES	METRIC	DRAWN	Checked and	DD/11/07	
U.S.		CHECKED	10k. Wang	09/11/07	
X	+/-				
XX	+/-				
XXX	+/-				
FRACTIONS	+/-				
ANGLES	+/-				
	2'				
FOR MATERIALS AND FINISHES					
REMOVE SHARP EDGES					
DIMENSIONS					
TYPERS					
DRAWING FILE :					
ANGLE OF PROJECTION					
SIZE: DRAWING NO.					
A4 C L717DFB25P					
SCALE NONE					
SHEET 1 OF 1					
TITLE					
machined contacts connector, DF series					
Amphenol					



4 3 2 1