


DFR

D-Sub connectors - Stamped and Formed Contacts

FLAT RIBBON D-SUB CONNECTORS



MAIN CHARACTERISTICS

Specifications

- Connectors according to MIL C24308

Materials and Platings	
Shells	Steel with nickel plating
Insulator	Glass-filled thermoplastic, UL 94V-0
Pin contact	Brass, selected gold in mating area; 2.54µm (100µ") min. tin on termination area over 1.27µm (50µ") min. nickel
Socket contact	Phosphor bronze, selected gold in mating area; 2.54µm (100µ") min. tin lead on termination area over 1.27µm (50µ") min. nickel
Rear insert	Brass, 2.54µm (100µ") min. nickel plated
Screwlock	Brass, 2.54µm (100µ") min. nickel plated

Electrical Data	
Current rating	5A
Voltage rating	250V AC/rms 60Hz
Withstanding voltage	1000V AC/rms 60Hz for one minute
Insulation resistance	1000MΩ
Contact resistance	20mΩ max

Climatic Data	
Operating temperature	-40°C to +125°C

Mechanical Data			
Single contact insertion force	0.54kg (1.19lb) max		
Single contact withdrawal force	0.06kg (0.13lb) min		
Mating and unmating force Unit: kg (lb)			
	No. of Cts	Mate (max)	Unmate (min)
	9 (size E)	3.05 (6.74)	0.36 (0.79)
	15 (size A)	5.09 (11.24)	0.46 (1.01)
	25 (size B)	8.44 (18.66)	0.81 (1.8)
	37 (size C)	12.51 (27.65)	1.1 (2.47)
Standard plating thicknesses	<ul style="list-style-type: none"> • gold flash • 0.4µm (15µ") gold • 0.76µm (30µ") gold 		

DESCRIPTION

These connectors are suitable for compact requirement of modern peripheral equipment.

Special contact design allows usage of standard 1.27mm (.05") flat cable. Suitable with all standard D-Sub hoods.

*Simplify
Your cable
assemblies!*

APPLICATIONS

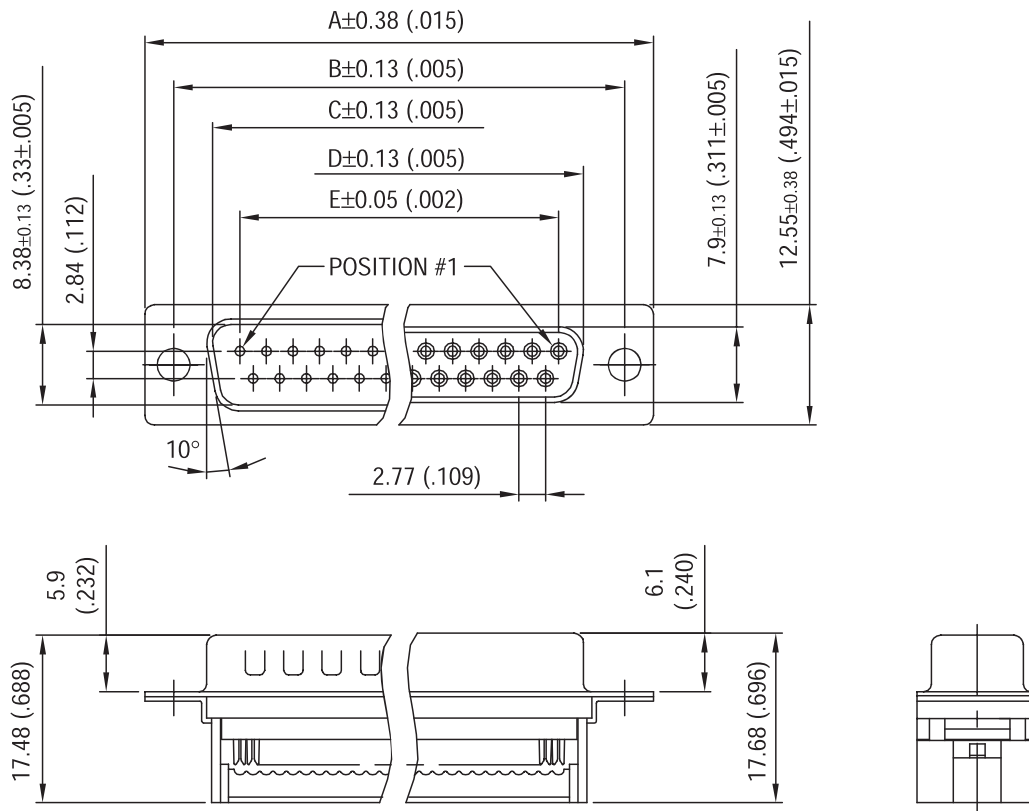
- Industrial
- Telecom
- Any industry standard I / O connections



Amphenol

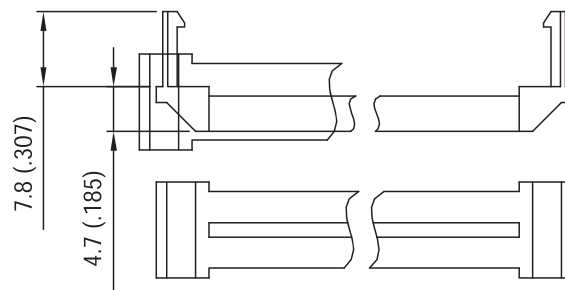
DFR / E12

Shell size dimensions

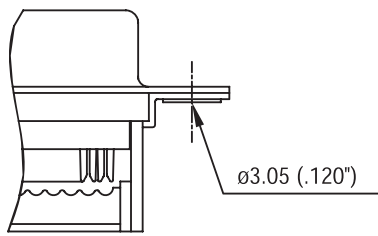


Nb OF CONTACTS	DIMENSIONS mm (inch)				
	A	B	C	D	E
9	30.84 (1.21)	24.99 (.984)	16.92 (.666)	16.24 (.639)	11.09 (.437)
15	39.24 (1.54)	33.32 (1.31)	24.70 (.972)	24.56 (.967)	19.39 (.763)
25	53.04 (2.09)	47.04 (1.85)	38.96 (1.53)	38.38 (1.51)	33.24 (1.31)
37	69.32 (2.73)	63.50 (2.50)	55.42 (2.18)	54.76 (2.16)	49.86 (1.96)

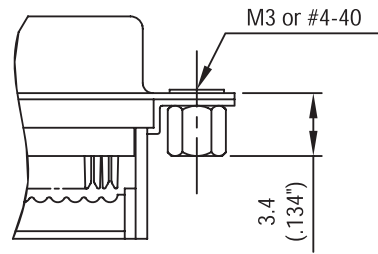
STRAIN RELIEF



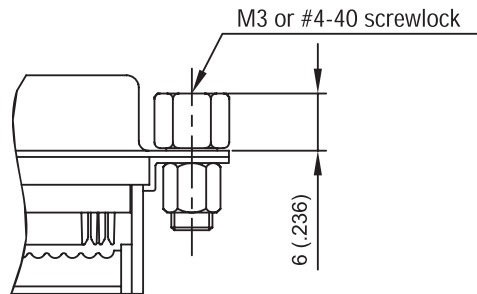
Panel mounting option



Standard rivet $\varnothing 3.05\text{mm}$
no digit




Threaded rear insert
B / D



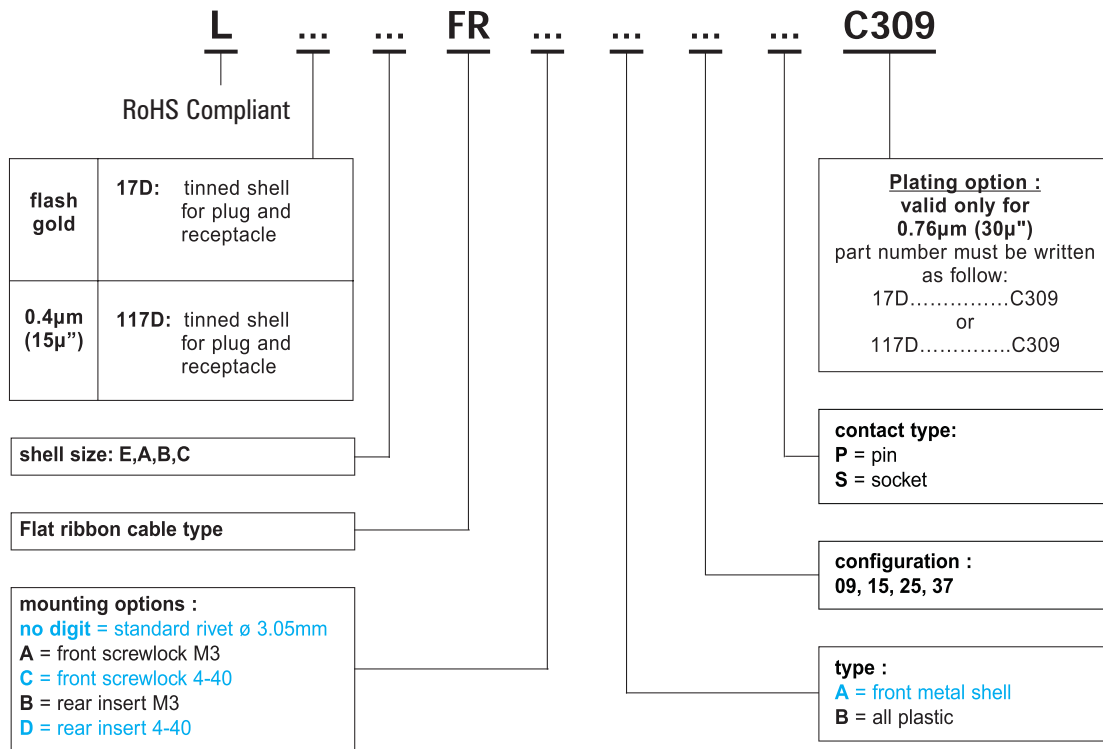
Front female screwlock
A / C

Tool



Support for hand termination tool:
974MC

How to order



■ : Standard options

For special request, please consult factory

Do not hesitate to contact us for further information



Amphenol

Amphenol East Asia Electronic Technology(Shen Zhen)Co., Ltd.

Block A3/A4, The4th Ind.District of Ind.HQ, Dong keng Road, Gong Ming Town , Shen zhen, china

Fax: +86 (0) 755 2754 9955

http: //www.dsubconnector.com

http: //www.amphenol.com.cn

Technical support

Tel: +33 (0) 3 84 85 94 00

+86 (0) 755 2717 7945