

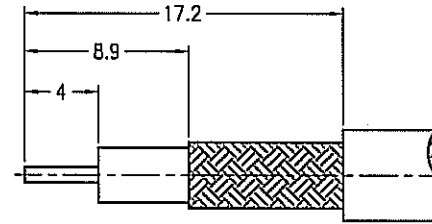
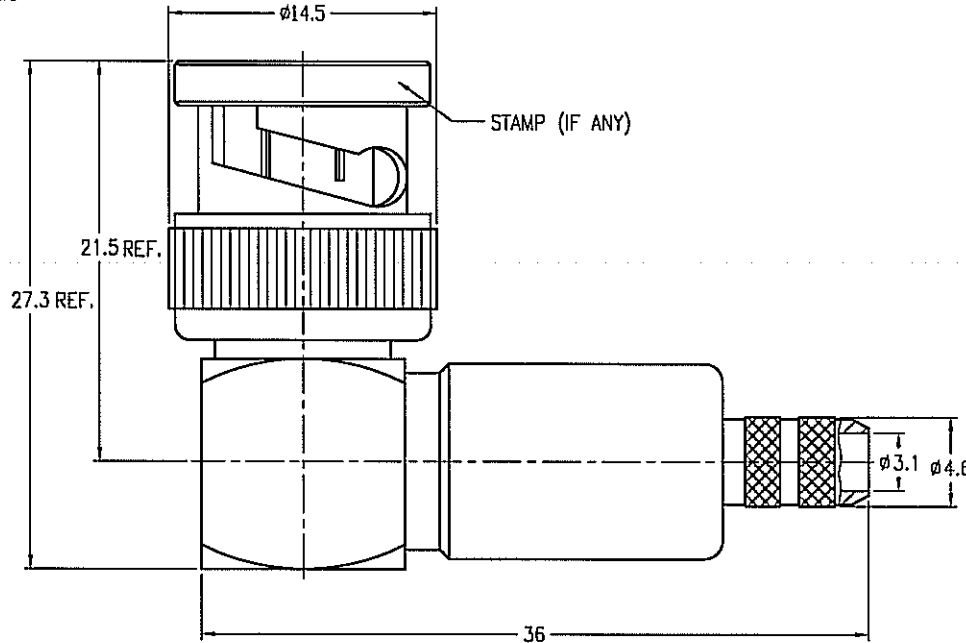
NOTES:

1. MATERIALS AND FINISHES
 BODY - BRASS, NICKEL PLATING
 CONTACT - PHOSPHOR BRONZE, GOLD PLATING
 INSULATOR - PTFE
2. ELECTRICAL:
 A. IMPEDANCE: 50 OHM
 B. FREQUENCY RANGE: DC 0-4 GHz
 C. DIELECTRIC WITHSTANDING VOLTAGE: 1500 VRMS, MIN.
3. MECHANICAL:
 A. DURABILITY: 500 CYCLES MIN.
 B. TEMPERATURE RANGE: - 65°C to +165°C
4. CRIMPED FERRULE
 HEX CRIMP SIZE .213"
5. CRIMPED CONTACT PIN
 HEX CRIMP SIZE .068"

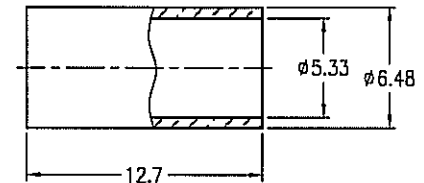
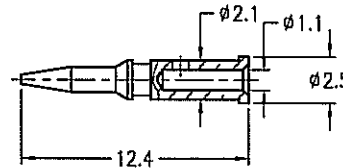
THIRD ANGLE PROJ.

REVISIONS

REV	DESCRIPTION	DATE	ECO	APPR
A	RELEASE TO MFG.	18-Jul-02	--	MARK.C
B	REDRAWN TO UPDATE FORMAT	31-Jul-08	47079	--



RECOMMENDED
CABLE STRIPPING DIM'S



CUSTOMER OUTLINE DRAWING

ALL OTHER SHEETS ARE FOR INTERNAL USE ONLY

UNLESS OTHERWISE SPECIFIED, DIMENSIONS ARE IN METRIC AND TOLERANCES ARE:
 0.5 - 6mm ±0.1mm 6 - 30mm ±0.2mm 30 - 120mm ± 0.3mm ANGLES ±1°

NOTICE - These drawings, specifications, or other data (1) are, and remain the property of Amphenol Corp. (2) must be returned upon request; and (3) are confidential and not to be disclosed to any person other than those to whom they are given by Amphenol Corp. The furnishing of these drawings, specifications, or other data by Amphenol Corp., or to any other person to anyone for any purpose is not to be regarded by implication or otherwise in any manner licensing, granting rights or permitting such holder or any other person to manufacture, use or sell any product, process or design, patented or otherwise, that may in any way be related to or disclosed by said drawings, specifications, or other data.

MATERIAL	
REFERENCE	
FINISH	

DRAWN	ANGELA.W	DATE	18-Jul-02
ENGINEER	KARL.Y	DATE	18-Jul-02
APPROVED	MARK.C	DATE	18-Jul-02
CAD FILE	F:\DWG\B\1122A1\58CU-50\NT3G-BSZ		

TITLE			
BNC R/A CRIMP PLUG			
SCALE: 2.5/1	SHEET 2 OF 2		
DWG SIZE	CODE ID	REV	
B	74868	B	

Amphenol RF	
Danbury CT USA, Tainan Taiwan, Shenzhen China www.amphenolrf.com	
DRAWING NO.	B1122A1-NT3G-58CU-50
ITEM NO.	011122AAA57NA5F
PART NO.	031-5927-RFX