

TS

D-Sub connectors - Stamped and Formed Contacts



STRAIGHT PCB TERMINATION ONE METAL SHELL CONNECTORS

CHARACTERISTICS

Specifications

- Connectors according to MIL C24308

Materials and Platings	
Shells	Steel with nickel plating
Insulator	Glass-filled thermoplastic, UL 94V-0
Contacts	Copper alloy, selective gold plating
Boardlock	Brass with nickel plating
Screwlock	Brass with nickel plating

Electrical Data	
Current rating	5A
Voltage rating	600V AC/rms 50Hz
Withstanding voltage	1000V AC/rms 50Hz for one minute
Insulation resistance	5000MΩ
Contact resistance	10mΩ max

Climatic Data	
Operating temperature	-55°C to +125°C

Mechanical Data		
Mating and unmating force		
Unit: kg (lb)		
No. of Cts	Mate (max)	Unmate (min)
9	3.05 (6.74)	0.36 (0.79)
15	5.09 (11.24)	0.46 (1.01)
25	8.44 (18.66)	0.81 (1.8)
37	12.51 (27.65)	1.1 (2.47)
Standard plating thicknesses		
<ul style="list-style-type: none"> • gold flash • 0.4µm (15µ") gold • 0.76 µm (30µ") gold 		

DESCRIPTION

The one shell D-sub Amphenol series features, stamped and formed contacts.

This series gives you Amphenol's high standards of quality and reliability to meet all of your commercial requirements

*Economical
straight PCB,
one shell
connectors*

APPLICATIONS

- Industrial
- Telecom
- Any industry standard I / O connections



Amphenol

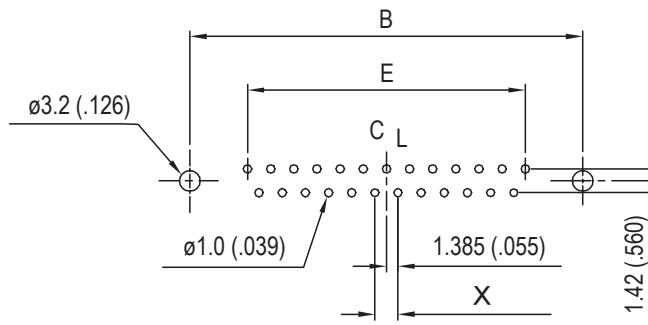
TS / E10

Shell Size Dimensions



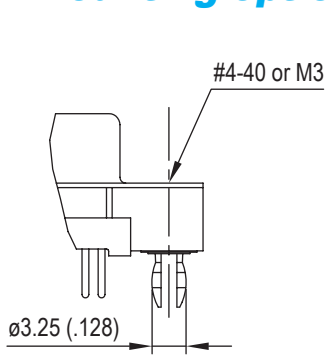
*see chart "how to order"

RECOMMENDED P.C.B. LAYOUT

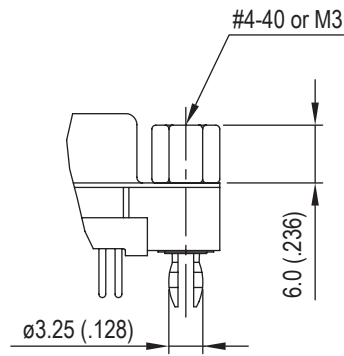


Nb OF CONTACTS	DIMENSIONS mm (inch)					
	A	B	C	D	E	X
9	30.84 (1.21)	24.99 (.984)	16.92 (.666)	16.26 (.640)	11.08 (.436)	2.74
15	39.24 (1.54)	33.32 (1.31)	25.25 (.994)	24.56 (.967)	19.39 (.763)	2.74
25	53.04 (2.09)	47.04 (1.85)	38.96 (1.53)	38.30 (1.51)	33.24 (1.31)	2.77
37	69.34 (2.73)	63.50 (2.50)	55.42 (2.18)	54.76 (2.16)	49.86 (1.96)	2.77

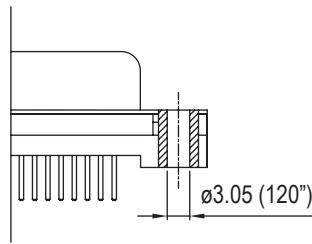
Panel mounting option



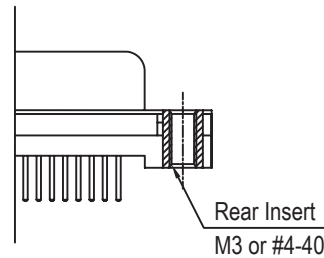
Boardlock with Threaded Insert
RM5



Boardlock with Front Screwlock
RM8



Clear Hole



Rear Insert Threaded

How to order

L ... TS C309

RoHS Compliant		<p>plating option: valid only for 0.76μm (30μ)</p> <p>part numbers to be written as follow:</p> <p>77.....C309 or 717.....C309</p>
gold flash	<p>77: tinned shell for receptable</p> <p>717: tinned shell + dimples for plug</p>	
0.4 μ m (15 μ)	<p>177: tinned shell for receptable</p> <p>777: tinned shell + dimples for plug</p>	<p>board mounting options: Blank = Clear Hole RM5 = retention clip RM8 = retention clip +front screwlock</p>
shell size: E, A, B, C		
<p>mounting options: Blank = Clear Hole G = M3 H = 4.40 H,G must also be used to specify the threading of RM5 or RM8 grounding tabs</p>		<p>termination: OL2 : L = 6.02mm (.237") OL2C : L = 11.48mm (.452")</p>
<p>configuration: 09, 15, 25, 37</p>		<p>contact type: P = pin S = socket</p>

For special request, please consult factory

