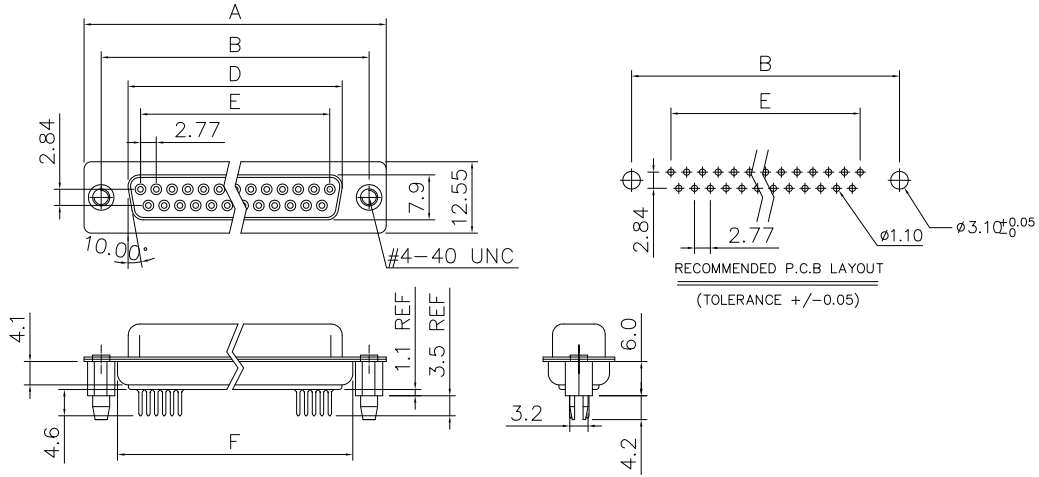
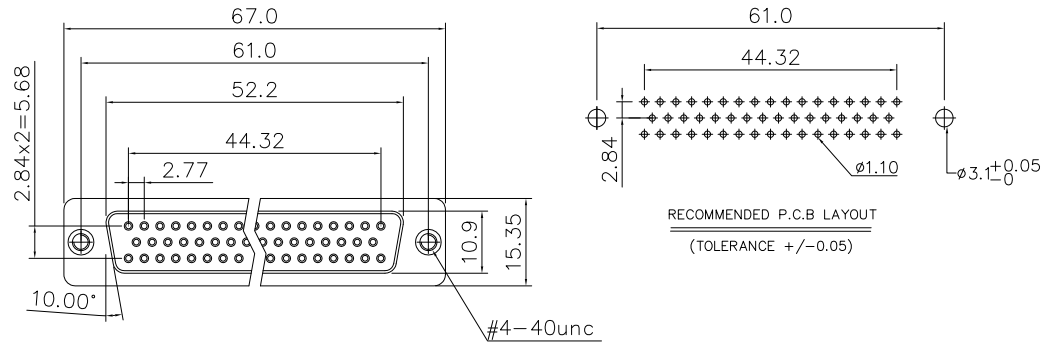


This document is the property of Amphenol Corporation and is delivered on the express condition that it is not to be disclosed, reproduced or used, in whole or in part, for manufacture or sale by anyone other than Amphenol Corporation without its prior consent, & that no right is granted to disclose or to use any information in this document.

Customer drawing



9,15,25,37 POSITIONS



50 POSITIONS

DIMENSION TABLE

POSITIONS	A	B	D	E	F
9	30.81	24.99	16.33	11.08	19.20
15	39.20	33.30	24.70	19.39	27.70
25	53.05	47.04	38.40	33.24	41.10
37	69.40	63.50	54.80	49.86	57.30



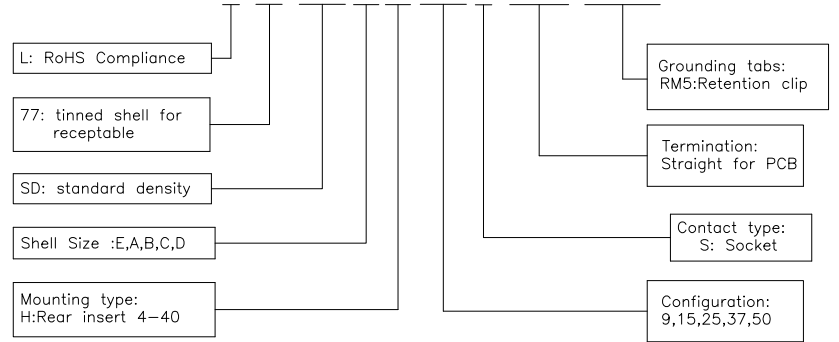
REVISIONS				
SYM	ECN	DESCRIPTION	DATE	APPROVED
1	HK--	First Release Drawing	08/05/09	IP
2	HK--	Update the Drawing	09/06/13	IP
3	HK--	Add dimensions on tail	06/06/14	IP

D-SUB TECHNICAL DATA

SHELL : Steel, 100u" min tin over 50u" min nickel over 50u" min copper
 BODY : Glass-Filled Thermoplastic PBT, UL94V-0
 CONTACTS : Copper alloy
 Gold flash over 50u" nickel on mating area;
 100u" tin over 50u" nickel on solder area
 BOARDLOCK : Brass, Tin plated
 ELECTRICAL : Voltage rating 250 V RMS
 Current rating 3A
 Withstanding Voltage >1000 V RMS
 Insulation resistance >1000 M Ohms
 Contact resistance 20 mOhms max.
 MARKING : Amphenol...(Series No.)
 Commercial reference
 Manufacturing date

PRODUCT CODE

L 77 SD X H XX S OL2 RM5



UNLESS OTHERWISE SPECIFIED TOLERANCES		APPROVAL		DATE
U.S.	METRIC	DRAWN	Checked	
.X +/-	0.50	Felix Liu		06/06/14
.XX +/-	0.30	CHECKED Tony Tang		06/06/14
.XXX +/-	0.20	CHECKED		
FRACTIONS +/-		DRAWING FILE :		
ANGLES +/-	5°	ANGLE OF PROJECTION		
FOR MATERIALS AND FINISHES SEE NOTES		DIMENSIONS		
REMOVE SHARP EDGES		U.S. INCHES		
		METRIC MM		

Amphenol		Amphenol East Asia Limited	
TITLE			
Straight PCB termination,SD Series			
SIZE	DRAWING NO.	REV.	
A4	L77SDXHXXSOL2RM5	3	
SCALE	NONE	SHEET 1 OF 1	