

RJE01

Product Specification S6076C Rev 0.1

Amphenol

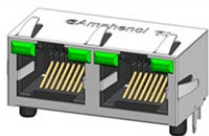
Now you're connected!

About Amphenol Commercial Products

Amphenol's commercial connector products are used in a variety of end user applications including networking, telecom, server & computer, storage & HDD, consumer electronics and entertainment, professional audio & Industrial & Military/Aerospace.


Related Products

RJHSE



P/N RJHSE-5385-02 SHOWN
TWO PORTS, 8 POSITIONS,
WITH SHIELD AND LEDs

RJSAE



P/N RJSAE-5385-02 SHOWN
STACKED 2x1, 8 POSITION,
WITH SHIELD AND LEDs

Consumer Goods
Revision date: FEB 28, 2013



P/N RJE01-622-01 SHOWN
SINGLE PORT REGULAR MOUNT,
WITH SHIELD

P/N RJE01-662-01 SHOWN
SINGLE PORT REGULAR MOUNT,
WITH SHIELD

Overview

This product specification defines the general use and performance parameters for Amphenol's RJE01 series of inverted modular jacks.

Availability: Single, multiport, right angle connectors with a wide variety of shielding options.

Usage

The RJE01 inverted modular jacks with superior EMI performance supports Ethernet Protocols. Shielding available for increased EMI performance.

Applications

Intended for use in applications such as:
Networking & Telecom

- Wireless (WiMAX)
- Network servers
- Hubs, routers, switches

Office & Home Equipment

- PC's, Laptops, Copiers/Printers
- Telephones, modems
- Surge Protectors
- ATMs, Vending Machines

- Security Systems
 - Set Top Boxes
 - Video Game Systems
- Miscellaneous
- Multi-Media Equipment
 - Industrial Equipment
 - POS Terminals

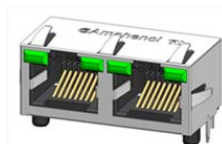
Now you're connected!

About Amphenol Commercial Products

Amphenol's commercial connector products are used in a variety of end user applications including networking, telecom, server & computer, storage & HDD, consumer electronics and entertainment, professional audio & Industrial & Military/Aerospace.

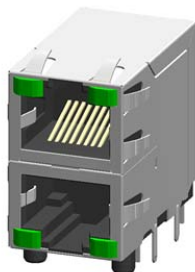
Related Products

RJHSE



P/N RJHSE-7060 SHOWN
SINGLE PORT, 6 POSITIONS,
WITHOUT SHIELD

RJSAE



P/N RJSAE-5385-02 SHOWN
STACKED 2x1, 8 POSITION,
WITH SHIELD AND LEDs

Electrical Characteristics

Contact resistance:	20 mΩ max.
Insulation resistance:	500 MΩ minimum at 500V DC for 2 minutes max.
Current rating:	1.5 Amps
Voltage rating:	125 Volts AC
DWV	1000 VAC, 60 Hz. 1 min.

Mechanical Characteristics

Mating connector insertion force: 5.0 lbs. Maximum.
Mating connector pull retention force: 20 lbs Minimum.
Durability: 750 mating & unmating cycles
Recommended soldering temperature: Wave soldering peaked at 260° C for 5 seconds maximum.

Operating temperature: -55° C to +85° C

Material Requirements

RJE01 connectors are RoHS compliant.
Unless otherwise specified, the materials for each component shall be:

Insulator:

- High Temp thermoplastic. Complies with UL 94V-0, Black color

Contacts:

- Phosphor Bronze hard temper with gold thickness options (6μ", 15μ", 30μ", 50μ") over 50μ" minimum Nickel on contact mating area.
- 100μ" minimum matte tin plating on soldering tail

Shield:

- Stainless Steel with tin dipped tails

Available Documents

Drawing Numbers:

P-RJE01-6XX-XX-X 6 Position Modular Jack, optional Shielding, 1, 2 port versions
Contact factory or Authorized Amphenol representative for additional configurations