

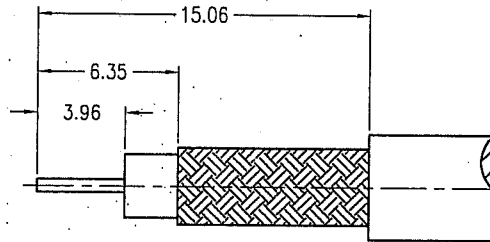
NOTES:

1. MATERIALS AND FINISHES  
 BODY - BRASS, NICKEL PLATING  
 CONTACT - PHOSPHOR BRONZE, GOLD PLATING  
 INSULATOR - PTFE, NATURAL
2. ELECTRICAL:  
 A. IMPEDANCE: 50 OHM  
 B. FREQUENCY RANGE: DC 0-4 GHz  
 C. DIELECTRIC WITHSTANDING VOLTAGE: 1500 VRMS, MIN.
3. MECHANICAL:  
 A. DURABILITY: 500 CYCLES MIN.  
 B. TEMPERATURE RANGE: -65°C to +165°C
4. WHEN CRIMPING CONTACT PIN TO CABLE, CRIMP WITH AMPHENOL TOOL 227-944 (M22520/5-01) AND DIE SET 227-1221-13, CAVITY 'B' (M22520/5-13, CLOSURE 'B')
5. WHEN CRIMPING FERRULE TO CABLE, CRIMP WITH AMPHENOL TOOL 277-944 (M22520/5-01) AND DIE SET 227-1221-13 CAVITY 'A' (M22520/5-13, 'A')
6. USED WITH CABLES RG59/U, RG59A/U, RG59B/U, RG62/U, RG62A/U, RG62B/U, RG62C/U & RG140/U.

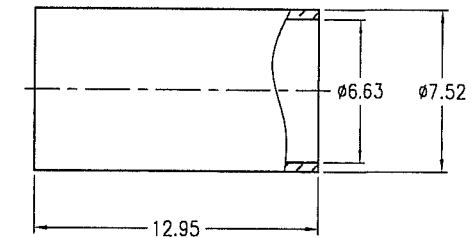
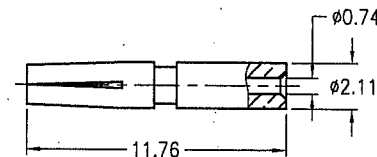
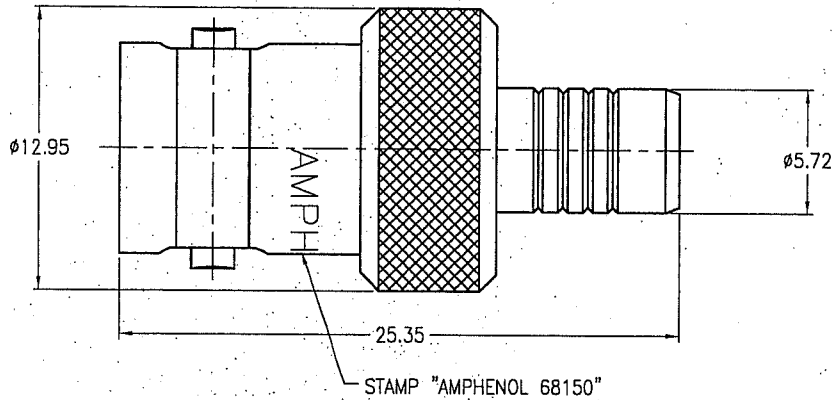
THIRD ANGLE PROJ.

REVISIONS

REV	DESCRIPTION	DATE	ECO	APPR
S	REDRAWN TO UPDATE FORMAT	23-Dec-08	47204	



RECOMMENDED  
CABLE STRIPPING DIM'S



**CUSTOMER OUTLINE DRAWING**

ALL OTHER SHEETS ARE FOR INTERNAL USE ONLY

UNLESS OTHERWISE SPECIFIED, DIMENSIONS ARE IN METRIC AND TOLERANCES ARE:  
 0.5 - 6mm ±0.1mm    6 - 30mm ±0.2mm    30 - 120mm ±0.3mm    ANGLES ±1°

NOTICE - These drawings, specifications, or other data (1) are, and remain the property of Amphenol Corp. (2) must be returned upon request; and (3) are confidential and not to be disclosed to any person other than those to whom they are given by Amphenol Corp. The furnishing of these drawings, specifications, or other data by Amphenol Corp., or to any other person to anyone for any purpose is not to be regarded by implication or otherwise in any manner licensing, granting rights or permitting such holder or any other person to manufacture, use or sell any product, process or design, patented or otherwise, that may in any way be related to or disclosed by said drawings, specifications, or other data.

MATERIAL	DRAWN	DATE	TITLE			Amphenol RF Danbury CT USA, Tainan Taiwan, Shenzhen China www.amphenolrf.com		
	NANCY	22-Mar-03						
REFERENCE	ENGINEER	DATE	QUICK CRIMP BNC JACK			DRAWING NO. 68150		
	NANCY	22-Mar-03						
FINISH	APPROVED	DATE	SCALE: 3/1	SHEET 2 OF 2		ITEM NO. 68150		
	TONY	22-Mar-03	DWG SIZE	CODE ID	REV			
	CAD FILE	F:\DWG\CNPD\68150-SSZ	B	74868	S			