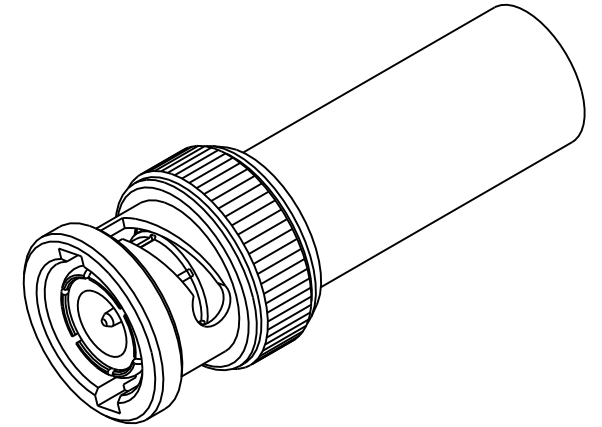


NOTES:

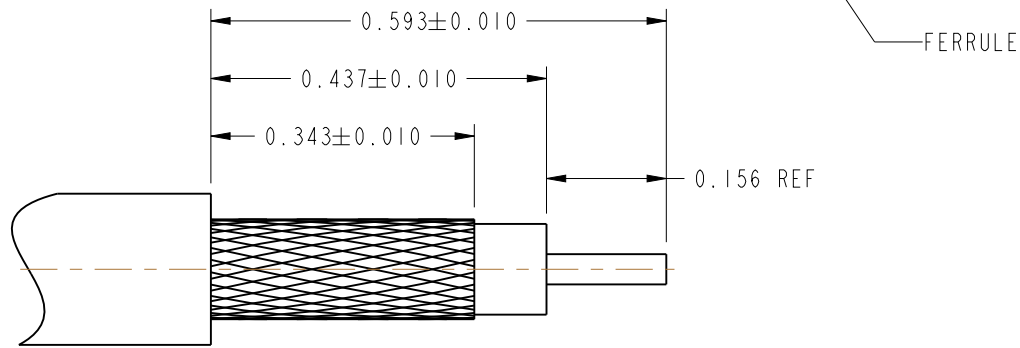
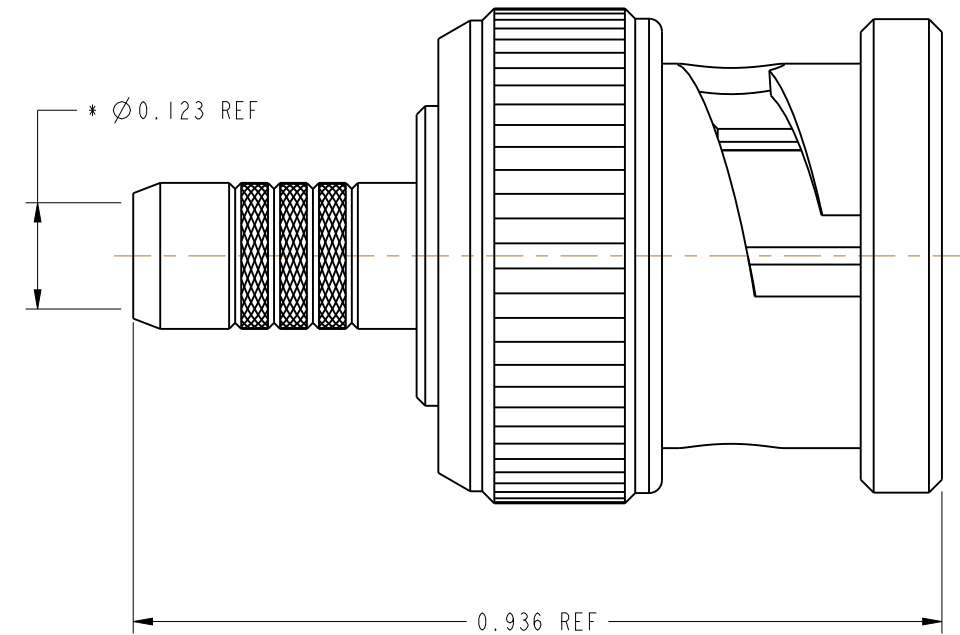
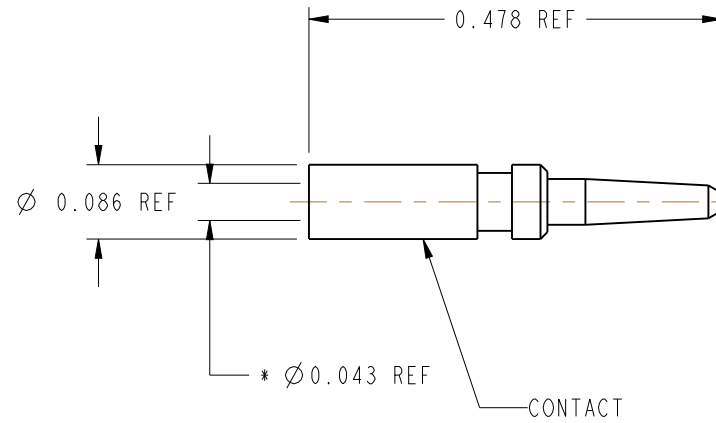
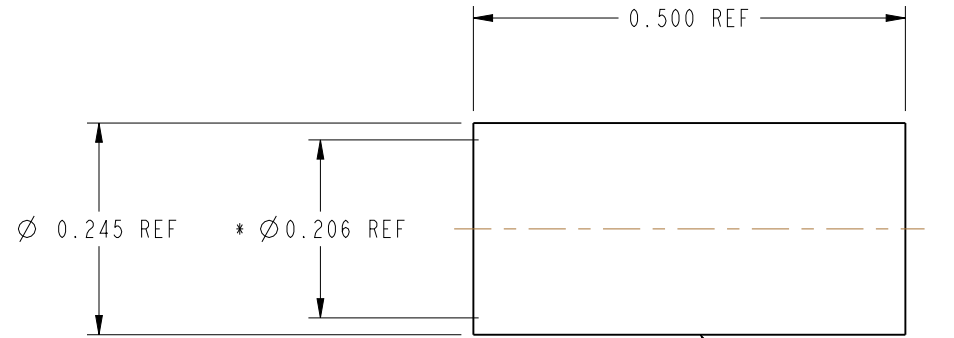
1. MATERIALS AND FINISHES:
 BODY - BRASS, SILVER PLATING.
 CONTACT - BRASS, GOLD PLATING.
 INSULATOR - PTFE
2. MECHANICAL:
 A. DURABILITY: 500 CYCLES MIN.
 B. TEMPERATURE RANGE: -65° C TO +165° C
3. PACKAGING:
 A. QUANTITY: SINGLE PACK
 B. MARKING: BAG TO BE MARKED
 "AMPHENOL RF, 31-4320, AND DATE CODE"
4. HEAT SHRINK TUBING SUPPLIED ON REQUEST.
5. ASTERISK (*) SHOWS CABLE ENTRY DIMENSIONS.
6. CUSTOMER NOTE: SOLDER CONTACT TO CABLE.
 WHEN CRIMPING CONTACT TO CABLE, CRIMP WITH AMPHENOL TOOL
 227-344 (M22520/5-01) AND DIE SET 227-1221-11, CAVITY
 'B' (M22520/5-11, CLOSURE 'B').
7. CRIMP WITH AMPHENOL TOOL 227-944 (M22520/5-01) AND DIE SET
 227-1221-11, CAVITY 'A' (M22520/5-11, CLOSURE 'A').

31-4320		REVISIONS			
DRAWING NO.	REV	DESCRIPTION	DATE	ECO	APPR
THIRD ANGLE PROJ.	--	RELEASE TO MFG.	-----	-----	-----
	U	REDRAWN IN PROE, ADD COD	1/14/13	48616	PNE

MIL-C-39012 INSPECTION



SCALE 2.000



RECOMMENDED CABLE STRIPPING DIMENSIONS

THIS CONNECTOR IS COVERED BY U.S. PATENT 3,336,563

CUSTOMER OUTLINE DRAWING

ALL OTHER SHEETS ARE FOR INTERNAL USE ONLY

UNLESS OTHERWISE SPECIFIED, DIMENSIONS ARE IN INCHES AND TOLERANCES ARE: 2 PLACE DECIMAL ±.015 (0,381 mm) 3 PLACE DECIMAL ±.005 (0,127 mm) ANGLES ± 1°	MATERIAL	DRAWN PADMANABHAN E	DATE 07-Jul-09	TITLE BNC PLUG MIL-CRIMP (CATEGORY C), FOR RG 58, 141 & 303 CABLE		Amphenol RF Danbury, CT, USA Tainan, Taiwan Shenzhen, China www.amphenolrf.com	
	REFERENCE MIL-C-39012/16-0013	ENGINEER PADMANABHAN E	DATE 07-Jul-09				
NOTICE - These drawings, specifications, or other data (1) are, and remain the property of Amphenol Corp. (2) must be returned upon request; and (3) are confidential and not to be disclosed to any person other than those to whom they are given by Amphenol Corp. The furnishing of these drawings, specifications, or other data by Amphenol Corp., or to any other person to anyone for any purpose is not to be regarded by implication or otherwise in any manner licensing, granting rights or permitting such holder or any other person to manufacture, use or sell any product, process or design, patented or otherwise, that may in any way be related to or disclosed by said drawings, specifications, or other data.		APPROVED K. CAPOZZI	DATE 1/14/13	SCALE: 4.5:1	SHEET 2 OF 2		
		CAD FILE Root Folder/BNC/31-4320	CODE ID 74868	DWG SIZE B	DRAWING NO. 31-4320		REV U