

NOTES:

- MATERIALS AND FINISHES (PLATING THICKNESS IN MICROINCHES):
 - BODY - BRASS, SILVER PLATING (200 MIN THICK)
 - WASHER - BRASS, SILVER PLATING (200 MIN THICK)
 - SHELL - BRASS, SILVER PLATING (200 MIN THICK)
 - FERRULE - COPPER, SILVER PLATING (200 MIN THICK)
 - CONTACT - BRASS, GOLD PLATING (100 MIN THICK)
 - SPRING - BeCu, NICKEL PLATING (100 MIN)
 - INSULATOR - PTFE
 - GASKET - SILICONE RUBBER

- ELECTRICAL:
 - A. IMPEDANCE: 50 OHM

- MECHANICAL:
 - A. DURABILITY: 500 CYCLES MIN.
 - B. TEMPERATURE RANGE: -65° C TO +165° C

- PACKAGING:
 - A. QUANTITY: SINGLE PACK
 - B. MARKING: BAG TO BE MARKED "AMPHENOL, 31-4427, AND DATE CODE"

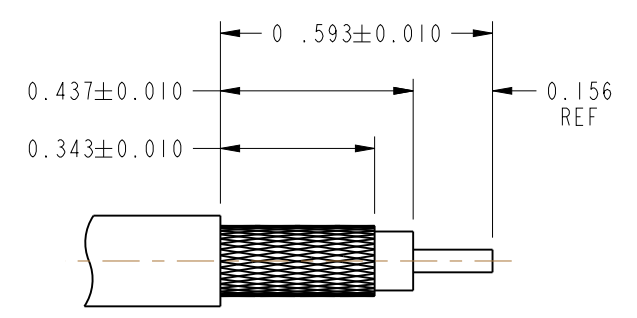
- CABLE ASSEMBLY INSTRUCTIONS:
 - A. TRIM CABLE AS SHOWN.
 - B. INSERT CABLE CENTER CONDUCTOR TO CONTACT.
 - C. SOLDER CONTACT TO CABLE OR CRIMP CONTACT TO CABLE. WHEN CRIMPING CONTACT TO CABLE, CRIMP WITH AMPHENOL TOOL 227-944 (M22520/5-01) AND DIE SET 227-1221-11, CAVITY 'B' (M22520/5-11 CLOSURE 'B'), .068" HEX DIE.
 - D. INSERT CABLE INTO CONNECTOR WITH BRAID OVER KNURL UNTIL IT BOTTOMS.
 - E. CRIMP FERRULE WITH AMPHENOL TOOL 227-944 (M22520/5-01) AND DIE SET 227-1221-11, CAVITY 'A' (M22520/5-11, CLOSURE 'A'), .213" HEX DIE.

6 SHOWS CABLE ENTRY DIMENSIONS.

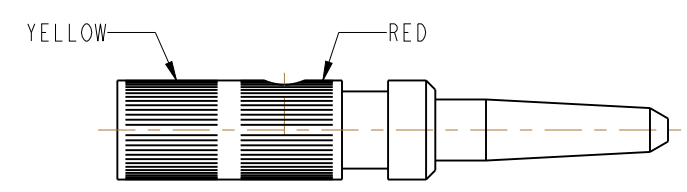
THIRD ANGLE PROJ.

REVISIONS

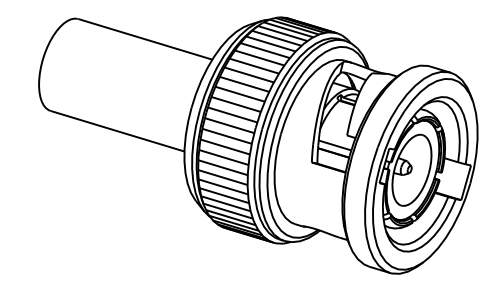
REV	DESCRIPTION	DATE	ECO	APPR
--	RELEASE TO MFG.	-----	-----	
W	REDRAWN IN PRO-E & UPDATED NOTES, ADD COD	9/20/13	49679	RV



RECOMMENDED CABLE STRIPPING DIMENSIONS

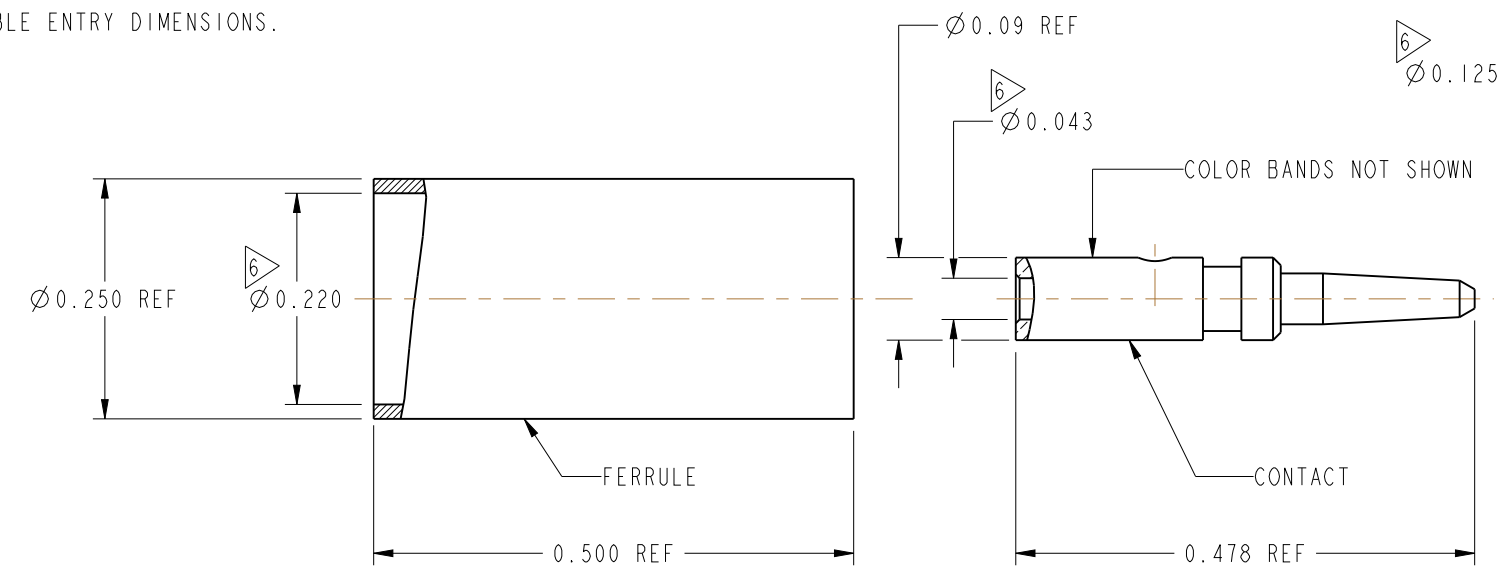
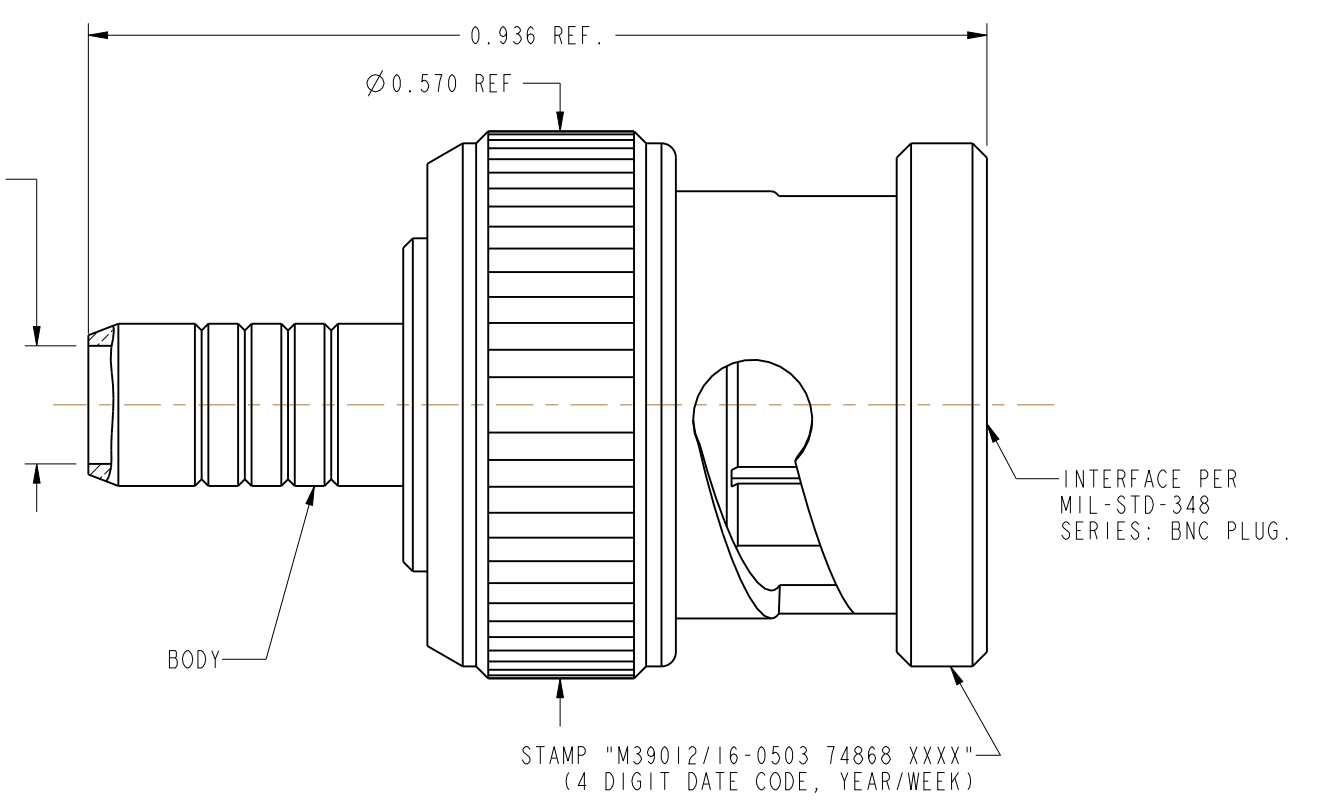


CONTACT COLOR BANDS



SCALE 2.000

MIL-C-39012 INSPECTION



THIS CONNECTOR IS COVERED BY U.S. PATENT 3,336,563.

CUSTOMER OUTLINE DRAWING
ALL OTHER SHEETS ARE FOR INTERNAL USE ONLY

UNLESS OTHERWISE SPECIFIED, DIMENSIONS ARE IN INCHES AND TOLERANCES ARE: 2 PLACE DECIMAL 3 PLACE DECIMAL ANGLES ±.015 (0,381 mm) ±.005 (0,127 mm) ± 1°	MATERIAL	DRAWN	DATE	TITLE BNC PLUG MIL-CRIMP (CATEGORY D) FOR RG 142 & 400/U CABLE		Amphenol RF www.amphenolrf.com
	SEE NOTES	RAJAVIJAYAN S	09-Aug-13			
NOTICE - These drawings, specifications, or other data (1) are, and remain the property of Amphenol corp. (2) must be returned upon request; and (3) are confidential and not to be disclosed to any person other than those to whom they are given by Amphenol Corp. the furnishing of these drawings, specifications, or other data by Amphenol Corp., or to any other person to anyone for any purpose is not to be regarded by implication or otherwise in any manner licensing, granting rights to permitting such holder or any other person to manufacture, use or sell any product, process or design, patented or otherwise, that may in any way be related to or disclosed by said drawings, specifications, or other data.	REFERENCE	ENGINEER	DATE	SCALE: 5.0:1.0 SHEET 2 OF 2		DRAWING NO.31-4427
	MIL-C-39012/16-0503	D. ROYCE	28-Mar-91			ITEM NO.31-4427
	FINISH	APPROVED	DATE	DWG SIZE B REV W		PART NO.31-4427