

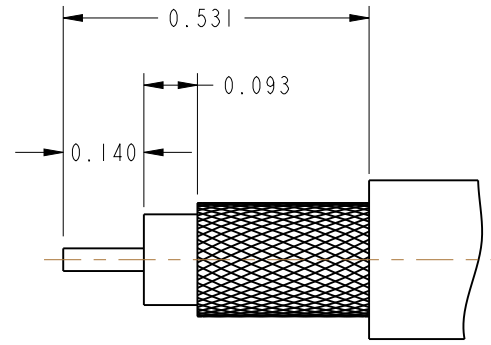
NOTES:

- MATERIALS AND FINISHES (PLATING THICKNESS IN MICROINCHES):
 - BODY - BRASS, SILVER PLATING (200 MIN THICK)
 - CONTACT - BRASS, GOLD PLATING (50 MIN THICK)
 - INSULATOR - PTFE
 - FERRULE - COPPER, SILVER PLATING (200 MIN THICK)
 - RETAINING RING - BeCu
 - GASKET - SILICONE RUBBER
 - OUTER CONTACT - BRASS, SILVER PLATING (200 MIN THICK)
 - COUPLING NUT - BRASS, SILVER PLATING (200 MIN THICK)
- ELECTRICAL:
 - A. IMPEDANCE: 50 OHM
- MECHANICAL:
 - A. DURABILITY: 500 CYCLES MIN.
 - B. TEMPERATURE RANGE: -65° C TO +165° C
- PACKAGING:
 - A. QUANTITY: SINGLE PACK
 - B. MARKING: BAG TO BE MARKED "AMPHENOL, 82-340, AND DATE CODE"
- CABLE ASSEMBLY INSTRUCTIONS
 - A. TRIM CABLE AS SHOWN.
 - B. INSERT CABLE CENTER CONDUCTOR TO CONTACT. SOLDER OR CRIMP CONTACT WITH 0.100" HEX DIE.
 - C. INSERT CABLE INTO CONNECTOR WITH BRAID OVER KNURL UNTIL IT BOTTOMS.
 - D. CRIMP FERRULE WITH 0.429" HEX DIE.

THIRD ANGLE PROJ.

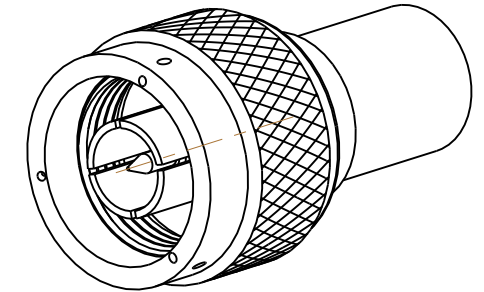
REVISIONS

REV	DESCRIPTION	DATE	ECO	APPR
--	OFFICIAL ENG. RELEASE TO MFG.	-----	-----	
U	REDRAWN IN PRO-E & ADDED COD	9/20/13	49679	RV



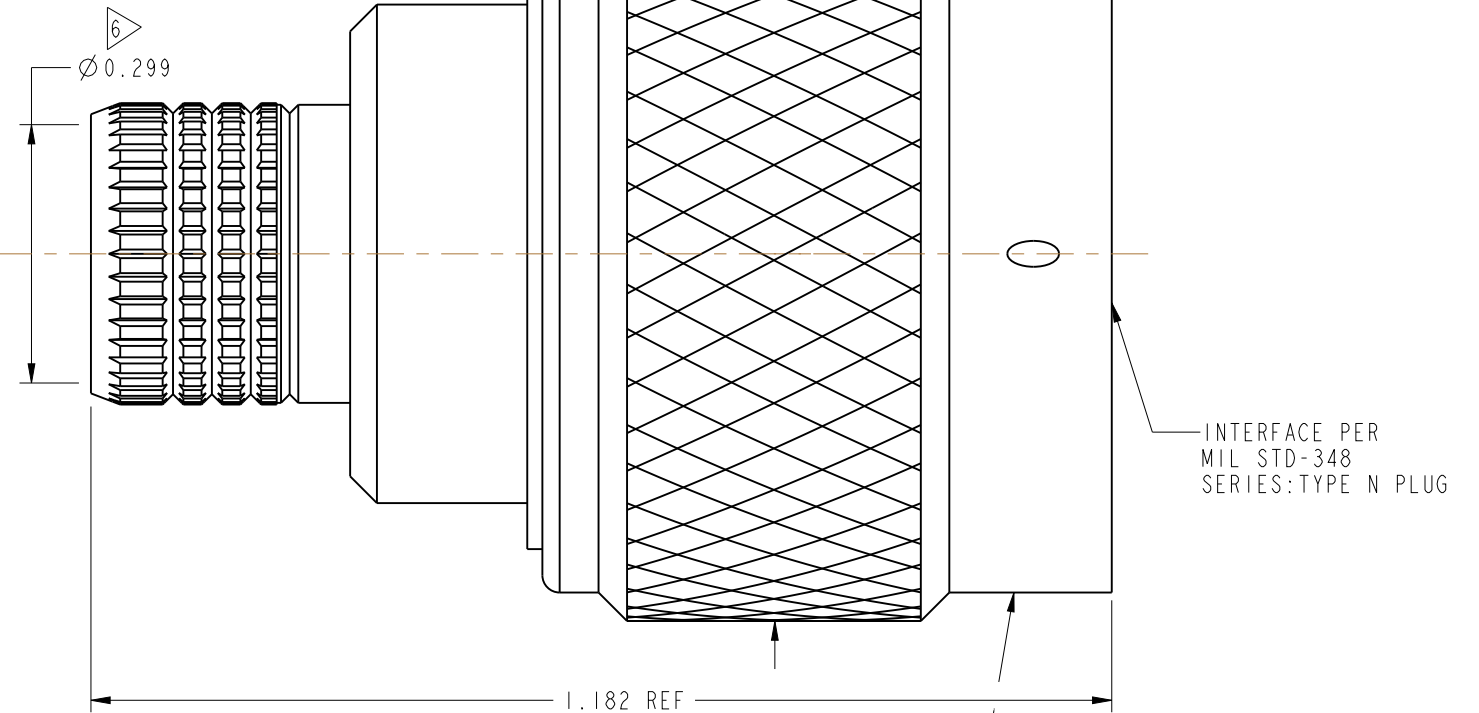
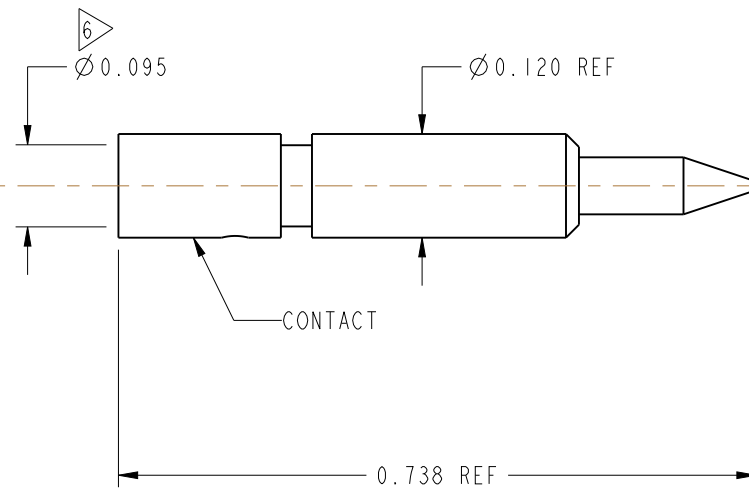
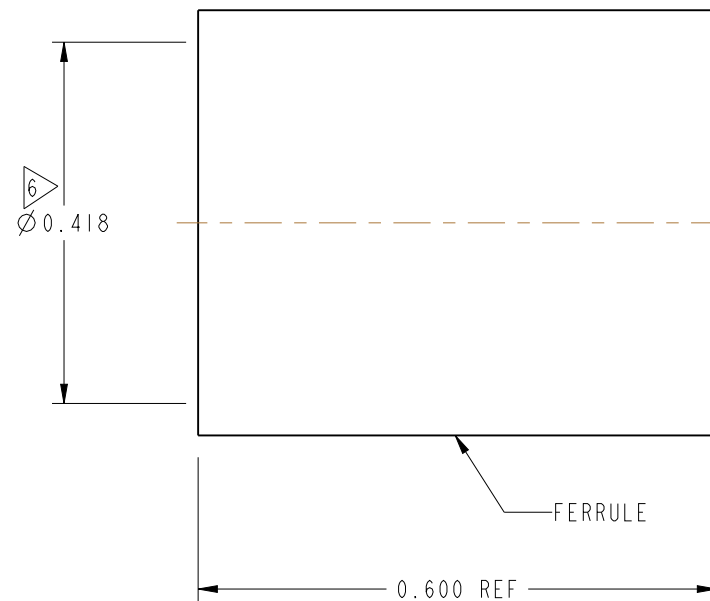
RECOMMENDED CABLE STRIPPING DIMENSIONS

MIL-C-39012 INSPECTION



SCALE 1.600

SHOWS CABLE ENTRY DIMENSIONS.



STAMP "M39012/01B0007 74868 XXXX" IN
(4 DIGIT DATE CODE, YEAR AND WEEK)

CUSTOMER OUTLINE DRAWING

ALL OTHER SHEETS ARE FOR INTERNAL USE ONLY

UNLESS OTHERWISE SPECIFIED, DIMENSIONS ARE IN INCHES AND TOLERANCES ARE: 2 PLACE DECIMAL 3 PLACE DECIMAL ANGLES ±.015 (0,381 mm) ±.005 (0,127 mm) ± 1°	MATERIAL	DRAWN	DATE	TITLE QUICK CRIMP "N" PLUG FOR RG-213, 8/U 8A/U CABLES		Amphenol RF www.amphenolrf.com	
	SEE NOTES	RAJAVIJAYAN S	09-Aug-13				
NOTICE - These drawings, specifications, or other data (1) are, and remain the property of Amphenol corp. (2) must be returned upon request; and (3) are confidential and not to be disclosed to any person other than those to whom they are given by Amphenol Corp. the furnishing of these drawings, specifications, or other data by Amphenol Corp., or to any other person to anyone for any purpose is not to be regarded by implication or otherwise in any manner licensing, granting rights to permitting such holder or any other person to manufacture, use or sell any product, process or design, patented or otherwise, that may in any way be related to or disclosed by said drawings, specifications, or other data.	REFERENCE	ENGINEER	DATE	SCALE: 4.5:1.0 SHEET 2 OF 2		DRAWING NO.82-340 ITEM NO.82-340	
	EPA 802124-51 MIL-C-39012/01B0007	HH	14-Dec-65				
	FINISH	APPROVED	DATE		DWG SIZE B REV U		PART NO.82-340
	K. CAPOZZI	9/20/13					