

# RR-HR

D-Sub connectors - Stamped and Formed Contacts

## REAR RELEASE CRIMP CONNECTORS



### Specifications

- Connectors according to MIL C24308

Materials and Platings		
<b>Shells</b>	Tinned steel with or without dimples on plug connector	
<b>Insulator Boardlock</b>	Black glass-filled thermoplastic, UL 94V-0	
<b>Screwlock</b>	Brass, 3µm to 5µm (118µ" to 197µ") tin over nickel 2µm to 3µm (78µ" to 118µ")	
	Brass, 6µm to 10µm (236µ" to 394µ") tin over nickel 2µm to 3µm (78µ" to 118µ")	
Contacts-Brass	Under plating	Crimp side
0.2µm (8µ") gold	2µm (78µ") nickel	gold flash or tin
0.5µm (20µ") gold	2µm (78µ") nickel	gold flash or tin
0.76µm (30µ") gold	2µm (78µ") nickel	gold flash or tin

Electrical Data	
<b>Current rating</b>	5A
<b>Voltage rating</b>	500V AC/rms 50Hz
<b>Withstanding voltage</b>	RR: 1000V AC/rms 50Hz for 1 minute HR: 1000V AC/rms 60Hz for 1 minute
<b>Insulation resistance</b>	RR: 5000MΩ HR: 1000MΩ
<b>Contact resistance</b>	10mΩ max
<b>Wire size</b>	20-28 AWG max insulation Ø1.27mm (.05")

Climatic Data	
<b>Operating temperature</b>	-55°C to +125°C

Mechanical Data					
Mating and unmating force					
Unit: kg ( lb)					
No. of Cts		Mate (max)		Unmate (min)	
RR	HR	RR	HR	RR	HR
9 (size E)	15 (size E)	3.05 (6.74)	3.81 (8.42)	0.36 (0.79)	0.52 (1.14)
15 (size A)	26 (size A)	5.09 (11.24)	5.95 (13.16)	0.46 (1.01)	1.05 (2.32)
25 (size B)	44 (size B)	8.44 (18.66)	9.26 (20.46)	0.81 (1.8)	1.37 (3.02)
37 (size C)	62 (size C)	12.51 (27.65)	13.48 (29.78)	1.1 (2.47)	1.76 (3.88)
50 (size D)	78 (size D)	14.65 (32.38)	15.82 (34.96)	1.6 (3.56)	2.02 (4.46)

Designed for high volume production, Amphenol's rear release crimp connector and contacts provide significant cost saving.

- EMI / RFI shell configuration.
- Removable, reusable contacts.
- Automatic and manual tooling available.

*Simplify  
your cable  
assemblies*

- Commercial
- Industrial
- Telecom
- Any industry standard I / O connections



**Amphenol**

Standard density RR



Nb OF CONTACTS	DIMENSIONS mm (inch)						
	A	B	C	D	E	F	X
9	30.84 (1.21)	24.99 (.98)	16.92 (.67)	16.24 (.64)	11.09 (.44)	19.28 (.76)	2.77
15	39.24 (1.54)	33.32 (1.31)	24.7 (.972)	24.56 (.97)	19.39 (.76)	27.51 (1.08)	2.77
25	53.04 (2.09)	47.04 (1.85)	38.96 (1.53)	38.38 (1.51)	33.24 (1.31)	41.30 (1.63)	2.77
37	69.32 (2.73)	63.50 (2.50)	55.42 (2.18)	54.76 (2.16)	49.86 (1.96)	57.71 (2.27)	2.77
50	67 (2.64)	61.11 (2.41)	52.86 (2.08)	52.34 (2.06)	44.32 (1.75)	55.3 (2.18)	2.77



# High density HR



Nb OF CONTACTS	DIMENSIONS mm (inch)				
	A	B	C	D	E
15	30.84 (1.21)	24.99 (.98)	16.92 (.67)	16.24 (.64)	19.28 (.76)
26	39.24 (1.54)	33.32 (1.31)	24.7 (.972)	24.56 (.97)	27.51 (1.08)
44	53.04 (2.09)	47.04 (1.85)	38.96 (1.53)	38.38 (1.51)	41.30 (1.63)
62	69.32 (2.73)	63.50 (2.50)	55.42 (2.18)	54.76 (2.16)	57.71 (2.27)
78	67 (2.64)	61.11 (2.41)	52.86 (2.08)	52.34 (2.06)	55.3 (2.18)



Panel mounting option

Standard density:



Standard rivet  $\varnothing$  3.05mm  
no digit



Fixed front female screwlock  
VF / VFM



Threaded rear insert  
H / G

High density:



Standard rivet  $\varnothing$ 3.05mm  
no digit



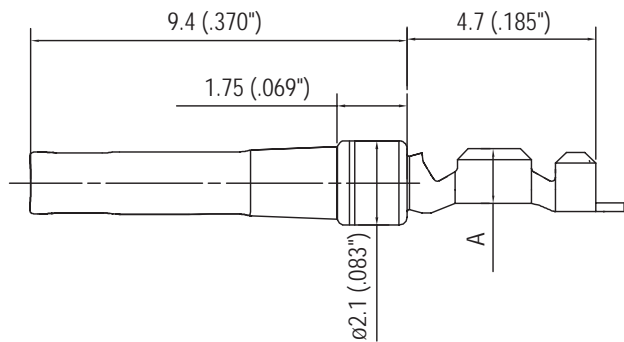
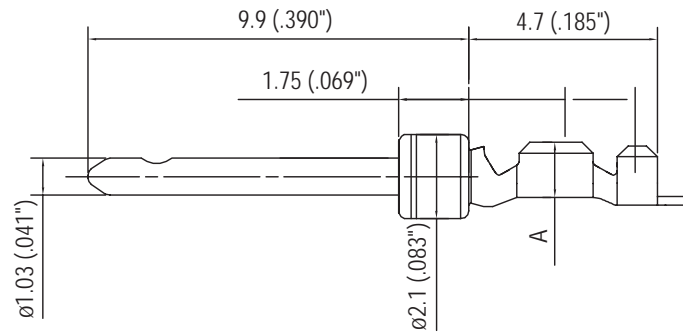
Threaded rear insert  
H / G



Fixed front female screwlock  
VF / VFM

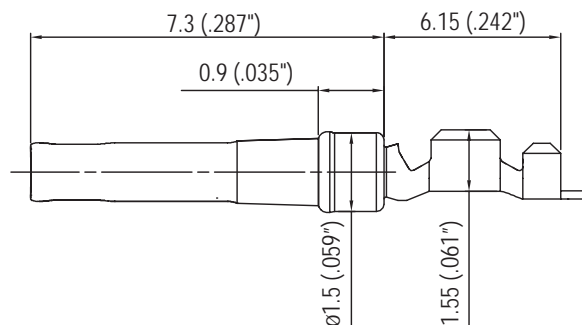
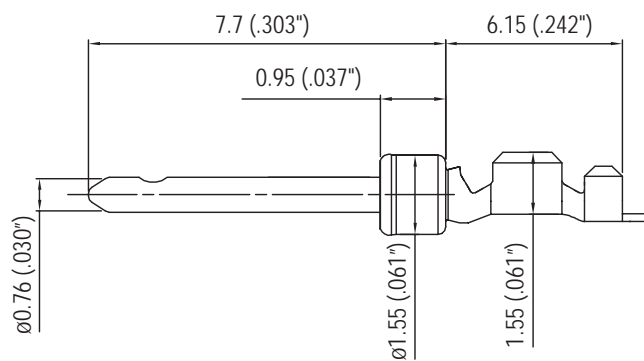
## Contacts

### Standard density:



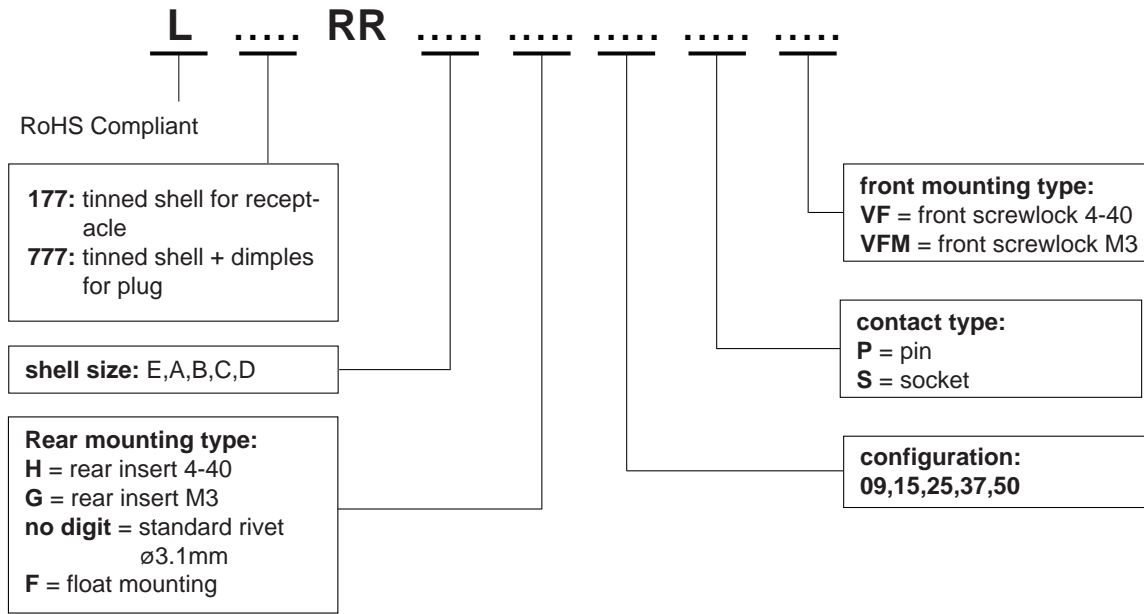
AWG	A	B	C
20-24	1.8 (.071")	1.9 (.075")	2.5 (.098")
24-28	1.4 (.055")	1.5 (.059")	1.7 (.066")

### High density:

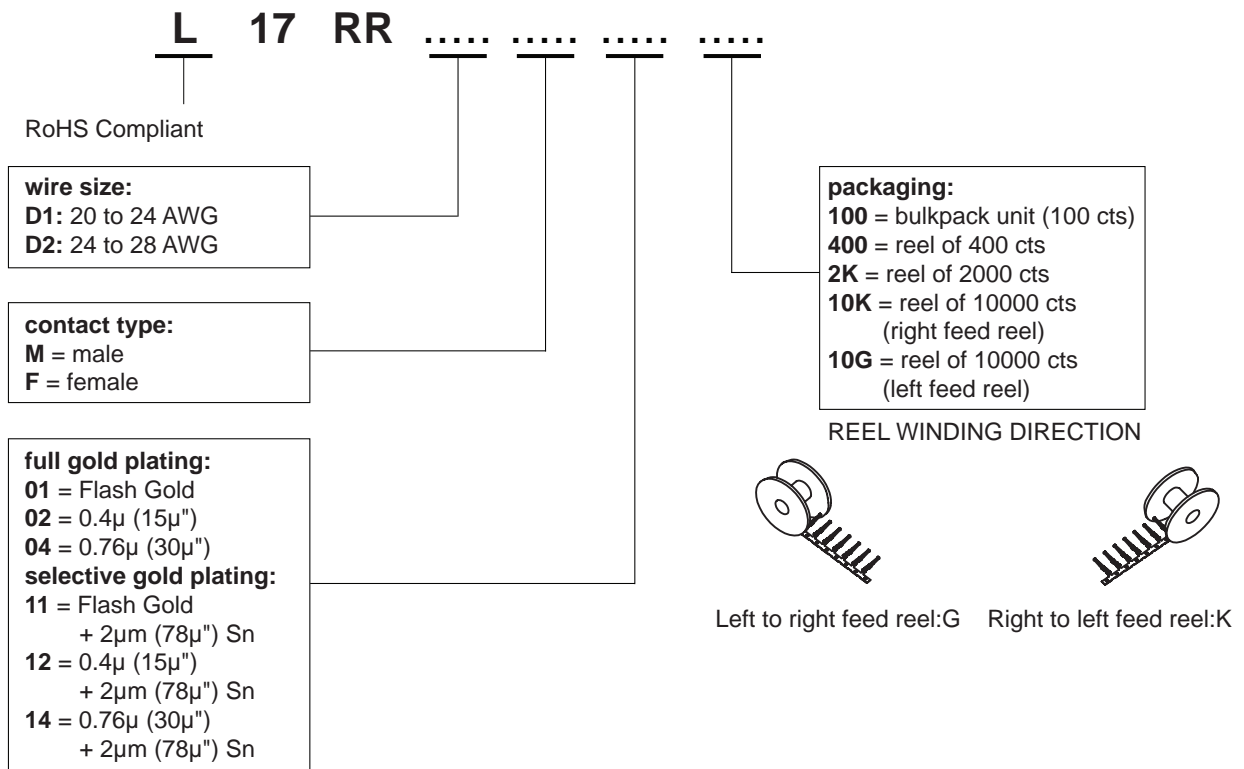


# How to order RR (standard density)

## Housings



## Contacts



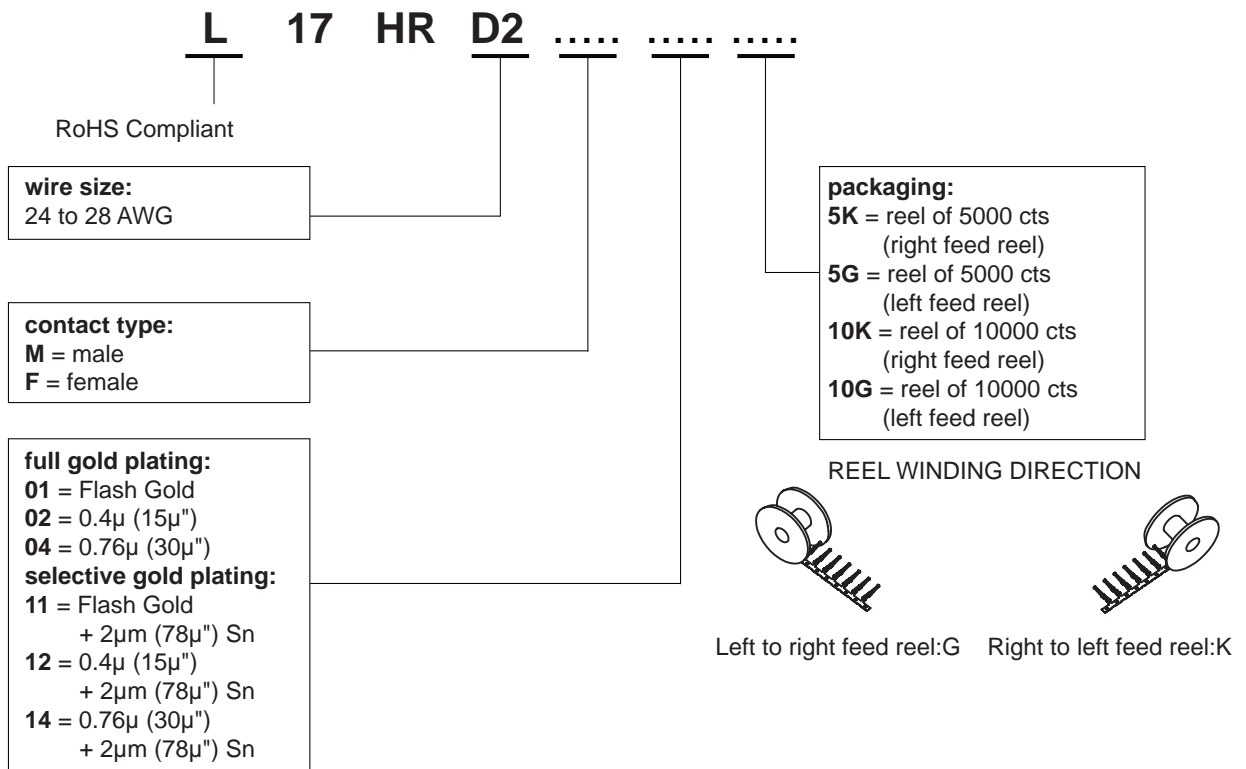
*For special request, please consult factory*

# How to order HR (high density)

## Housings



## Contacts



*For special request, please consult factory*

## Tooling for crimp contacts

### For standard density crimp contacts: 17RR series

- |   |             |
|---|-------------|
| • contact insertion and removal tool                          | 17D 438 SP  |
| • hand crimp tool for single contacts AWG 20 to 28            | 17D 440 SP  |
| • hand crimp tool for reels of 400 contacts                   | FA 0000 762 |
| crimp dies: AWG 20 to 24                                      | FA 0000 104 |
| crimp dies: AWG 24 to 28                                      | FA 0000 102 |
| • stripping box   | FE 0400     |
| • automatic crimp machine for reels of 2000 to 10000 contacts | 970 MC      |
| crimp dies: AWG 20 to 24                                      | 968 MC      |
| crimp dies: AWG 24 to 28                                      | 972 MC      |

### For high density crimp contacts: 17HR series

- |   |        |
|---|--------|
| • automatic crimp machine for reels of 2000 to 10000 contacts | 970 MC |
| crimp dies: AWG 24 to 28                                      | 973 MC |

Do not hesitate to contact us for further information



# Amphenol

## Amphenol IT & Communication Products

Block A3/A4, The 4th Industrial District of  
Industrial Headquarters, Dong Keng Road  
Gong Ming Town, Shen Zhen China  
Fax: +86(0)755 2754 9955

### Technical Support

Tel: +86(0)755 2717 7945  
Info-dsub@amphenol.com.cn  
<http://www.dsubconnector.com>