


Anaren High Frequency Chip Resistor



Electrical Specifications:

	Room (25 °C)		
	Min.	Typ.	Max.
Resistance (Ω)	47.5	50	52.5
TCR (ppm / °C)	-300		+300
Power (W)			0.5
Operating Temperature (°C)	-55		150
Frequency Range (GHz)	DC		18
Return Loss (dB)			10

Specifications subject to change with out notice.

Features:

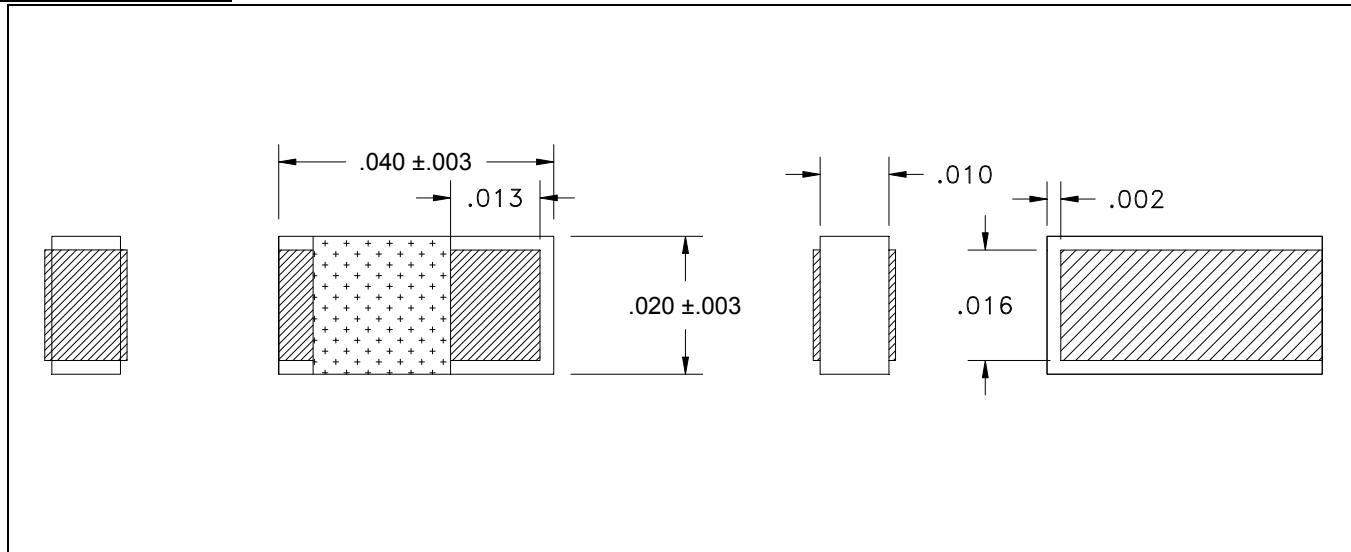
- RF performance to 18 GHZ
- 50 Ω
- 10 mil 96 % Alumina
- Non-Nichrome Resistive Element
- Terminals: Gold
- Epoxy Mount
- Wire Bondable
- Tolerance 5%

Description

- Thick Film single wrap chip resistor with gold terminals.
- Terminals can be wire bonded.
- Base Material is 10 mil 96% Alumina.

Outline Drawing

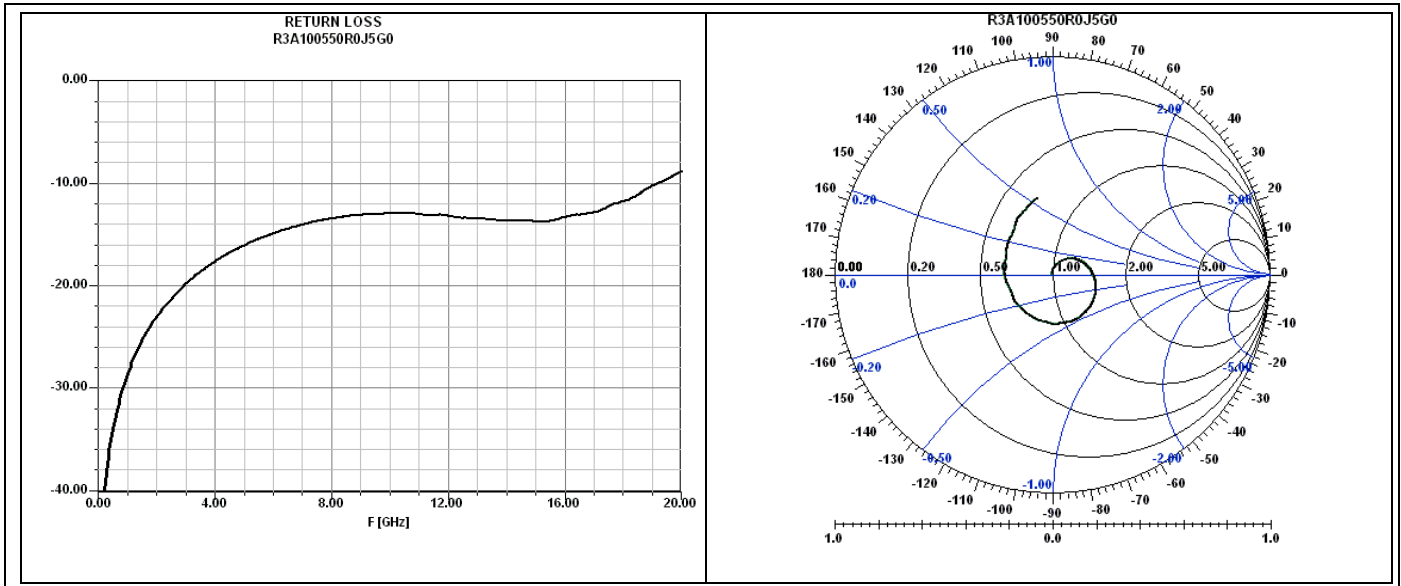
Dimensions shown in inches ±0.002 unless otherwise shown



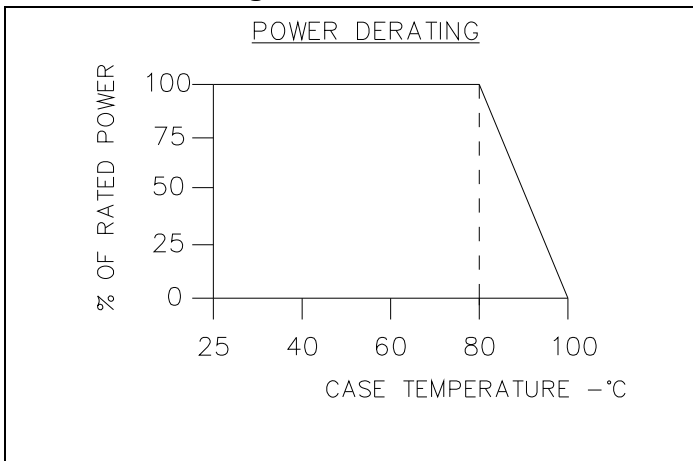
R3A100550R0J5G0 (097) Rev B



Performance Specifications:

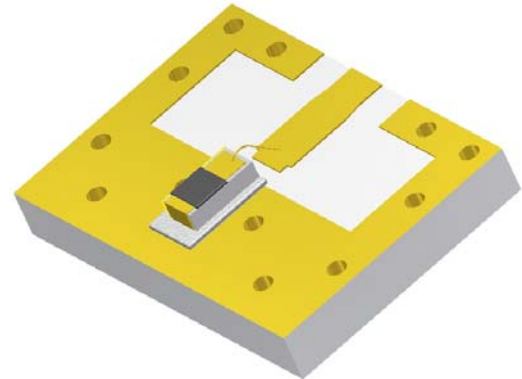


Power De-rating:



Suggested Mounting:

Epoxy mount bottom side to circuit.
Top terminal is wire bondable.



Description of Standard Tests as specified by options in Part Number

Parameter	Change in Resistance		Test Method
	Limit	Typical	
Resistance	±52%	50 Ω	Measurement at 25°C
T.C.R (ppm / °C)	± 300	165	Measurement at +25°C to -55°C and +25°C to +125°C
Overload (Short Time)	±2%	±0.5%	Rated Voltage x 2.5 for 5 seconds
Thermal Shock	±0.5%	±0.3%	-55°C (30 minutes), +125°C (30 minutes), 100 cycles
Life Test	±3%	±1%	70°C ± 2°C, 1000 hours, 1.5 hr ON, 0.5 hr OFF cycle
High Temperature Exposure	±1%	±0.3%	+125°C, 1000 hours +155°C, 1000 hours

R3A100550R0J5G0 (097) Rev B

USA/Canada: (315) 432-8909
Toll Free: (800) 544-2414
Europe: +44 2392-232392

Available on Tape and Reel For Pick and Place Manufacturing.



Anaren
What'll we think of next?™