

# IM series

Sealed snap-action pushbutton switches - bushing Ø 12 mm - momentary

*Distinctive features and specifications*

UG1410-A-R2



- Snap-action : tactile feedback with audible click
- High current/voltage rating
- Sealed to IP67
- Flat round actuator for optional marking

## ENVIRONMENTAL SPECIFICATIONS

- Front panel sealing : IP67 according to IEC 60529
- Shock resistance : 50 g - 11 ms according to IEC 68-2-27
- Salt spray : IEC 512-6, test 11f
- Operating temperature : -40°C to +85°C
- Storage temperature : -40°C to +85°C

## MATERIALS

- Case : polyamide 4/6
- Actuator : polyamide 6/6
- Bushing/bezel : polyamide 6/6
- Contacts : silver, gold plated
- Terminal seal : epoxy

## ELECTRICAL SPECIFICATIONS

- Max. current/voltage rating with resistive load : 3A 28VDC
- Initial contact resistance : 100 mΩ max.
- Insulation resistance : 1 GΩ min. at 500VDC
- Dielectric strength : 500 Vrms between terminals
- Electrical life at full load : 25.000 cycles

## AGENCY APPROVAL



1A 125VAC/250VAC  
File E83438

**Availability** : consult factory for details of approved models.

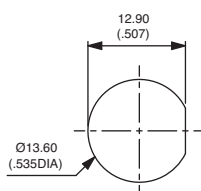
**Marking** : to order switches marked UL, complete appropriate box of ordering format.

## GENERAL SPECIFICATIONS

- Panel thickness : 1,5 mm (.059) to 10 mm (.394)
- Total travel : 1,7 mm (.067) +/- 0,3 mm
- Low level or mechanical life : 1.000.000 cycles
- Torque (applied to nut) : 1 Nm max. with metal nut U166  
1,5 Nm max. with plastic nut U4248

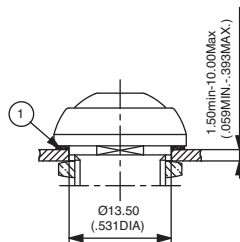
## MOUNTING - STANDARD BEZEL

### Panel cut-out

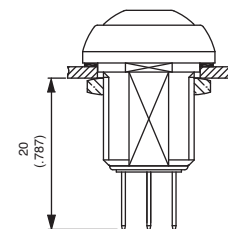


① Flat seal

### Matrix mounting

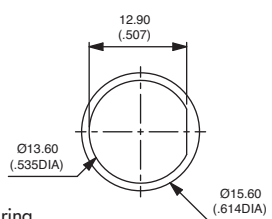


### Back of panel space requirement



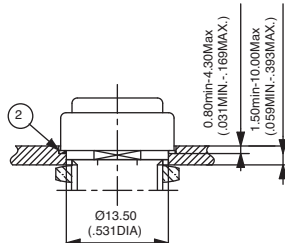
## MOUNTING - REDUCED BEZEL

### Panel cut-out

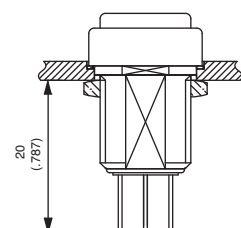


② O-ring

### Matrix mounting



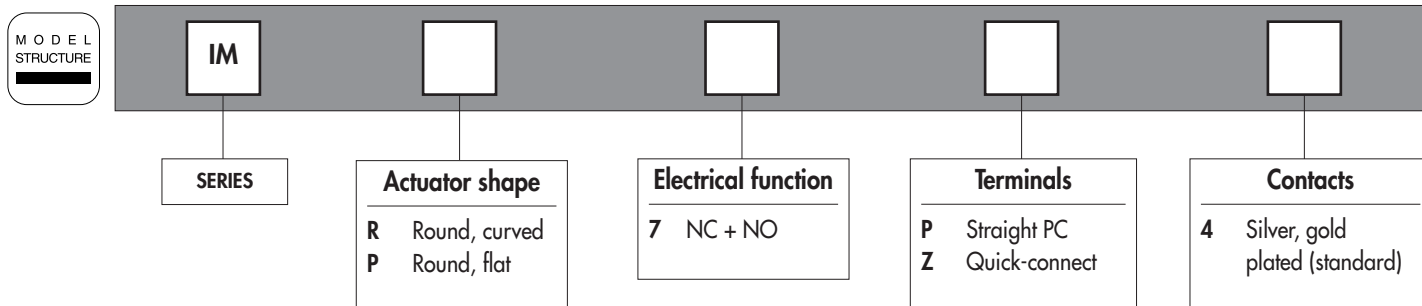
### Back of panel space requirement



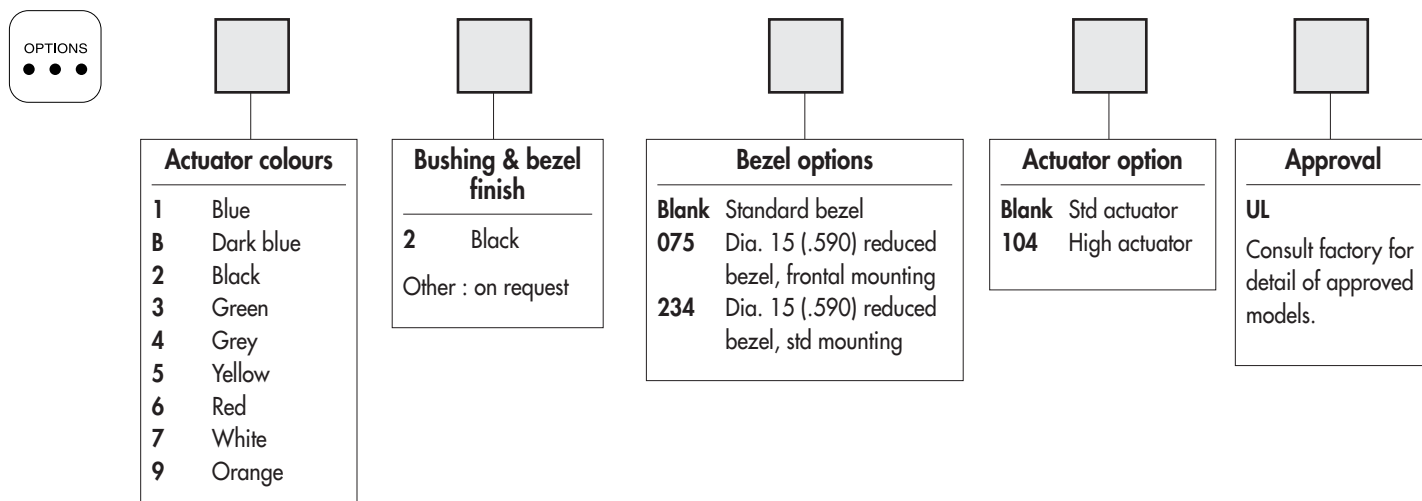
# IM series

Sealed snap-action pushbutton switches - bushing Ø 12 mm - momentary

Overview



B1



## ABOUT THIS SERIES

On the following pages, you will find successively :  
model structure of switches and options in the same order as in above chart

**Dimensions** : first dimensions are in mm while inches are shown as bracketed numbers.



**NOTICE** : please note that not all combinations of above numbers are available. Refer to the following pages for further information.



**A sealing boot** is available to protect the switches against frost and sand (P/N U5125). It is presented after the IA series and in section H.



**Mounting accessories** : Standard hardware supplied : 1 flat seal (standard bezel) or 1 O-ring (reduced bezel) and 1 metal hex nut 14 mm (.551) across flats. Hex nut part number U166. Plastic nut 17 mm (.669) across flats, thickness 4 mm (.157) available on request. Part number U4248.



**Packaging unit** : 50 pieces

The company reserves the right to change specifications without notice.

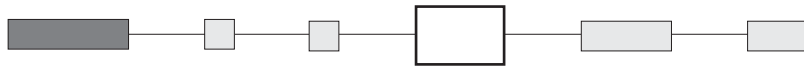


# IM series

Sealed snap-action pushbutton switches - bushing Ø 12 mm - momentary

Options

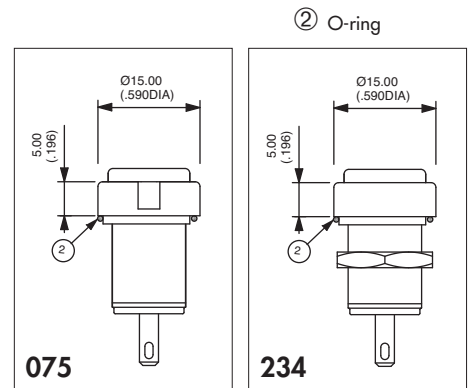
## BEZEL OPTIONS



**Blank** Standard bezel

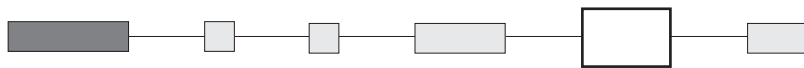
**075** Dia. 15 (.590) reduced bezel, mounting of the switch from the front into a threaded panel cut-out

**234** Dia. 15 (.590) reduced bezel, standard mounting



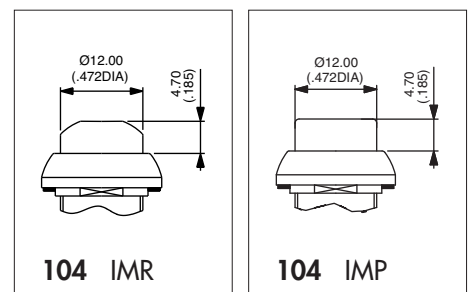
B1

## ACTUATOR OPTION

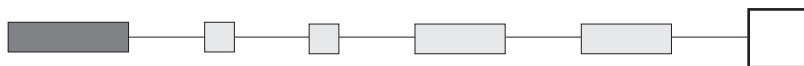


**Blank** Standard actuator

**104** High actuator



## AGENCY APPROVAL



**UL**

**Availability** : consult factory for details of approved models.

**Marking** : to order switches marked UL, complete above box with "UL".