

Features

- Multiturn / Cermet / Industrial / Sealed
- Listed on the QPL for style RJ26 per MIL-R-22097 and RJR26 per High-Rel MIL-R-39035
- RoHS compliant* version available
- For trimmer applications/processing guidelines, [click here](#)

3262 - 1/4 " TrimPot® Trimming Potentiometer

Electrical Characteristics

Standard Resistance Range 10 to 1 megohm
 (see standard resistance table)
 Resistance Tolerance ±10 % std.
 (tighter tolerance available)
 Absolute Minimum Resistance.... 1 % or
 2 ohms max. (whichever is greater)
 Contact Resistance Variation ... 3.0 % or
 3 ohms max. (whichever is greater)
 Adjustability
 Voltage ±0.02 %
 Resistance ±0.05 %
 Resolution Infinite
 Insulation Resistance 500 vdc.
 1,000 megohms min.
 Dielectric Strength
 Sea Level..... 600 vac
 80,000 Feet 250 vac
 Effective Travel 12 turns nom.

Environmental Characteristics

Power Rating (300 volts max.)
 85 °C 0.25 watt
 150 °C 0 watt
 Temperature Range ... -65 °C to +150 °C
 Temperature Coefficient ... ±100 ppm/°C
 Seal Test 85 °C Fluorinert†
 Humidity MIL-STD-202 Method 103
 96 hours (2 % ΔTR, 100 Megohms IR)
 Vibration 30 G (1 % ΔTR; 1 % ΔVR)
 Shock 100 G (1 % ΔTR; 1 % ΔDVR)
 Load Life... 1,000 hours 0.25 watt @ 85 °C
 (3 % ΔTR; 3 % or 3 ohms,
 whichever is greater, CRV)
 Rotational Life 200 cycles
 (2 % ΔTR; 3 % or 3 ohms,
 whichever is greater, CRV)

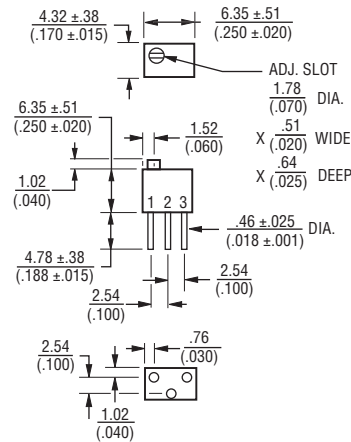
Physical Characteristics

Torque..... 3.0 oz-in. max.
 Mechanical Stops..... Wiper idles
 Terminals Solderable pins
 Weight 0.015 oz.
 Marking..... Manufacturer's trademark,
 resistance code, wiring diagram,
 date code, manufacturer's model
 number and style
 Wiper 50 % (Actual TR) ±10 %
 Flammability U.L. 94V-0
 Standard Packaging..... 50 pcs. per tube
 Adjustment Tool..... H-90

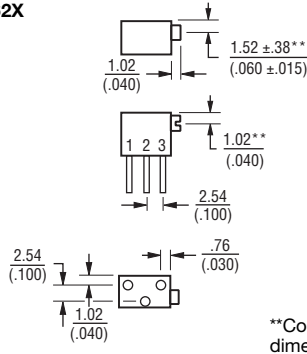
Product Dimensions

3262W

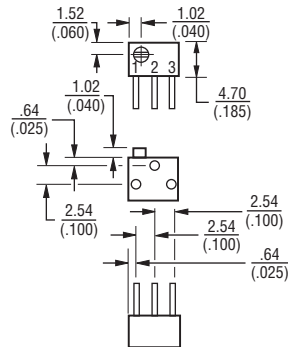
Common Dimensions



3262X



3262P



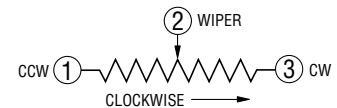
How To Order

Model **3262 P - 1 - 103 LF**
 Style _____
 Standard or Modified Product Indicator _____
 -1 = Standard Product
 Resistance Code _____
 Terminations
 LF = 100 % Tin-plated (RoHS compliant)
 Blank = 90 % Tin / 10 % Lead-plated
 (Standard)
 Consult factory for other available options.

Standard Resistance Table

Resistance (Ohms)	Resistance Code
10	100
20	200
50	500
100	101
200	201
500	501
1,000	102
2,000	202
5,000	502
10,000	103
20,000	203
25,000	253
50,000	503
100,000	104
200,000	204
250,000	254
500,000	504
1,000,000	105

Popular values listed in boldface. Special resistances available.



DIMENSIONS: $\frac{\text{MM}}{\text{(INCHES)}}$
 TOLERANCES: ± $\frac{0.25}{(.010)}$ EXCEPT WHERE NOTED

REV. 04/14

*RoHS Directive 2002/95/EC Jan. 27, 2003 including annex and RoHS Recast 2011/65/EU June 8, 2011.

“Trimpot” is a registered trademark of Bourns, Inc.

†“Fluorinert” is a registered trademark of 3M Co.

Specifications are subject to change without notice.

The device characteristics and parameters in this data sheet can and do vary in different applications and actual device performance may vary over time. Users should verify actual device performance in their specific applications.