

## Features

- Multiturn/ Wirewound / Industrial / Sealed
- Listed on the QPL for style RT24 per MIL-R-27208 and RTR24 per High-Rel MIL-R-39015
- Panel mount option available
- RoHS compliant\*

■ For trimmer applications/processing guidelines, [click here](#)

# 3290 - 3/8" Square Trimpot® Trimming Potentiometer

### Electrical Characteristics

Standard Resistance Range ..... 10 to 50K ohms  
 (see standard resistance table)  
 Resistance Tolerance ..... ±5 % std.  
 (tighter tolerance available)  
 Absolute Minimum Resistance ..... 0.1 % or 1 ohm max.  
 (whichever is greater)  
 Noise ..... 100 ohms ENR max.  
 Resolution ..... (see standard resistance table)  
 Insulation Resistance ..... 500 vdc.  
 1,000 megohms min.  
 Dielectric Strength  
 Sea Level ..... 1,000 vac  
 80,000 Feet ..... 350 vac  
 Adjustment Travel ..... 25 turns nom.

### Environmental Characteristics

Power Rating @ 85 °C ..... 1.0 watt  
 Power Rating @ 150 °C ..... 0 watt  
 Temperature Range ... -65 °C to +150 °C  
 Temperature Coefficient ..... ±50 ppm/°C  
 Seal Test ..... 85 °C Fluorinert†  
 Humidity ..... MIL-STD-202 Method 106  
 96 hours (2 % ΔTR; 100 Megohms IR)  
 Vibration ..... 30 G  
 (1 % ΔTR; 0.5 % + resolution ΔVR)  
 Shock ..... 100 G  
 (1 % ΔTR; 0.5 % + resolution ΔVR)  
 Load Life ..1,000 hours 1.0 watt @ 85 °C  
 (2 % ΔTR; 500 ohms ENR)  
 Rotational Life ..... 200 cycles  
 (2 % ΔTR; 500 ohms ENR)

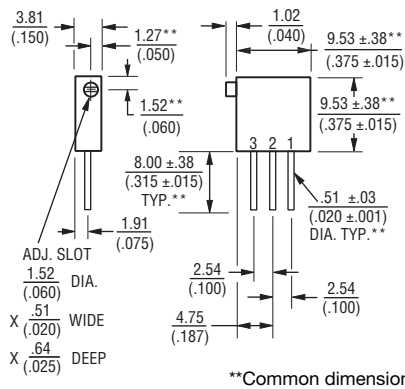
### Physical Characteristics

Torque ..... 5.0 oz-in. max.  
 Mechanical Stops ..... Wiper idles  
 Terminals Solderable printed circuit pins  
 Weight ..... 0.025 oz.  
 Marking ..... Manufacturer's trademark,  
 resistance code, wiring diagram,  
 date code, manufacturer's model  
 number and style  
 Wiper ..... 50 % (Actual TR) ±10 %  
 Flammability ..... U.L. 94V-0  
 Standard Packaging ..... 50 pcs. per tube  
 Adjustment Tool ..... H-90

### Product Dimensions

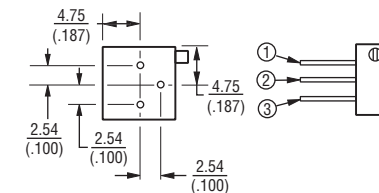
#### 3290H

#### Common Dimensions

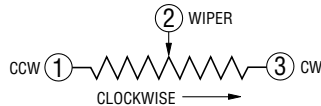
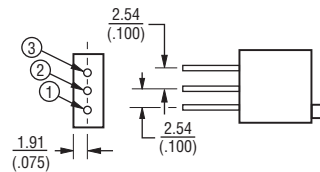


\*\*Common dimensions

#### 3290P



#### 3290W



DIMENSIONS:  $\frac{\text{MM}}{(\text{INCHES})}$   
 TOLERANCES: ±  $\frac{0.25}{(.010)}$  EXCEPT WHERE NOTED

### How To Order

**3290 H - 1 - 103 M**

Model \_\_\_\_\_  
 Style \_\_\_\_\_  
 Standard or Modified  
 Product Indicator \_\_\_\_\_  
 -1 = Standard Product  
 Resistance Code \_\_\_\_\_  
 Optional Suffix Letter \_\_\_\_\_  
 M = Panel Mount  
 (Factory Installed)

Consult factory for other available options.

### Standard Resistance Table

Resistance (Ohms)	Resistance Code	Nominal Resolution (Percent)
10	100	1.11
20	200	0.93
50	500	0.62
100	101	0.60
200	201	0.54
500	501	0.42
<b>1,000</b>	<b>102</b>	<b>0.33</b>
<b>2,000</b>	<b>202</b>	<b>0.26</b>
<b>5,000</b>	<b>502</b>	<b>0.20</b>
<b>10,000</b>	<b>103</b>	<b>0.17</b>
<b>20,000</b>	<b>203</b>	<b>0.14</b>
25,000	253	0.13
50,000	503	0.11

Popular values listed in boldface. Special resistances available.

REV. 04/14

\*RoHS Directive 2002/95/EC Jan. 27, 2003 including annex and RoHS Recast 2011/65/EU June 8, 2011.

"Trimpot" is a registered trademark of Bourns, Inc.

†"Fluorinert" is a registered trademark of 3M Co.

Specifications are subject to change without notice.

The device characteristics and parameters in this data sheet can and do vary in different applications and actual device performance may vary over time. Users should verify actual device performance in their specific applications.