

Features

- Multiturn / Cermet / Industrial / Sealed
- Optional panel mount available
- Thin body profile
- RoHS compliant* version available
- For trimmer applications/processing guidelines, [click here](#)

3292 - 3/8" Square Trimpot® Trimming Potentiometer

Electrical Characteristics

Standard Resistance Range 10 to 1 megohm
 (see standard resistance table)

Resistance Tolerance ±10 % std.
 (tighter tolerance available)

Absolute Minimum Resistance 1 % or 2 ohms max.
 (whichever is greater)

Contact Resistance Variation 1.0 % or 3 ohms max.
 (whichever is greater)

Adjustability
 Voltage ±0.01 %
 Resistance ±0.05 %

Resolution Infinite

Insulation Resistance 500 vdc.
 1,000 megohms min.

Dielectric Strength
 Sea Level 900 vac
 80,000 Feet 350 vac

Effective Travel 25 turns nom.

Environmental Characteristics

Power Rating (400 volts max.)
 85 °C 0.5 watt
 150 °C 0 watt

Temperature Range ... -65 °C to +150 °C

Temperature Coefficient ... ±100 ppm/°C

Seal Test 85 °C Fluorinert†
 (pin styles only)

Humidity MIL-STD-202 Method 103
 96 hours (1 % ΔTR, 100 Megohms IR)

Vibration 30 G (1 % ΔTR; 1 % ΔVR)

Shock 100 G (1 % ΔTR; 1 % ΔVR)

Load Life ..1,000 hours 0.5 watt @ 85 °C
 (2 % ΔTR; 3 % or 3 ohms,
 whichever is greater, CRV)

Rotational Life 200 cycles
 (2 % ΔTR; 3 % or 3 ohms,
 whichever is greater, CRV)

Physical Characteristics

Torque 5.0 oz-in. max.

Mechanical Stops Wiper idles

Terminals Solderable printed circuit pins

Weight 0.025 oz.

Machine Screw Mounting
 Torque 12 oz-in. max.

Marking Manufacturer's trademark,
 resistance code, wiring diagram,
 date code, manufacturer's model
 number and style

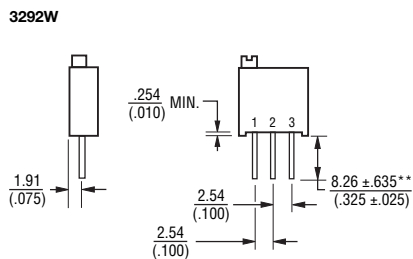
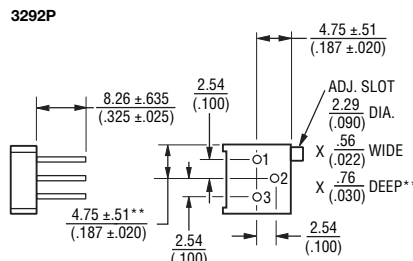
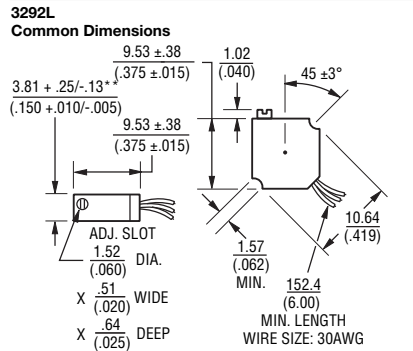
Wiper 50 % (Actual TR) ±10 %

Flammability U.L. 94V-0

Standard Packaging
 P, W & X Styles 50 pcs. per tube
 L Style 50 pcs. per bag

Adjustment Tool H-90

Product Dimensions



**Common dimensions

How To Order

3292 W - 1 - 103 M LF

Model _____

Style _____

Standard or Modified _____

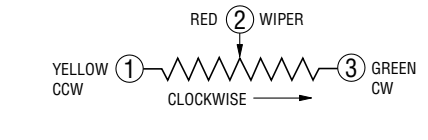
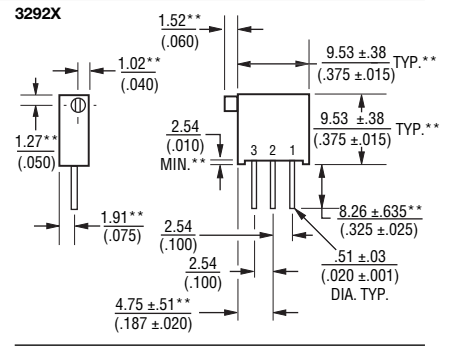
Product Indicator
 -1 = Standard Product

Resistance Code _____

Optional Suffix Letter
 M = Panel Mount Model 3292L, W & X
 (Factory Installed)

Terminations
 LF = 100 % Tin-plated (RoHS compliant)
 Blank = 90 % Tin / 10 % Lead-plated
 (Standard)

Consult factory for other available options.



DIMENSIONS: $\frac{\text{MM}}{\text{(INCHES)}}$

TOLERANCES: ± $\frac{0.25}{(.010)}$ EXCEPT WHERE NOTED

Standard Resistance Table

Resistance (Ohms)	Resistance Code
10	100
20	200
50	500
100	101
200	201
500	501
1,000	102
2,000	202
5,000	502
10,000	103
20,000	203
25,000	253
50,000	503
100,000	104
200,000	204
250,000	254
500,000	504
1,000,000	105

Popular values listed in boldface. Special resistances available.

REV. 04/14

"Trimpot" is a registered trademark of Bourns, Inc.
 †"Fluorinert" is a registered trademark of 3M Co.

*RoHS Directive 2002/95/EC Jan. 27, 2003 including annex and RoHS Recast 2011/65/EU June 8, 2011.

The device characteristics and parameters in this data sheet can and do vary in different applications and actual device performance may vary over time. Users should verify actual device performance in their specific applications.