



## Features

- 1/4" Round / Single-Turn / Cermet Industrial / Sealed
- 5 standard terminal styles
- Tape and reel packaging available
- Listed on the QPL for style RJ50 per MIL-PRF-22097 and RJR50 per High-Rel MIL-PRF-39035

- RoHS compliant\* version available
- For trimmer applications/processing guidelines, [click here](#)

# 3329 - 1/4" Round Trimpot® Trimming Potentiometer

## Electrical Characteristics

Standard Resistance Range ..... 10 to 1 megohm  
 (see standard resistance table)  
 Resistance Tolerance .....  $\pm 10\%$  std.  
 (closer tolerance available)  
 Absolute Minimum Resistance ..... 1 % or 2 ohms  
 (whichever is greater)  
 Contact Resistance Variation ..... 3.0 % or 3 ohms max.  
 (whichever is greater)  
 Adjustability  
 Voltage .....  $\pm 0.05\%$   
 Resistance .....  $\pm 0.15\%$   
 Resolution ..... Infinite  
 Insulation Resistance ..... 500 vdc.  
 1,000 megohms min.  
 Dielectric Strength  
 Sea Level ..... 600 vac  
 80,000 Feet ..... 250 vac  
 Adjustment Angle ..... 240° nom.

## Environmental Characteristics

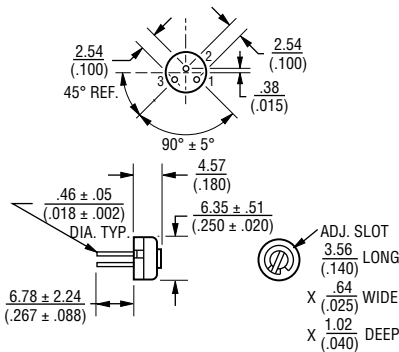
Power Rating @ 85 °C (300 volts max.) ..... 0.5 watt  
 Power Rating @ 150 °C ..... 0 watt  
 Temperature Range ... -55 °C to +150 °C  
 Temperature Coefficient ...  $\pm 100$  ppm/°C  
 Seal Test ..... 85 °C Fluorinert†  
 Humidity ..... MIL-STD-202 Method 103  
 96 hours  
 (3 %  $\Delta$ TR, 10 Megohms IR)  
 Vibration ..... 30 G (1 %  $\Delta$ TR; 1 %  $\Delta$ VR)  
 except "P" pin style  
 Shock ..... 100 G (1 %  $\Delta$ TR; 1 %  $\Delta$ VR)  
 Load Life ..... 1,000 hours 0.5 watt @ 85 °C  
 (3 %  $\Delta$ TR; 3 % CRV)  
 Rotational Life ..... 200 cycles  
 (4 %  $\Delta$ TR; 4 % CRV)

## Physical Characteristics

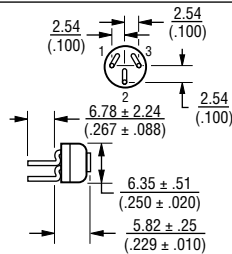
Mechanical Angle ..... 260° nom.  
 Torque ..... 5.0 oz-in. max.  
 Stop Strength ..... 5.0 oz-in. min.  
 Terminals ..... Solderable pins  
 Weight ..... 0.02 oz.  
 Marking ..... Manufacturer's trademark,  
 resistance code, date code,  
 manufacturer's model number  
 and style  
 Wiper ..... 50 % (Actual TR)  $\pm 10\%$   
 Standard Packaging ..... 50 pcs. per tube  
 Adjustment Tool ..... H-90

## Product Dimensions

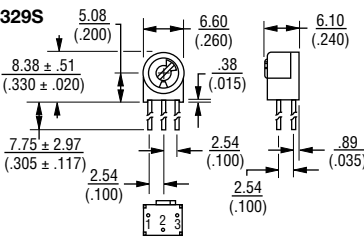
3329H



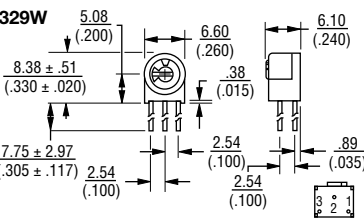
3329P



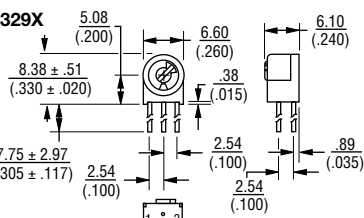
3329S



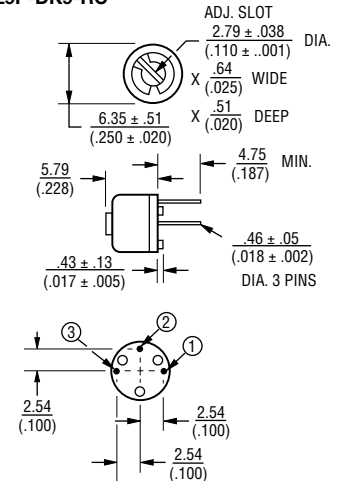
3329W



3329X

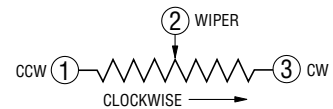


3329P-DK9-RC



DIMENSIONS: MM  
(INCHES)

TOLERANCES:  $\pm 0.25$  EXCEPT WHERE NOTED  
(.010)



## How To Order

Model **3329 M - 1 - 103 LF**  
 Style \_\_\_\_\_  
 Standard or Modified Product Indicator  
 -1 = Standard Product  
 -DK9 = Plastic Spacer  
 Resistance Code \_\_\_\_\_  
 Packaging Designator  
 Blank = Tube (Standard)  
 R = Tape and Reel (M and U Pin Styles Only)  
 A = Ammo Pack (M and U Pin Styles Only)  
 Terminations  
 LF = 100 % Tin-plated (RoHS compliant)  
 Blank = 90 % Tin / 10 % Lead-plated (Standard)  
 Consult factory for other available options.

\*RoHS Directive 2002/95/EC Jan. 27, 2003 including annex and RoHS Recast 2011/65/EU June 8, 2011.

†"Fluorinert" is a registered trademark of 3M Co.

Specifications are subject to change without notice.

The device characteristics and parameters in this data sheet can and do vary in different applications and actual device performance may vary over time.

Users should verify actual device performance in their specific applications.

