

Features

- Single-Turn / Cermet / Industrial / Open Frame
- Stable cermet element offers infinite resolution
- Very low profile
- Seven standard pin styles
- Thumb and screwdriver adjustment
- RoHS compliant* version available
- For trimmer applications/processing guidelines, [click here](#)

3352 - 3/8" Round Trimpot® Trimming Potentiometer

Electrical Characteristics

Standard Resistance Range 10 to 2 megohms
 (see standard resistance table)
 Resistance Tolerance ±20 % std.
 (tighter tolerance available)
 Absolute Minimum Resistance 2 ohms max.
 Contact Resistance Variation 1.0 % or 1 ohm max.
 (whichever is greater)
 Adjustability
 Voltage Divider ±0.05 %
 Rheostat ±0.25 %
 Resolution Infinite
 Dielectric Strength
 Sea Level 500 vac
 80,000 Feet 350 vac
 Adjustment Angle 205 ° nom.

Environmental Characteristics

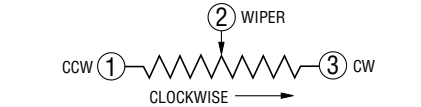
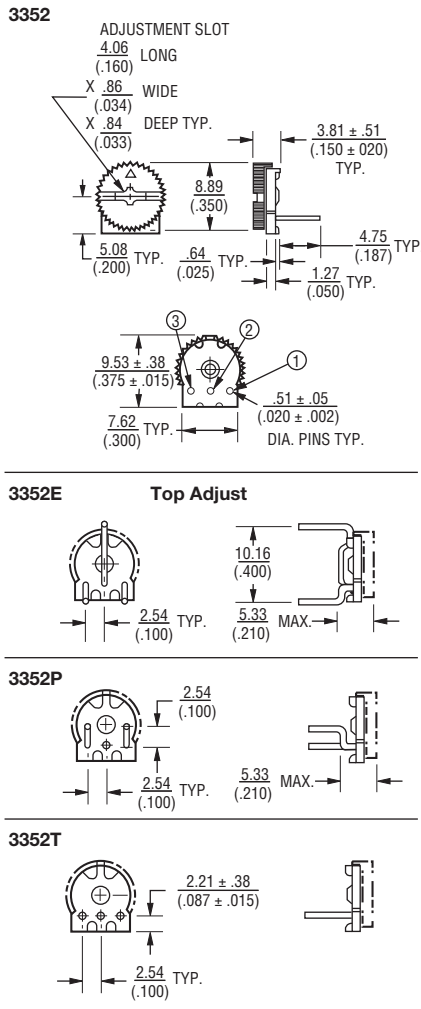
Power Rating (250 volts max.)
 85 °C 0.50 watt
 125 °C 0 watt
 Temperature Range ... -55 °C to +125 °C
 Temperature Coefficient
 ±100 ppm/°C 2K & up
 ±150 ppm/°C Below 2K
 Humidity MIL-STD-202 Method 103
 96 hours
 (2 % ΔTR, 10 Megohms IR)
 Vibration 30 G (2 % ΔTR; 2 % ΔVR)
 Shock 100 G (2 % ΔTR; 2 % ΔVR)
 Load Life.. 1,000 hours 0.5 watt @ 85 °C
 (3 % ΔTR)
 Rotational Life 200 cycles
 (10 % ΔTR)

Physical Characteristics

Mechanical Angle 250 ° nom.
 Torque 3.0 oz-in. max.
 Stop Strength 8 oz-in. min.
 Terminals Solderable pins
 Weight 0.01 oz.
 Marking Manufacturer's
 trademark, resistance value
 and model number.
 Date code on packaging.
 Wiper 50 % (Actual TR) ±10 %
 Standard Packaging 100 pcs. per bag
 Adjustment Tool H-90

Aqueous cleaning not recommended.

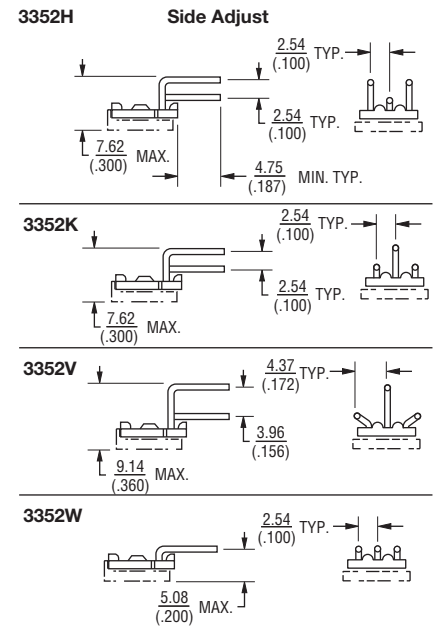
Product Dimensions



How To Order

3352 W - 1 - 103 LF

Model _____
 Style _____
 Standard or Modified Product Indicator
 -1 = Standard Product
 Resistance Code _____
 Terminations _____
 LF = 100 % Tin-plated (RoHS compliant)
 Blank = 90 % Tin / 10 % Lead-plated (Standard)
 Consult factory for other available options.



DIMENSIONS: $\frac{\text{MM}}{\text{(INCHES)}}$
 TOLERANCES: ± $\frac{0.25}{(.010)}$ EXCEPT WHERE NOTED

Standard Resistance Table

Resistance (Ohms)	Resistance Code
10	100
20	200
50	500
100	101
200	201
500	501
1,000	102
2,000	202
5,000	502
10,000	103
20,000	203
25,000	253
50,000	503
100,000	104
200,000	204
250,000	254
500,000	504
1,000,000	105
2,000,000	205

Popular values listed in boldface. Special resistances available.

REV. 04/14

*RoHS Directive 2002/95/EC Jan. 27, 2003 including annex and RoHS Recast 2011/65/EU June 8, 2011.
 Specifications are subject to change without notice.
 The device characteristics and parameters in this data sheet can and do vary in different applications and actual device performance may vary over time. Users should verify actual device performance in their specific applications.

The device characteristics and parameters in this data sheet can and do vary in different applications and actual device performance may vary over time. Users should verify actual device performance in their specific applications.