

## Features

- Single-Turn / Cermet / Industrial / Open Frame
- Stable cermet element offers infinite resolution
- Very low profile
- Seven standard pin styles
- Thumb and screwdriver adjustment

- RoHS compliant\* version available
- For trimmer applications/processing guidelines, [click here](#)

# 3352 - 3/8" Round Trimpot® Trimming Potentiometer

## Electrical Characteristics

Standard Resistance Range ..... 10 to 2 megohms  
 (see standard resistance table)  
 Resistance Tolerance ..... ±20 % std.  
 (tighter tolerance available)  
 Absolute Minimum Resistance ..... 2 ohms max.  
 Contact Resistance Variation ..... 1.0 % or 1 ohm max.  
 (whichever is greater)  
 Adjustability  
 Voltage Divider ..... ±0.05 %  
 Rheostat ..... ±0.25 %  
 Resolution ..... Infinite  
 Dielectric Strength  
 Sea Level ..... 500 vac  
 80,000 Feet ..... 350 vac  
 Adjustment Angle ..... 205 ° nom.

## Environmental Characteristics

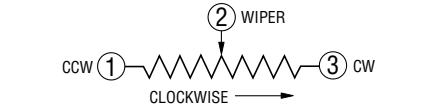
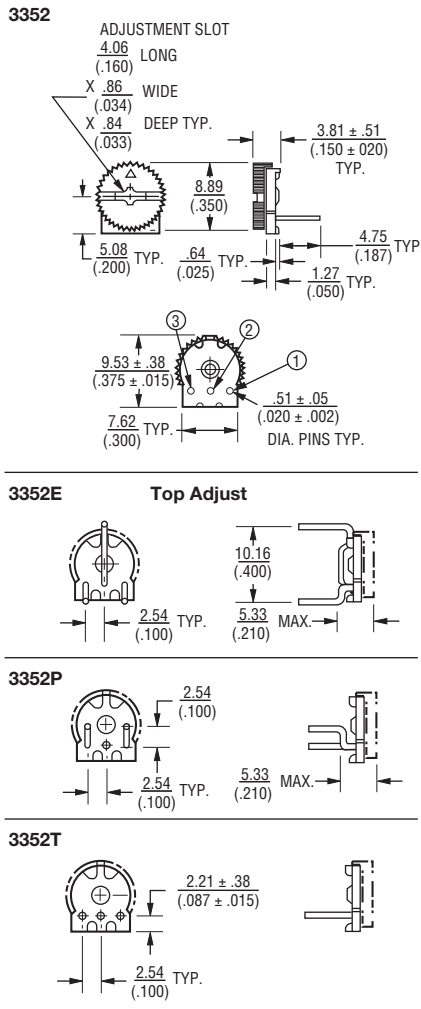
Power Rating (250 volts max.)  
 85 °C ..... 0.50 watt  
 125 °C ..... 0 watt  
 Temperature Range ... -55 °C to +125 °C  
 Temperature Coefficient  
 ±100 ppm/°C ..... 2K & up  
 ±150 ppm/°C ..... Below 2K  
 Humidity ..... MIL-STD-202 Method 103  
 96 hours  
 (2 % ΔTR, 10 Megohms IR)  
 Vibration ..... 30 G (2 % ΔTR; 2 % ΔVR)  
 Shock ..... 100 G (2 % ΔTR; 2 % ΔVR)  
 Load Life.. 1,000 hours 0.5 watt @ 85 °C  
 ..... (3 % ΔTR)  
 Rotational Life ..... 200 cycles  
 (10 % ΔTR)

## Physical Characteristics

Mechanical Angle ..... 250 ° nom.  
 Torque ..... 3.0 oz-in. max.  
 Stop Strength ..... 8 oz-in. min.  
 Terminals ..... Solderable pins  
 Weight ..... 0.01 oz.  
 Marking ..... Manufacturer's  
 trademark, resistance value  
 and model number.  
 Date code on packaging.  
 Wiper ..... 50 % (Actual TR) ±10 %  
 Standard Packaging ..... 100 pcs. per bag  
 Adjustment Tool ..... H-90

Aqueous cleaning not recommended.

## Product Dimensions

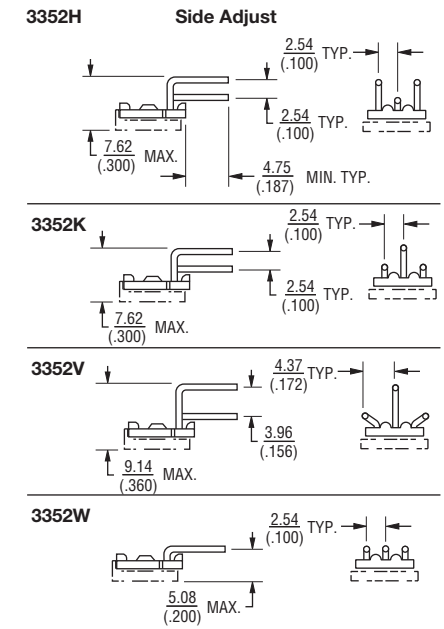


## How To Order

**3352 W - 1 - 103 LF**

Model \_\_\_\_\_  
 Style \_\_\_\_\_  
 Standard or Modified Product Indicator  
 -1 = Standard Product  
 Resistance Code \_\_\_\_\_  
 Terminations \_\_\_\_\_  
 LF = 100 % Tin-plated (RoHS compliant)  
 Blank = 90 % Tin / 10 % Lead-plated (Standard)

Consult factory for other available options.



DIMENSIONS:  $\frac{\text{MM}}{\text{(INCHES)}}$   
 TOLERANCES: ±  $\frac{0.25}{(.010)}$  EXCEPT WHERE NOTED

## Standard Resistance Table

Resistance (Ohms)	Resistance Code
10	100
20	200
50	500
<b>100</b>	<b>101</b>
<b>200</b>	<b>201</b>
<b>500</b>	<b>501</b>
<b>1,000</b>	<b>102</b>
<b>2,000</b>	<b>202</b>
<b>5,000</b>	<b>502</b>
<b>10,000</b>	<b>103</b>
<b>20,000</b>	<b>203</b>
<b>25,000</b>	<b>253</b>
<b>50,000</b>	<b>503</b>
<b>100,000</b>	<b>104</b>
200,000	204
250,000	254
500,000	504
1,000,000	105
2,000,000	205

Popular values listed in boldface. Special resistances available.

REV. 04/14

\*RoHS Directive 2002/95/EC Jan. 27, 2003 including annex and RoHS Recast 2011/65/EU June 8, 2011. Specifications are subject to change without notice.

The device characteristics and parameters in this data sheet can and do vary in different applications and actual device performance may vary over time. Users should verify actual device performance in their specific applications.