

Features

- Single Turn / Cermet / Industrial / Sealed
- Available on tape and reel
- Available with a knob for finger adjust
- Available with extended shaft
- Available with cross-slot rotor
- Top and side adjust types (F, P, H, W, X most popular)

- RoHS compliant* version available
- For trimmer applications/processing guidelines, [click here](#)

3386 - 3/8" Square Trimpot® Trimming Potentiometer

Electrical Characteristics

| | |
|------------------------------|---|
| Standard Resistance Range | 10 ohms to 2 megohms (see standard resistance table) |
| Resistance Tolerance | ±10 % std. (tighter tolerance available) |
| Absolute Minimum Resistance | 2 ohms max. |
| Contact Resistance Variation | 2 % or 3 ohms max. (whichever is greater) |
| Adjustability | |
| Voltage Divider | ±0.05 % |
| Rheostat | ±0.15 % |
| Resolution | Infinite |
| Insulation Resistance | 500 vdc. 1,000 megohms min. |
| Dielectric Strength | |
| Sea Level | 900 vac |
| 70,000 Feet | 350 vac |
| Adjustment Angle | 280 ° nom. |

Environmental Characteristics

| | |
|-------------------------------|--|
| Power Rating (300 volts max.) | |
| 85 °C | 0.5 watt |
| 125 °C | 0 watt |
| Temperature Range | -55 °C to +125 °C |
| Temperature Coefficient | ±100 ppm/°C |
| Seal Test | 85 °C Fluorinert† |
| Humidity | MIL-STD-202 Method 103 96 hours (2 % ΔTR, 10 Megohms min.) |
| Vibration | 30 G (1 % ΔTR; 1 % ΔVR) |
| Shock | 100 G (1 % ΔTR; 1 % ΔVR) |
| Load Life | 1,000 hours 0.5 watt @ 70 °C (3 % ΔTR; 3 % or 3 ohms, whichever is greater, CRV) |
| Rotational Life | 200 cycles (4 % ΔTR; 3 % or 3 ohms, whichever is greater, CRV) |

Physical Characteristics

| | |
|--------------------|---|
| Mechanical Angle | 310 ° nom. |
| Torque | 5.0 oz-in. max. |
| Stop Strength | 15.0 oz-in. min. |
| Terminals | Solderable pins |
| Weight | 0.03 oz. |
| Marking | Manufacturer's trademark, resistance code, wiring diagram, date code, manufacturer's model number and style |
| Flammability | U.L. 94V-0 |
| Standard Packaging | 50 pcs. per tube |
| Wiper | 50 % (Actual TR) ±10 % |
| Adjustment Tool | H-90 |

*RoHS Directive 2002/95/EC Jan. 27, 2003 including annex and RoHS Recast 2011/65/EU June 8, 2011.

†"Fluorinert" is a registered trademark of 3M Co.

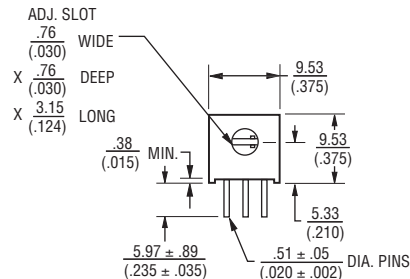
Specifications are subject to change without notice.

The device characteristics and parameters in this data sheet can and do vary in different applications and actual device performance may vary over time.

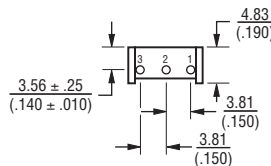
Users should verify actual device performance in their specific applications.

Product Dimensions

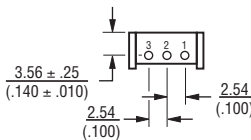
Common Dimensions Side Adjust Models B,C,J,X



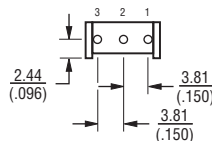
3386B



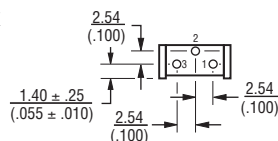
3386C



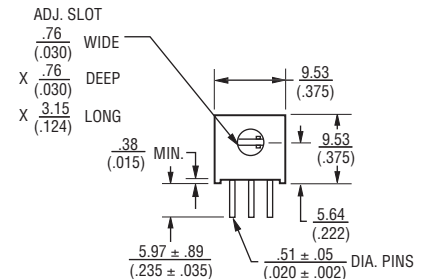
3386J



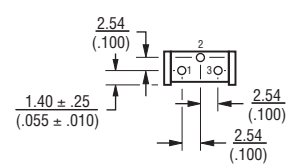
3386X



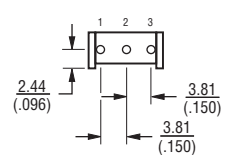
Common Dimensions Side Adjust Models H,S,W



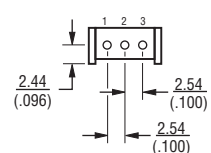
3386H



3386S



3386W



DIMENSIONS: $\frac{\text{MM}}{\text{(INCHES)}}$

TOLERANCES: ± $\frac{0.25}{(.010)}$ EXCEPT WHERE NOTED

Standard Resistance Table

| Resistance (Ohms) | Resistance Code |
|-------------------|-----------------|
| 10 | 100 |
| 20 | 200 |
| 50 | 500 |
| 100 | 101 |
| 200 | 201 |
| 500 | 501 |
| 1,000 | 102 |
| 2,000 | 202 |
| 5,000 | 502 |
| 10,000 | 103 |
| 20,000 | 203 |
| 25,000 | 253 |
| 50,000 | 503 |
| 100,000 | 104 |
| 200,000 | 204 |
| 250,000 | 254 |
| 500,000 | 504 |
| 1,000,000 | 105 |
| 2,000,000 | 205 |

Popular distribution resistance values listed in boldface. Special resistances available.

How To Order

3386 P - 1 - 103 T LF

| | |
|---|------|
| Model | 3386 |
| Style | P |
| Standard or Modified | - |
| Product Indicator | 1 |
| -1 = Standard Product | |
| -EY5 = Extended Shaft | |
| Resistance Code | 103 |
| Optional Suffix Letter | T |
| T = Knob** | |
| Packaging Designator | LF |
| Blank = Tube (Standard) | |
| R = Tape & Reel (W and U Pin Styles Only) | |
| A = Ammo Pack (W and U Pin Styles Only) | |

Terminations
 LF = 100 % Tin-plated (RoHS compliant)
 Blank = 90 % Tin / 10 % Lead-plated (Standard)

**Knob option is available only in standard tube packaging. Not recommended for side load applications.

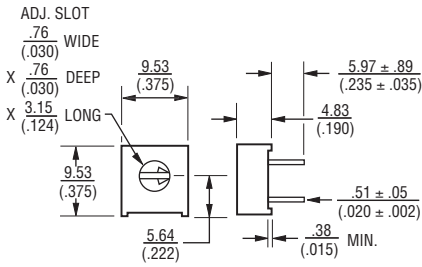
Consult factory for other available options.

3386 - 3/8" Square Trimpot® Trimming Potentiometer

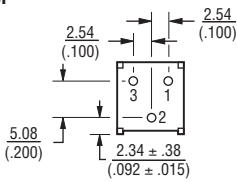
BOURNS®

Product Dimensions

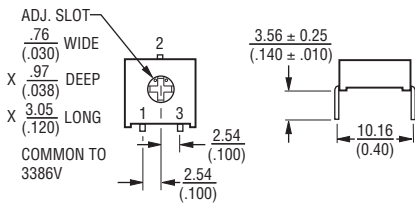
Common Dimensions Top Adjust Models F,G,K,P,R,U,V,Y



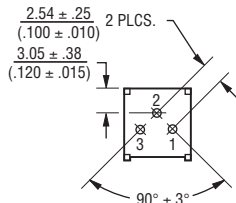
3386F



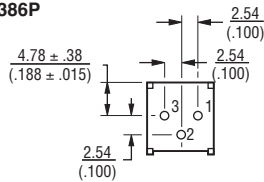
3386G



3386K



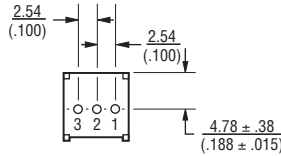
3386P



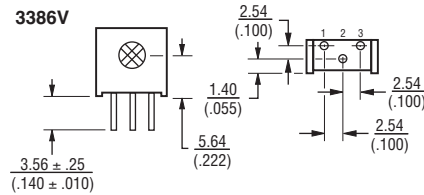
3386R



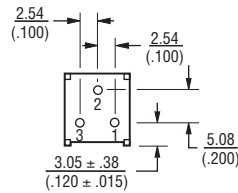
3386U



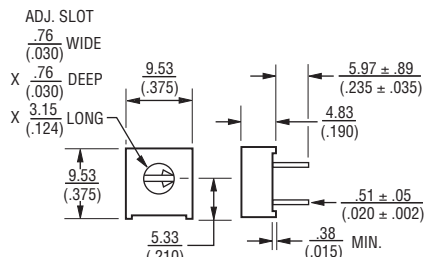
3386V



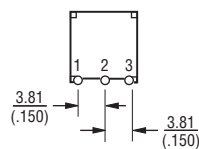
3386Y



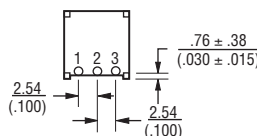
Common Dimensions Top Adjust Models M,T



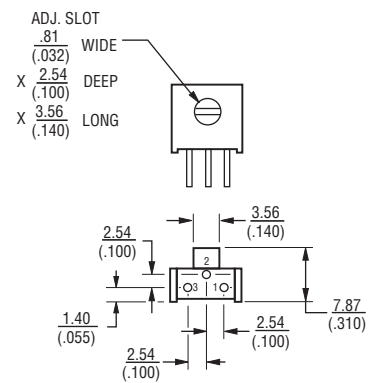
3386M



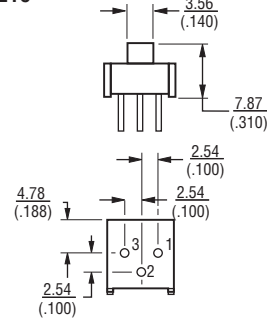
3386T



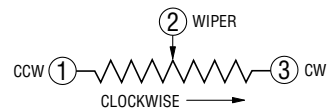
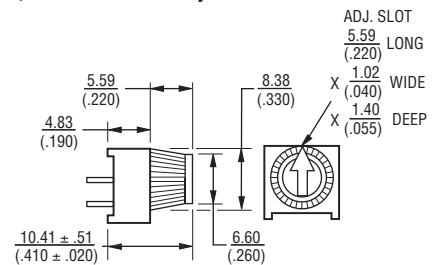
3386H-EY5 3386X-EY5 - SHOWN



3386P-EY5



The Model 3386 is available with a knob for finger adjustment. Add suffix letter "T" to order code for F, P and X terminal styles.



DIMENSIONS: $\frac{\text{MM}}{\text{(INCHES)}}$
TOLERANCES: $\pm \frac{0.25}{(.010)}$ EXCEPT WHERE NOTED

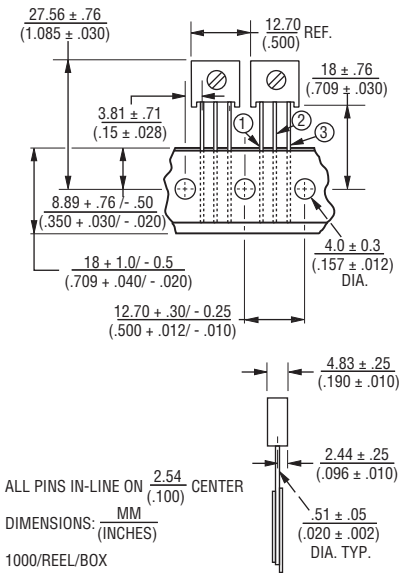
Specifications are subject to change without notice. The device characteristics and parameters in this data sheet can and do vary in different applications and actual device performance may vary over time. Users should verify actual device performance in their specific applications.

3386 - 3/8 " Square Trimpot® Trimming Potentiometer

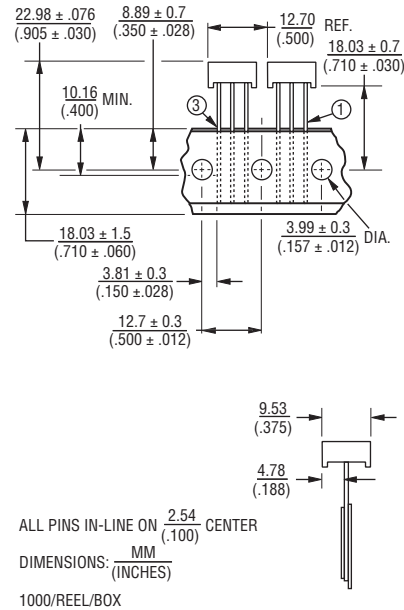
BOURNS®

Packaging Specifications

SIDE ADJUST 3386W-1



TOP ADJUST 3386U-1



Meets EIA Specification 468.

DIMENSIONS: $\frac{MM}{(INCHES)}$

REV. 04/14

"Trimpot" is a registered trademark of Bourns, Inc.
Specifications are subject to change without notice.

The device characteristics and parameters in this data sheet can and do vary in different applications and actual device performance may vary over time. Users should verify actual device performance in their specific applications.