

Features

- Formerly J. W. Miller® model
- Available in E12 series
- Height of 2.9 mm
- Current rating up to 2.1 A
- RoHS compliant*

Applications

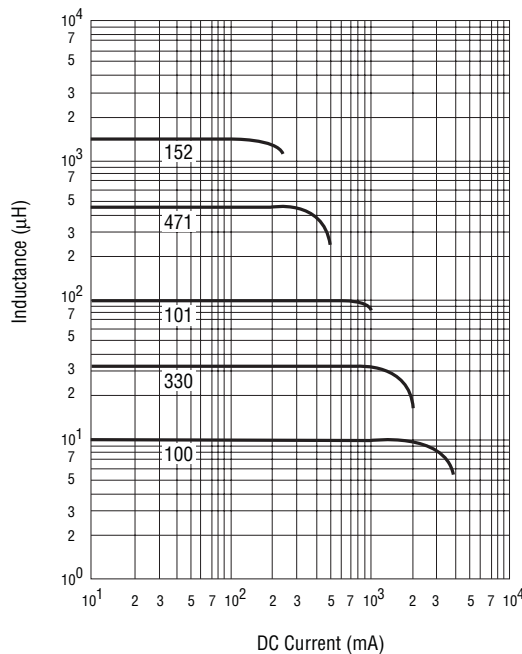
- Input/output of DC/DC converters
- Power supplies for:
 - Portable communication equipment
 - Camcorders
 - LCD TVs
 - Car radios

PM105SB Series - Shielded SMD Power Inductor

Electrical Specifications

Bourns Part No.	Inductance 100 kHz		Q Ref.	Test Frequency (MHz)	SRF Typ. (MHz)	DCR Max. (Ω)	Idc (A)
	(μH)	Tol. %					
PM105SB-100M-RC	10	±20	39	2.52	29	0.06	2.1
PM105SB-120M-RC	12	±20	40	2.52	26	0.07	1.9
PM105SB-150M-RC	15	±20	35	2.52	24	0.07	1.7
PM105SB-180M-RC	18	±20	39	2.52	21	0.08	1.6
PM105SB-220M-RC	22	±20	35	2.52	18	0.08	1.4
PM105SB-270M-RC	27	±20	35	2.52	17	0.10	1.3
PM105SB-330L-RC	33	±15	27	2.52	14	0.11	1.2
PM105SB-390L-RC	39	±15	31	2.52	14	0.12	1.1
PM105SB-470L-RC	47	±15	27	2.52	11	0.14	1.0
PM105SB-560L-RC	56	±15	26	2.52	11	0.19	0.93
PM105SB-680L-RC	68	±15	26	2.52	10	0.21	0.85
PM105SB-820L-RC	82	±15	26	2.52	9	0.28	0.79
PM105SB-101K-RC	100	±10	29	0.796	8	0.34	0.72
PM105SB-121K-RC	120	±10	31	0.796	7	0.37	0.63
PM105SB-151K-RC	150	±10	24	0.796	6	0.51	0.55
PM105SB-181K-RC	180	±10	24	0.796	5	0.57	0.50
PM105SB-221K-RC	220	±10	27	0.796	5	0.78	0.47
PM105SB-271K-RC	270	±10	30	0.796	5	0.87	0.41
PM105SB-331K-RC	330	±10	29	0.796	4	1.20	0.37
PM105SB-391K-RC	390	±10	26	0.796	3	1.34	0.35
PM105SB-471K-RC	470	±10	26	0.796	3	1.50	0.33

Inductance vs. Current



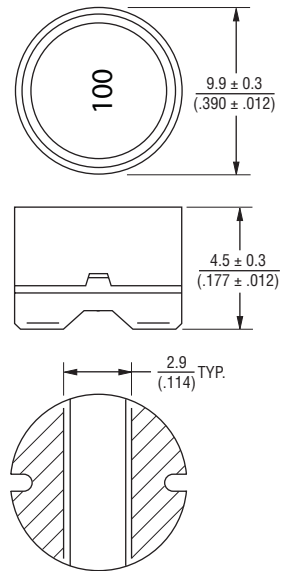
General Specifications

Test Voltage 1 Volt
 Reflow Soldering 230 °C; 50 sec max.
 Operating Temperature
 -40 °C to +125 °C
 (Temperature rise included)
 Storage Temperature
 -40 °C to +125 °C
 Resistance to Soldering Heat
 260 °C for 5 sec.

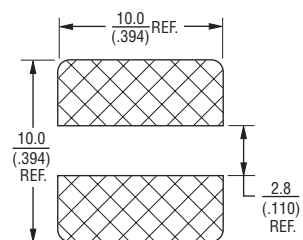
Materials

Core Material Ferrite DR & RI
 Wire Enameled Copper
 Terminal Ag/Ni/Sn
 Rated Current
 Ind. drop 10 % typ at I sat
 Temperature Rise
 15 °C typ. at rated I rms
 Packaging 500 pcs. per reel

Product Dimensions



Recommended Layout



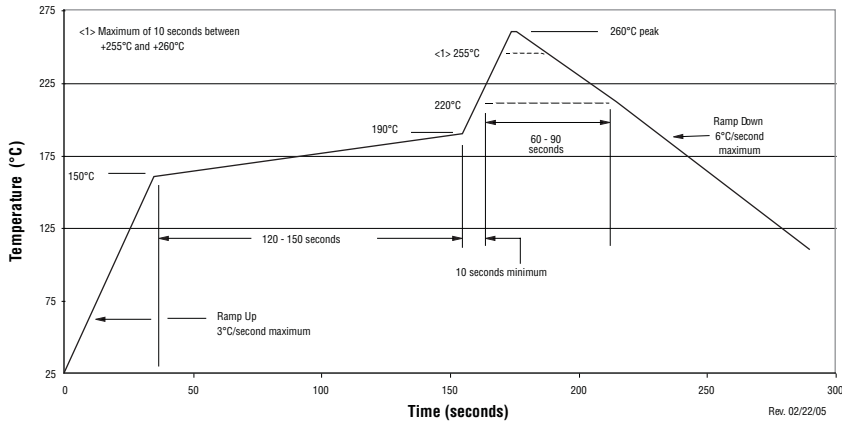
DIMENSIONS: $\frac{\text{MM}}{\text{(INCHES)}}$

*RoHS Directive 2002/95/EC Jan. 27, 2003 including annex and RoHS Recast 2011/65/EU June 8, 2011. Specifications are subject to change without notice. Customers should verify actual device performance in their specific applications.

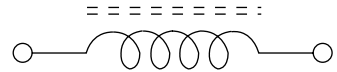
PM105SB Series - Shielded SMD Power Inductor



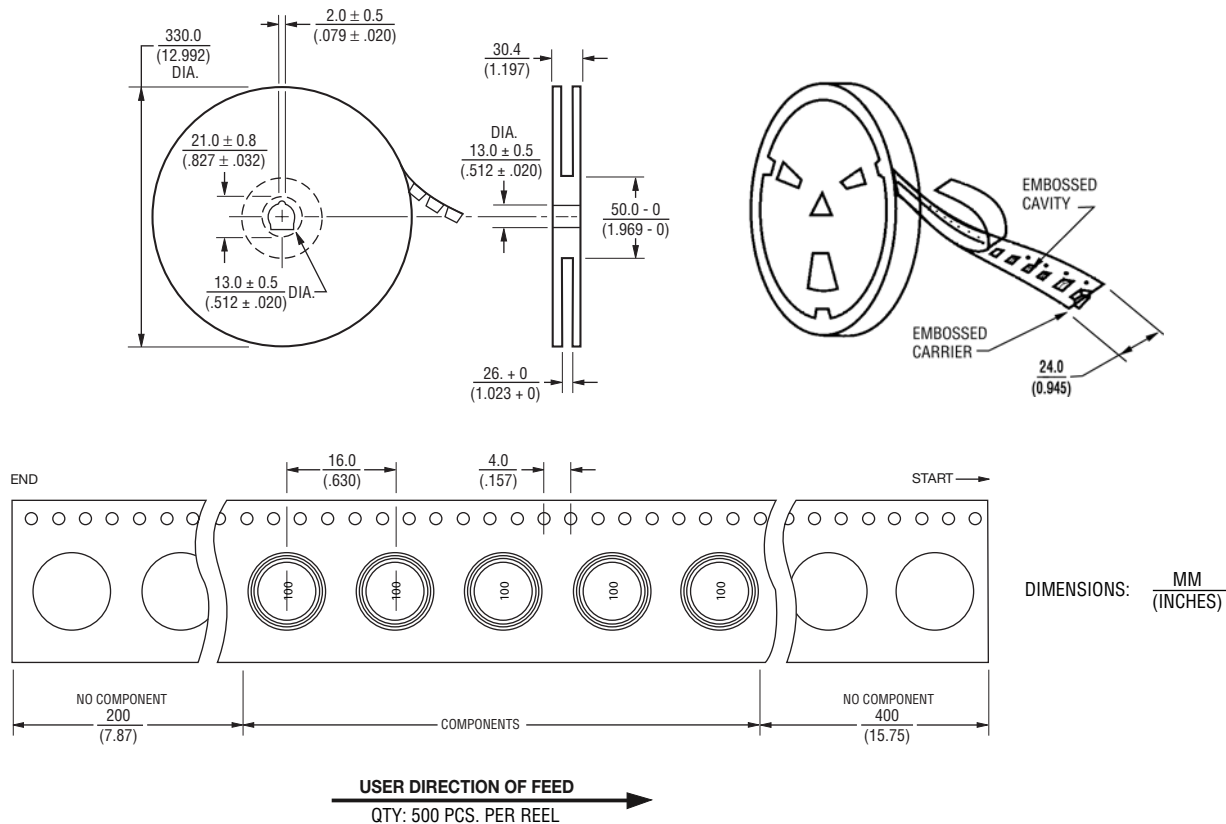
Soldering Profile



Electrical Schematic



Packaging Specifications



REV. 05/09

Specifications are subject to change without notice.
Customers should verify actual device performance in their specific applications.