

Features

- 1-1/4" Rectangular / Multiturn
Cermet / Industrial / Sealed
- Panel mount option available
- Listed on the QPL per MIL-PRF-22097
- For trimmer applications/processing guidelines, [click here](#)

RJ12 - Trimpot® Trimming Potentiometer

Electrical Characteristics

Standard Resistance Range 10 ohms to 1 megohm
 (see standard resistance table)
 Resistance Tolerance $\pm 10\%$ std.
 Absolute Minimum Resistance 1 % or 2 ohms max.
 (whichever is greater)
 Contact Resistance Variation 1.0 % or 1 ohm max.
 (whichever is greater)
 Adjustability
 Voltage $\pm 0.01\%$
 Resistance $\pm 0.05\%$
 Resolution Infinite
 Insulation Resistance 500 vdc.
 1,000 megohms min.
 Dielectric Strength
 Sea Level 900 vac
 70,000 Feet 350 vac
 Effective Travel 22 turns nom.

Environmental Characteristics

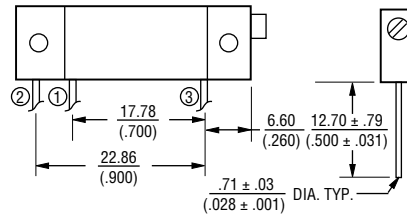
Power Rating @ 70 °C (400 volts max.) 1.0 watt
 Power Rating @ 150 °C 0 watt
 Temperature Range -55 °C to +150 °C
 Temperature Coefficient ± 100 ppm/°C
 Seal Test 85 °C Fluorinert*
 (pin styles only)
 Humidity MIL-STD-202 Method 106
 (2 % Δ TR, 10 Megohms IR)
 Vibration 20 G (1 % Δ TR; 1 % Δ VR)
 Shock 50 G (1 % Δ TR; 1 % Δ VR)
 Load Life.. 1,000 hours 1.0 watt @ 70 °C
 (3 % Δ TR; 1% or 1 ohms, whichever is greater, CRV)
 Rotational Life 200 cycles
 (2 % Δ TR; 1 % or 1 ohm, whichever is greater, CRV)

Physical Characteristics

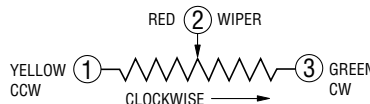
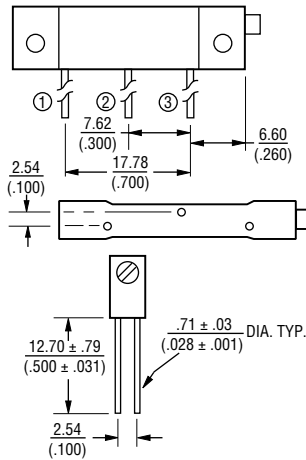
Torque 5.0 oz-in. max.
 Mechanical Stops Wiper idles
 Terminals .Solderable printed circuit pins
 Flexible leads (7 strands of 30 AWG)
 Weight 0.1 oz.
 Marking Manufacturer's trademark,
 resistance code, terminal numbers, date code, manufacturer's model number and style
 Wiper 50 % (Actual TR) $\pm 10\%$
 Flammability U.L. 94V-0
 Standard Packaging 10 pcs. per tube
 Adjustment Tool H-90

Product Dimensions

RJ12FP



RJ12FY



DIMENSIONS: $\frac{\text{MM}}{\text{(INCHES)}}$
 TOLERANCES: $\pm \frac{0.25}{(.010)}$ EXCEPT WHERE NOTED

How To Order

MIL-PRF-22097 **RJ12 F Y 103**
 Model _____
 Characteristic _____
 F = ± 100 ppm/°C Temp. Coeff. Max.
 Terminal Style _____
 Resistance Code _____

Standard Resistance Table

Resistance (Ohms)	Resistance Code
10	100
20	200
50	500
100	101
200	201
500	501
1,000	102
2,000	202
5,000	502
10,000	103
20,000	203
25,000	253
50,000	503
100,000	104
200,000	204
250,000	254
500,000	504
1,000,000	105

REV. 04/14

*RoHS Directive 2002/95/EC Jan. 27, 2003 including annex and RoHS Recast 2011/65/EU June 8, 2011.

"Trimpot" is a registered trademark of Bourns, Inc.

Specifications are subject to change without notice.

The device characteristics and parameters in this data sheet can and do vary in different applications and actual device performance may vary over time.

Users should verify actual device performance in their specific applications.