



Features

- Multiturn / Cermet / Industrial / Sealed
- Listed on the QPL per MIL-PRF-22097 and High-Rel MIL-PRF-39035
- For trimmer applications/processing guidelines, [click here](#)

RJ26/RJR26 - 1/4" Trimpot® Trimming Potentiometer

Electrical Characteristics

Standard Resistance Range 10 to 1 megohm
 (see standard resistance table)
 Resistance Tolerance ±10 % std.
 Absolute Minimum Resistance
 RJ26 2 % or 20 ohms max. (whichever is greater)
 RJR26 2 % or 2 ohms max. (whichever is greater)
 Contact Resistance Variation 3.0 % or 3 ohms max. (whichever is greater)
 Adjustability
 Voltage ±0.02 %
 Resistance ±0.05 %
 Resolution Infinite
 Insulation Resistance 500 vdc. 1,000 megohms min.
 Dielectric Strength
 Sea Level 600 vac
 80,000 Feet 250 vac
 Effective Travel 12 turns nom.

Environmental Characteristics

Power Rating (200 volts max.)
 85 °C 0.25 watt
 150 °C 0 watt
 Temperature Range -65 °C to +150 °C
 Temperature Coefficient ±100 ppm/°C
 Seal Test 85 °C Fluorinert*
 Humidity
 RJ26 MIL-STD-202 Method 106
 96 hours (1 % ΔTR, 10 Megohms IR)
 RJR26 MIL-STD-202 Method 106
 96 hours (1 % ΔTR, 100 Megohms IR)
 Vibration 20 G (1 % ΔTR; 1 % ΔVR)
 Shock 100 G (1 % ΔTR; 1 % ΔVR)
 Load Life
 RJ26..1,000 hours 0.25 watt @ 85 °C
 (2 % ΔTR; 1 % ΔVR)
 RJR26..10,000 hours 0.25 watt @ 85 °C
 (3 % ΔTR)
 Rotational Life 200 cycles
 (2 % ΔTR)

Physical Characteristics

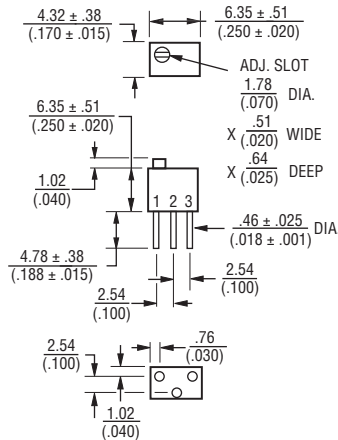
Torque 3.0 oz-in. max.
 Mechanical Stops Wiper idles
 Terminals MIL-STD-202; Method 208
 Weight 0.015 oz.
 Marking Mil-spec part number
 Wiper 50 % (Actual TR) ±10 %
 Flammability U.L. 94V-0
 Standard Packaging 50 pcs. per tube
 Adjustment Tool H-90

REV. 04/14

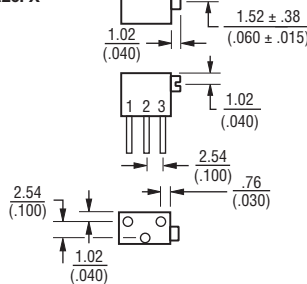
"Trimpot" is a registered trademark of Bourns, Inc. Specifications are subject to change without notice. The device characteristics and parameters in this data sheet can and do vary in different applications and actual device performance may vary over time. Users should verify actual device performance in their specific applications.

Product Dimensions

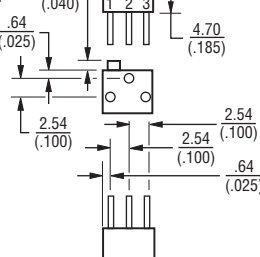
RJ26FW / RJR26FW



RJ26FX / RJR26FX



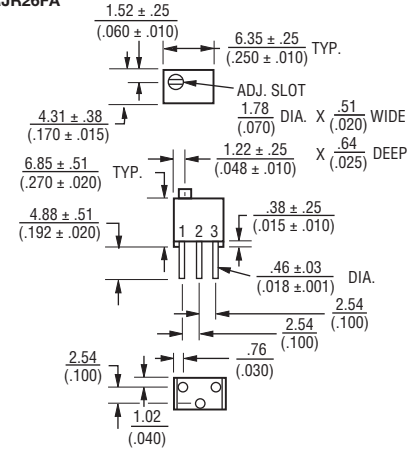
RJ26FP / RJR26FP



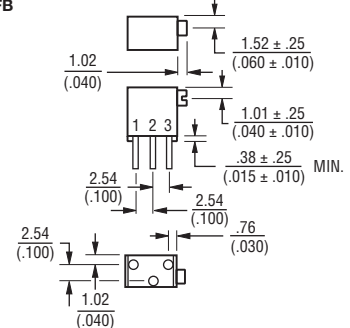
Standard Resistance Table

Resistance (Ohms)	Resistance Code	Resistance (Ohms)	Resistance Code
10	100	10,000	103
20	200	20,000	203
50	500	25,000	253
100	101	50,000	503
200	201	100,000	104
500	501	200,000	204
1,000	102	250,000	254
2,000	202	500,000	504
5,000	502	1,000,000	105

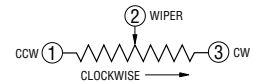
RJR26FA



RJR26FB



DIMENSIONS: $\frac{\text{MM}}{\text{(INCHES)}}$
 TOLERANCES: ± $\frac{0.25}{(.010)}$ EXCEPT WHERE NOTED



How To Order

MIL-PRF-22097 **RJ26 F W 202**
 Model _____
 Characteristic _____
 F = ±100 ppm/°C Temp. Coeff. Max.
 Terminal Style _____
 Resistance Code _____

How To Order

MIL-PRF-39035 **RJR26 F W 204 P**
 Model _____
 Characteristic _____
 F = ±100 ppm/°C Temp. Coeff. Max.
 Terminal Style _____
 Resistance Code _____
 Failure Rate
 M = 1.0 %
 P = 0.1 %
 R = 0.01 %