

Features

- Multiturn / Wirewound / Sealed
- Listed on the QPL per MIL-PRF-27208 and High-Rel MIL-PRF-39015
- Panel Mount option available
- For trimmer applications/processing guidelines, [click here](#)

RT22/RTR22 - 1/2" Square Trimpot® Trimming Potentiometer

Electrical Characteristics

Standard Resistance Range
 RT2250 to 20K ohms
 RTR22500 to 20K ohms
 (see standard resistance table)
 Resistance Tolerance±5 % std.
 Absolute Minimum Resistance
0.1 % or 1 ohm max.
 (whichever is greater)
 Noise100 ohms ENR max.
 Resolution..... See Resistance Table
 Insulation Resistance 500 vdc.
 1,000 megohms min.
 Dielectric Strength
 Sea Level 1,000 vac
 80,000 Feet 400 vac
 Adjustment Travel 25 turns nom.

Environmental Characteristics

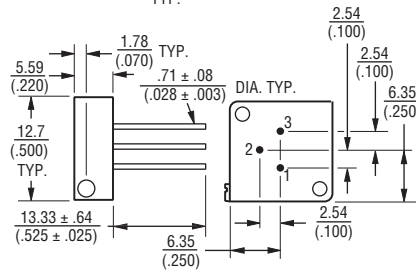
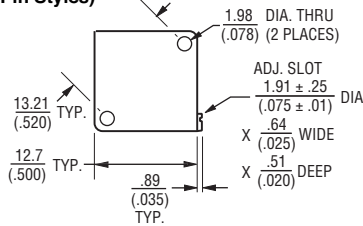
Power Rating @ 85 °C 0.75 watt
 Power Rating @ 150 °C 0 watt
 Temperature Range.....-65 °C to +150 °C
 Temperature Coefficient ±50 ppm/°C
 Seal Test 85 °C Fluorinert*
 (pin styles only)
 Humidity MIL-STD-202 Method 106
 RT22 (1 % ΔTR; 10 Megohms IR)
 RTR22... (1 % ΔTR; 100 Megohms IR)
 Vibration 30 G
 (1 % ΔTR; 0.5 % + resolution ΔVR)
 Shock 100 G
 (1 % ΔTR; 0.5 % + resolution ΔVR)
 Load Life
 RT22 1,000 hours 0.75 watt @ 85 °C
 (2 % ΔTR; 2 % + resolution ΔVR)
 RTR22 10,000 hours 0.75 watt
 @ 85 °C
 (3 % ΔTR; 2 % + resolution ΔTR)
 Rotational Life 200 cycles
 (2 % ΔTR)

Physical Characteristics

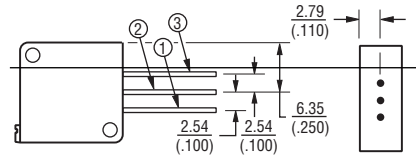
Torque 5.0 oz-in. max.
 Mechanical Stops Wiper idles
 Terminals
 . Flexible leads (7 strands of 30 AWG)
 MIL-STD-202; Method 208
 Weight 0.06 oz.
 Machine Screw Mounting
 Torque 12 oz-in. max.
 Marking Mil-spec part number
 Wiper 50 % (Actual TR) ±10 %
 Flammability U.L. 94V-0
 Standard Packaging
 P, W & X Styles 25 pcs. per tube
 L Style 25 pcs. per bag
 Adjustment Tool H-90

Product Dimensions

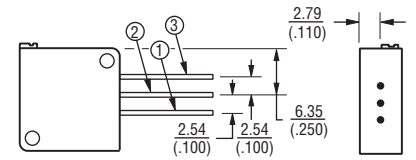
RT22C2P/RTR22DP Common Dimensions (Pin Styles)



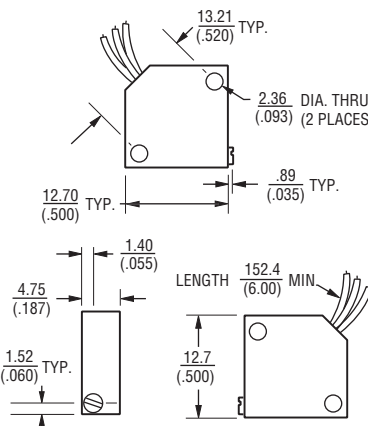
RT22C2W/RTR22DW



RT22C2X/RTR22DX



RT22C2L/RTR22DL



How To Order

MIL-PRF-27208 **RT22 C2 P 501**
 Model _____
 Characteristic _____
 C = ±50 ppm/°C Temp. Coeff. Max.
 2 = 85 °C Rating Temp.
 150 °C Max. Operating Temp.
 Terminal Style _____
 Resistance Code _____

How To Order

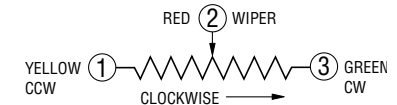
MIL-PRF-39015 **RTR22 D P 501 M**
 Model _____
 Characteristic _____
 D = ±50 ppm/°C Temp. Coeff. Max.
 Terminal Style _____
 Resistance Code _____
 Failure Rate _____
 M = 1.0 %

RT22 Standard Resistance Table

Resistance (Ohms)	Resistance Code	Nominal Resolution (Percent)
50	500	0.80
100	101	0.90
200	201	0.70
500	501	0.60
1,000	102	0.40
2,000	202	0.30
5,000	502	0.25
10,000	103	0.19
20,000	203	0.16

RTR22 Standard Resistance Table

Resistance (Ohms)	Resistance Code	Nominal Resolution (Percent)
500	501	0.60
1,000	102	0.40
2,000	202	0.30
5,000	502	0.25
10,000	103	0.19
20,000	203	0.16



DIMENSIONS: $\frac{\text{MM}}{\text{(INCHES)}}$
 TOLERANCES: ± $\frac{0.25}{(.010)}$ EXCEPT WHERE NOTED

REV. 04/14

*RoHS Directive 2002/95/EC Jan. 27, 2003 including annex and RoHS Recast 2011/65/EU June 8, 2011.

"Trimpot" is a registered trademark of Bourns, Inc.

Specifications are subject to change without notice.

The device characteristics and parameters in this data sheet can and do vary in different applications and actual device performance may vary over time.

Users should verify actual device performance in their specific applications.