

Features

- Multiturn / Wirewound / Industrial / Sealed
- Listed on the QPL per MIL-PRF-27208 and High-Rel MIL-PRF-39015
- Panel mount option available
- For trimmer applications/processing guidelines, [click here](#)

RT24/RTR24 - 3/8" Square Trimpot® Trimming Potentiometer

Electrical Characteristics

Standard Resistance Range
 RT24 10 to 10K ohms
 RTR24 500 to 10K ohms
 (see standard resistance table)
 Resistance Tolerance ±5 % std.
 Absolute Minimum Resistance
 0.1 % or 1 ohm max.
 (whichever is greater)
 Noise 100 ohms ENR max.
 Resolution
 (see standard resistance table)
 Insulation Resistance 500 vdc.
 1,000 megohms min.
 Dielectric Strength
 Sea Level 1,000 vac
 80,000 Feet 350 vac
 Adjustment Travel 25 turns nom.

Environmental Characteristics

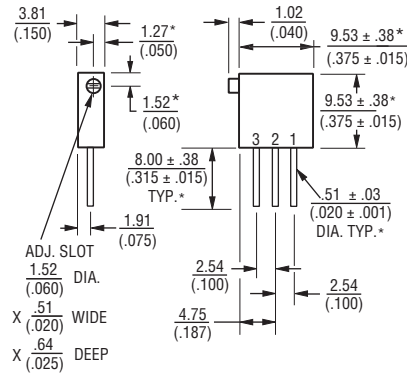
Power Rating @ 85 °C 0.75 watt
 Power Rating @ 150 °C 0 watt
 Temperature Range -65 °C to +150 °C
 Temperature Coefficient ±50 ppm/°C
 Seal Test 85 °C Fluorinert*
 Humidity
 RT24 (1 % ΔTR; 10 Megohms IR)
 RTR24... (1 % ΔTR; 100 Megohms IR)
 Vibration 20G
 (1 % ΔTR; 0.5 % + resolution ΔVR)
 Shock 100G
 (1 % ΔTR; 0.5 % + resolution ΔVR)
 Load Life
 RT24 .1,000 hours 0.75 watt @ 85 °C
 (2 % ΔTR; 2 % + resolution ΔVR)
 RTR24 10,000 hours 0.75 watt
 @ 85 °C
 (3 % + resolution ΔVR)
 Rotational Life 200 cycles
 (2 % ΔTR)

Physical Characteristics

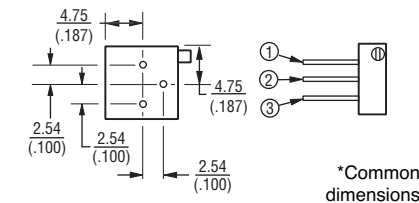
Torque 5.0 oz-in. max.
 Mechanical Stops Wiper idles
 Terminals MIL-STD-202; Method 208
 Weight 0.025 oz.
 Marking Mil-spec part number
 Wiper 50 % (Actual TR) ±10 %
 Flammability U.L. 94V-0
 Standard Packaging 50 pcs. per tube
 Adjustment Tool H-90

Product Dimensions

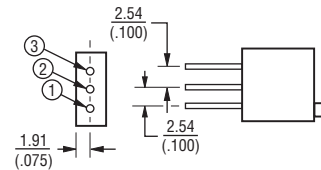
RT24C2X/RTR24DX Common Dimensions



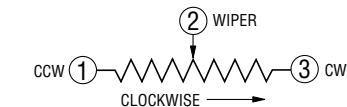
RT24C2P/RTR24DP



RT24C2W/RTR24DW



DIMENSIONS: $\frac{\text{MM}}{\text{(INCHES)}}$
 TOLERANCES: ± $\frac{0.25}{(.010)}$ EXCEPT WHERE NOTED



How To Order

MIL-PRF-27208 **RT24 C2 P 501**
 Model _____
 Characteristic _____
 C = ±50 ppm/°C Temp. Coeff. Max.
 2 = 85 °C Rating Temp.
 150 °C Max. Operating Temp.
 Terminal Style _____
 Resistance Code _____

How To Order

MIL-PRF-39015 **RTR24 D P 202 M**
 Model _____
 Characteristic _____
 D = ±50 ppm/°C Temp. Coeff. Max.
 Terminal Style _____
 Resistance Code _____
 Failure Rate _____
 M = 1.0 %

RT24 Standard Resistance Table

Resistance (Ohms)	Resistance Code	Nominal Resolution (Percent)
10	100	1.11
20	200	0.93
50	500	0.62
100	101	0.60
200	201	0.54
500	501	0.42
1,000	102	0.33
2,000	202	0.26
5,000	502	0.20
10,000	103	0.17

RTR24 Standard Resistance Table

Resistance (Ohms)	Resistance Code	Nominal Resolution (Percent)
500	501	0.60
1,000	102	0.40
2,000	202	0.30
5,000	502	0.25
10,000	103	0.19