

## Features

- Multiturn / Wirewound / Industrial / Sealed
- Listed on the QPL per MIL-PRF-27208
- For trimmer applications/processing guidelines, [click here](#)

# RT26 - 1/4 " Square Trimpot® Trimming Potentiometer

### Electrical Characteristics

Standard Resistance Range ..... 10 to 5K ohms  
 (see standard resistance table)  
 Resistance Tolerance ..... ±5 % std.  
 Absolute Minimum Resistance ..... 0.25 % or 1 ohm max.  
 (whichever is greater)  
 Noise ..... 100 ohms ENR max.  
 Resolution..... See resistance table  
 Insulation Resistance ..... 500 vdc.  
 1,000 megohms min.  
 Dielectric Strength  
 Sea Level ..... 600 vac  
 80,000 Feet ..... 250 vac  
 Adjustment Angle..... 11 turns nom.

### Environmental Characteristics

Power Rating  
 85 °C ..... 0.25 watt  
 150 °C ..... 0 watt  
 Temperature Range.....-55 °C to +150 °C  
 Temperature Coefficient ..... ±50 ppm/°C  
 Seal Test..... 85 °C Fluorinert\*  
 Humidity..... MIL-STD-202 Method 106  
 (1 % ΔTR, 10 Megohms IR)  
 Vibration ..... 20 G  
 (1 % ΔTR; 1% + resolution ΔVR)  
 Shock..... 100 G  
 (1 % ΔTR; 1 % + resolution ΔVR)  
 Load Life 1,000 hours 0.25 watt @ 85 °C  
 (2 % ΔTR; 2 % + resolution ΔVR)  
 Rotational Life..... 200 cycles  
 (2 % ΔTR)

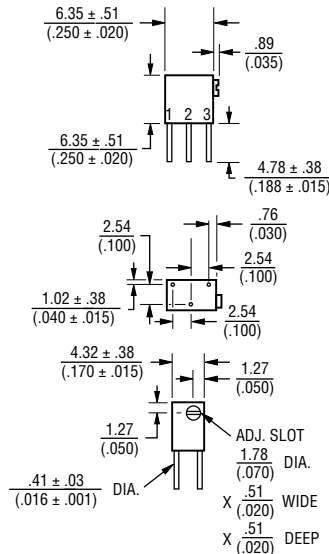
### Physical Characteristics

Torque..... 3.0 oz-in. max.  
 Mechanical Stops ..... Wiper idles  
 Terminals ..... MIL-STD-202; Method 208  
 Weight ..... 0.015 oz.  
 Marking..... Mil-spec part number  
 Wiper ..... 50 % (Actual TR) ±10 %  
 Flammability ..... UL 94V-0  
 Standard Packaging ..... 50 pcs. per tube  
 Adjustment Tool ..... H-90

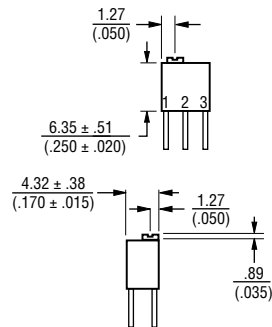
### Product Dimensions

#### RT26C2X

#### Common Dimensions

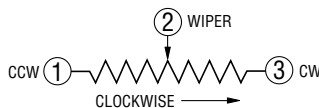


#### RT26C2W



DIMENSIONS:  $\frac{\text{MM}}{\text{(INCHES)}}$

TOLERANCES: ±  $\frac{0.25}{(.010)}$  EXCEPT WHERE NOTED



### How To Order

MIL-PRF-27208 **RT26 C2 X 101**  
 Model \_\_\_\_\_  
 Characteristic \_\_\_\_\_  
 C = ±50 ppm/°C Temp. Coeff. Max.  
 2 = 85 °C Rating Temp.  
 150 °C Max. Operating Temp.  
 Terminal Style \_\_\_\_\_  
 Resistance Code \_\_\_\_\_

### Standard Resistance Table

Resistance (Ohms)	Resistance Code	Nominal Resolution (Percent)
10	100	1.90
20	200	1.50
50	500	1.23
100	101	1.00
200	201	0.94
500	501	0.58
1,000	102	0.50
2,000	202	0.45
5,000	502	0.34

REV. 04/14

\*RoHS Directive 2002/95/EC Jan. 27, 2003 including annex and RoHS Recast 2011/65/EU June 8, 2011.

"Trimpot" is a registered trademark of Bourns, Inc.

Specifications are subject to change without notice.

The device characteristics and parameters in this data sheet can and do vary in different applications and actual device performance may vary over time.

Users should verify actual device performance in their specific applications.